

Silverstone Circuit

5900 m.

Results and timing service provided by **TISSOT**

BTC

MotoGP British Grand Prix

Race Nr. 2

Classification after 11 laps = 64.9 km

20

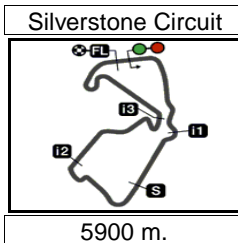
Pos		Rider	Nation	Team	Motorcycle	Total Time	Km/h	Gap
1	25	57 Johnny GARNESS	GBR	MLav Visiontrack Academy	HONDA	25'41.626	151.5	
2	20	23 Rhys STEPHENSON	GBR	Rocket Racing	HONDA	25'48.244	150.9	6.618
3	16	79 Harley MCCABE	GBR	MLav Visiontrack Academy	HONDA	25'50.922	150.6	9.296
4	13	74 Carter BROWN	GBR	MLav Visiontrack Academy	HONDA	25'55.892	150.1	14.266
5	11	55 Harrison DESSOY	GBR	Microlise Cresswell Racing/Easter	HONDA	25'58.849	149.8	17.223
6	10	64 Clayton EDMUNDS	GBR	MJL Racing	HONDA	26'04.021	149.3	22.395
7	9	29 Lucas BROWN	GBR	Amphibian Scaffolding / SP125	HONDA	26'04.270	149.3	22.644
8	8	15 Harrison CROSBY	GBR	Banks Racing	HONDA	26'04.613	149.3	22.987
9	7	40 Julian CORREA	USA	Microlise Cresswell Racing	HONDA	26'04.673	149.3	23.047
10	6	84 Matthew RUISBROEK	GBR	Microlise Cresswell Racing	HONDA	26'04.705	149.3	23.079
11	5	99 Peter WILLIS	GBR	MLav Visiontrack Academy	HONDA	26'08.316	148.9	26.690
12	4	48 Ollie WALKER	GBR	SP125	HONDA	26'08.578	148.9	26.952
13	3	61 Harrison MACKAY	GBR	Wilson Racing/Super Soco	HONDA	26'08.637	148.9	27.011
14	2	52 Evan BELFORD	GBR	City Lifting by RS Racing	HONDA	26'08.657	148.9	27.031
15	1	65 Alexander ROWAN	GBR	Mortimer Racing/Victoria House Ac	HONDA	26'31.361	146.8	49.735
16		28 Alfie DAVIDSON	GBR	Davidson/Pete Banks racing	HONDA	26'31.421	146.8	49.795
17		27 Ted WILKINSON	GBR	RMB Racing	HONDA	26'31.457	146.8	49.831
18		2 Josh BANNISTER	GBR	Astro-JJR Racing	HONDA	26'31.509	146.8	49.883
19		90 Kalvin KELLY	GBR	Thorneycroft Racing	HONDA	26'31.819	146.7	50.193
20		21 Troy JEFFREY	GBR	ThorneyCroft56 Racing	HONDA	26'32.950	146.6	51.324
21		76 Charlie HUNTINGFORD	GBR	WMS Mototechniks	HONDA	26'37.897	146.2	56.271
22		71 Daniel GOODMAN	GBR	MLav Visiontrack Academy	HONDA	26'43.774	145.6	1'02.148
23		44 Lucas HILL	GBR	Ashcourt Racing	HONDA	26'44.010	145.6	1'02.384
24		70 Olly HORNER	GBR	Mortimer Racing/Victoria House Ac	HONDA	26'44.228	145.6	1'02.602
25		5 Mason JOHNSON	GBR	Team 151s-Lextek	HONDA	27'08.445	143.4	1'26.819
26		33 Elijah BANISH	USA	ThorneyCroft56 Racing	HONDA	27'26.895	141.8	1'45.269
27		51 Holly HARRIS	GBR	FHO Racing	HONDA	27'50.370	139.8	2'08.744
<i>Not classified</i>								
		53 Kiyano VEIJER	NED	Microlise Cresswell Racing	HONDA	16'37.048	149.1	4 laps
		4 Sullivan MOUNSEY	GBR	Wilson Racing/J&S Accessories	HONDA	11'46.765	150.2	6 laps
		9 Bailey STUART-CAMPBE	GBR	Team 151s-Lextek	HONDA	9'36.770	147.3	7 laps
		43 Ryan HITCHCOCK	GBR	City Lifting by RS Racing	HONDA	3'14.025	109.4	10 laps
<i>Excluded</i>								
		75 Filip SUROWIAK	POL	MJL Racing	HONDA			

The results are provisional until the end of the limit for protest and appeals.

Time limit for protest expires 30' after publication of the results - Time:

DORNA DATA PROCESSING TIMING SERVICE DORNA DATA PROCESSING TIMING SERVICE DORNA DATA PROCESSING TIMING SERVICE DORNA DATA PROCESSING TIMING SERVICE DORNA DATA PROCESSING TIMING SERVICE DORNA DATA PROCESSING TIMING SERVICE DORNA DATA PROCESSING TIMING SERVICE DORNA DATA PROCESSING TIMING SERVICE DORNA DATA PROCESSING TIMING SERVICE DORNA DATA PROCESSING





Results and timing service provided by **TISSOT**

BTC

MotoGP British Grand Prix
Race Nr. 2

Classification after 11 laps = 64.9 km

20

Pos	Rider	Nation	Team	Motorcycle	Total Time	Km/h	Gap
-----	-------	--------	------	------------	------------	------	-----

Race condition: Dry
 Air: 25°
 Humidity: 37%
 Ground: 45°

Pole Position:				
Fastest Lap (New record):	Lap 4	Johnny GARNES	2'18.816	153.0 Km/h
Best Race Lap:	2022	Rhys STEPHENSON	2'19.831	151.8 Km/h
All Time Lap Record:	2022	Johnny GARNES	2'18.816	153.0 Km/h

15:45'00

SIGHTING LAP START

15:58'40

WARM UP LAP START

16:01'19

RACE START

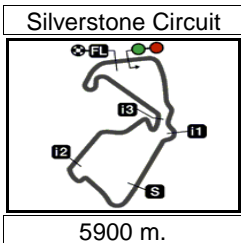
- 16:04'15** Filip SUROWIAK
- 16:04'26** Filip SUROWIAK
- 16:04'33 Ryan HITCHCOCK
- 16:13'46 Bailey STUART-CAMPBELL
- 16:14'02** Filip SUROWIAK
- 16:14'46 Sullivan MOUNSEY
- 16:16'06 Filip SUROWIAK
- 16:18'58 Kiyano VEJER

- jump start
- ride through penalty
- entered pits and retired
- crashed out - Rider OK
- black flag - failed to comply with ride through penalty
- crashed out - Rider OK
- entered pits
- stopped with technical issue

The results are provisional until the end of the limit for protest and appeals.

Time limit for protest expires 30' after publication of the results - Time:

DORNA DATA PROCESSING TIMING SERVICE DORNA DATA PROCESSING TIMING SERVICE DORNA DATA PROCESSING TIMING SERVICE DORNA DATA PROCESSING TIMING SERVICE DORNA DATA PROCESSING TIMING SERVICE DORNA DATA PROCESSING TIMING SERVICE DORNA DATA PROCESSING TIMING SERVICE DORNA DATA PROCESSING TIMING SERVICE DORNA DATA PROCCESSSS



Results and timing service provided by TISSOT

BTC

MotoGP British Grand Prix
Race Nr. 2
Lap Chart

22

Pos	1	2	3	4	5	6	7	8	9	10	11	12	13	14	15	16	17	18	19	20	21	22	23	24	25	26	27	28	29	30	31	32
Grid	23	57	79	55	52	29	84	15	74	4	64	53	99	40	48	75	76	27	9	61	21	43	2	90	44	65	28	70	5	33	71	51

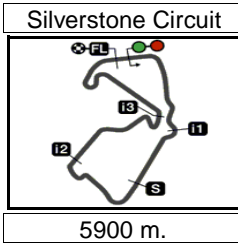
1	57	79	23	4	55	74	29	52	64	84	53	99	15	61	40	48	9	76	2	75	65	21	27	28	90	44	70	71	5	33	51	43
2	57	23	79	4	55	74	52	29	64	53	99	15	84	40	61	48	9	2	76	75	65	21	27	90	28	44	71	70	5	33	51	
3	57	23	79	4	74	55	52	29	64	15	53	84	99	61	40	48	9	2	76	75	27	21	28	65	90	44	71	70	5	33	51	
4	57	23	79	4	74	55	29	64	52	15	53	84	99	61	40	48	9	2	76	75	21	90	27	28	65	71	44	70	5	33	51	
5	57	23	79	74	4	55	52	64	29	53	15	84	99	40	61	48	2	75	90	27	76	28	21	65	71	44	70	5	33	51		
6	57	23	79	74	55	53	52	64	29	15	84	40	99	61	48	2	28	90	27	76	65	21	44	71	70	75	5	33	51			
7	57	23	79	74	55	64	53	15	40	29	52	61	84	99	48	90	28	2	76	27	21	65	44	71	70	5	33	51				
8	57	79	23	74	55	64	15	40	84	29	52	99	61	48	90	2	28	76	21	27	65	44	71	70	5	33	51					
9	57	23	79	74	55	64	15	84	29	40	52	61	99	48	90	2	28	65	21	27	76	71	44	70	5	33	51					
10	57	23	79	74	55	64	29	84	40	15	99	61	52	48	65	27	28	2	90	21	76	71	44	70	5	33	51					
L a p s	11	57	23	79	74	55	64	29	15	40	84	99	48	61	52	65	28	2	90	21	76	71	44	70	5	33	51					

Winner Lapped rider

DORNA DATA PROCESSING TIMING SERVICE DORNA DATA PROCESSING TIMING SERVICE DORNA DATA PROCESSING TIMING SERVICE DORNA DATA PROCESSING TIMING SERVICE DORNA DATA PROCESSING TIMING SERVICE DORNA DATA PROCESSING TIMING SERVICE DORNA DATA PROCESSING TIMING SERVICE DORNA DATA PROCESSING TIMING SERVICE DORNA DATA PROCESSING TIMING SERVICE DORNA DATA PROCCESSS



Silverstone, Sunday, August 07, 2022



MotoGP British Grand Prix
Race Nr. 2

Chronological Analysis of Performances

25

* Lap / Sector time cancelled **T1** Time from finish line to 1st intermediate **T3** Time from 2nd intermed. to 3rd intermed.
P Crossing the finish line in pit lane **T2** Time from 1st intermed. to 2nd intermed. **T4** Time from 3rd intermediate to finish line

Lap	Lap Time	T1	T2	T3	T4	Speed	Lap	Lap Time	T1	T2	T3	T4	Speed
1st 57 Johnny GARNESS MLav Visiontrack Aca GBR							3	2'19.493	27.512	45.134	30.927	35.920	202.6
							4	2'20.463	27.500	45.245	31.154	36.564	201.4
1	2'22.531	29.667	45.251	31.420	36.193	199.2	5	2'20.826	27.831	45.256	31.320	36.419	205.7
2	2'20.578	27.326	45.085	31.692	36.475	201.8	6	2'21.628	28.086	45.480	31.534	36.528	204.1
3	2'19.533	27.476	45.011	31.085	35.961	205.3	7	2'21.307	27.438	45.635	31.368	36.866	201.4
4	2'18.816	27.372	44.608	30.979	35.857	206.1	8	2'21.391	27.774	45.682	31.265	36.670	200.0
5	2'19.295	27.181	45.055	31.114	35.945	204.9	9	2'21.585	27.763	45.843	31.377	36.602	196.7
6	2'19.737 *	27.518	45.057*	31.250*	35.912	205.7	10	2'21.595	27.775	45.789	31.383	36.648	196.7
7	2'19.817	27.373	45.095	31.212	36.137	207.2	11	2'21.719	27.790	45.997	31.288	36.644	196.0
8	2'19.867	27.261	45.129	31.350	36.127	206.8	5th 55 Harrison DESOY Microlise Cresswell R GBR						
9	2'20.449	27.534	45.493	31.177	36.245	203.3	1	2'24.051	30.057	46.042	31.574	36.378	199.2
10	2'20.671	27.548	45.601	31.257	36.265	203.3	2	2'20.948	27.833	45.650	31.397	36.068	206.5
11	2'20.332	27.686	45.309	31.229	36.108	204.9	3	2'20.601	27.669	45.326	31.320	36.286	206.8
2nd 23 Rhys STEPHENSON Rocket Racing GBR							4	2'20.543	27.649	45.373	31.379	36.142	204.9
1	2'22.787	29.790	45.350	31.443	36.204	203.0	5	2'20.780	27.784	45.386	31.415	36.195	205.3
2	2'20.428	27.532	44.941	31.304	36.651	201.8	6	2'21.511 *	28.019	45.618	31.525	36.349*	205.3
3	2'19.973	27.513	44.944	31.306	36.210	203.3	7	2'21.720	27.542	46.168	31.688	36.322	205.7
4	2'19.946	27.901	44.654	31.001	36.390	212.5	8	2'21.697	27.626	46.056	31.550	36.465	203.0
5	2'20.285	27.660	45.061	31.106	36.458	201.8	9	2'21.979	27.747	46.149	31.472	36.611	199.6
6	2'20.567	27.536	45.211	31.273	36.547	201.1	10	2'22.466	27.900	46.371	31.588	36.607	199.2
7	2'20.168	27.280	45.049	31.054	36.785	204.9	11	2'22.553	27.915	46.395	31.637	36.606	199.6
8	2'20.967 *	27.363	45.640	31.314	36.650*	202.2	6th 64 Clayton EDMUNDS MJL Racing GBR						
9	2'20.827	27.500	45.400	31.183	36.744	205.7	1	2'25.260	31.140	46.151	32.014	35.955	206.5
10	2'21.457 *	27.792	45.738*	31.185	36.742	194.5	2	2'21.282	27.808	45.801	31.704	35.969	209.7
11	2'20.839	27.546	45.440	31.132	36.721	196.7	3	2'21.642	27.784	45.665	31.773	36.420	208.8
3rd 79 Harley MCCABE MLav Visiontrack Aca GBR							4	2'21.872	27.846	45.827	31.684	36.515	210.1
1	2'22.684	29.938	45.541	31.270	35.935	203.3	5	2'22.075	27.842	46.072	31.801	36.360	208.4
2	2'20.563	27.477	44.997	31.614	36.475	203.3	6	2'22.550	27.986	46.500	32.167	35.897	210.9
3	2'20.042	27.755	45.170	31.188	35.929	206.1	7	2'21.883	28.097	45.795	31.544	36.447	210.5
4	2'20.422	27.571	45.371	31.383	36.097	205.3	8	2'21.567	27.585	45.711	31.680	36.591	204.1
5	2'19.974	27.628	45.095	31.259	35.992	206.5	9	2'21.678	27.699	45.786	31.542	36.651	202.6
6	2'20.684	27.521	45.320	31.593	36.250	198.1	10	2'22.037	27.706	45.900	31.818	36.613	202.2
7	2'20.138	27.403	45.258	31.305	36.172	205.7	11	2'22.175	28.002	46.148	31.572	36.453	201.8
8	2'20.409	27.321	45.226	31.571	36.291	205.7	7th 29 Lucas BROWN Amphibian Scaffolding GBR						
9	2'21.291	27.516	45.819	31.648	36.308	201.8	1	2'24.820	30.902	45.778	31.555	36.585	201.8
10	2'22.146	27.840	45.926	31.554	36.826	197.0	2	2'21.628	27.749	45.731	31.662	36.486	201.4
11	2'22.569	27.906	46.255	31.895	36.513	201.8	3	2'21.675	27.605	45.761	31.794	36.515	205.3
4th 74 Carter BROWN MLav Visiontrack Aca GBR							4	2'21.915	27.661	45.888	31.472	36.894	203.7
1	2'24.760	31.350	45.745	31.459	36.206	206.8	5	2'22.250	28.166	45.961	31.804	36.319	204.5
2	2'21.125	27.931	45.849	31.116	36.229	201.4	6	2'22.901	28.159	46.270	31.950	36.522	203.7

Fastest Lap: Johnny GARNESS MLav Visiontrack Aca GBR **2'18.816** 27.372 44.608 30.979 35.857

DORNA DATA PROCESSING TIMING SERVICE DORNA DATA PROCESSING TIMING SERVICE DORNA DATA PROCESSING TIMING SERVICE DORNA DATA PROCESSING TIMING SERVICE DORNA DATA PROCESSING TIMING SERVICE DORNA DATA PROCESSING TIMING SERVICE DORNA DATA PROCESSING TIMING SERVICE DORNA DATA PROCCESSS



Race Nr. 2

BTC

Lap	Lap Time	T1	T2	T3	T4	Speed	Lap	Lap Time	T1	T2	T3	T4	Speed
7	2'22.450	27.749	46.470	31.888	36.343	201.8	7	2'22.480	27.714	46.160	32.021	36.585	210.9
8	2'21.880	27.822	45.808	31.656	36.594	201.1	8	2'21.435	27.797	45.771	31.764	36.103	206.1
9	2'21.472	27.627	45.733	31.741	36.371	203.0	9	2'22.444	27.831	46.441	31.695	36.477	204.5
10	2'21.751	27.691	45.722	31.534	36.804	204.1	10	2'22.601	27.816	46.199	31.961	36.625	203.7
11	2'21.528	27.673	45.891	31.433	36.531	201.4	11	2'23.368	27.904	46.972	31.955	36.537	201.4

8th **15** **Harrison CROSBY** Banks Racing GBR **12th** **48** **Ollie WALKER** SP125 GBR

1	2'26.614	31.736	46.637	31.878	36.363	204.9	1	2'27.586	31.926	47.007	32.174	36.479	202.6
2	2'21.640	27.913	45.758	31.961	36.008	208.0	2	2'21.914	28.026	45.831	31.747	36.310	210.1
3	2'21.490	27.705	45.786	31.568	36.431	208.8	3	2'22.130	27.959	45.797	32.022	36.352	211.3
4	2'21.530	27.826	45.803	31.460	36.441	205.7	4	2'21.425	27.819	45.663	31.698	36.245	206.1
5	2'21.252	27.908	45.521	31.639	36.184	212.1	5	2'21.639 *	27.678	45.711 *	31.927 *	36.323	204.1
6	2'22.868	28.253	46.074	32.190	36.351	208.8	6	2'21.659	27.747	45.877	31.882	36.153	213.4
7	2'21.860	28.010	45.923	31.606	36.321	212.5	7	2'22.264	27.790	45.913	31.968	36.593	212.1
8	2'21.584	27.624	45.940	31.540	36.480	201.8	8	2'21.740	27.893	45.985	31.638	36.224	210.1
9	2'21.806	27.594	46.060	31.531	36.621	198.8	9	2'22.128	27.901	46.008	31.896	36.323	211.7
10	2'22.576 *	27.741	45.927	32.052	36.856 *	199.2	10	2'22.935	27.791	46.352	32.373	36.419	206.5
11	2'21.393	27.766	45.814	31.587	36.226	206.5	11	2'23.158	27.982	46.188	32.100	36.888	210.1

9th **40** **Julian CORREA** Microlise Cresswell R USA **13th** **61** **Harrison MACKAY** Wilson Racing/Super GBR

1	2'27.531	32.037	46.284	32.373	36.837	210.5	1	2'27.292	32.136	46.918	31.780	36.458	210.1
2	2'21.813	27.841	45.795	31.747	36.430	211.3	2	2'22.105	27.921	46.067	31.768	36.349	208.4
3	2'22.267 *	27.893	46.251 *	31.676 *	36.447	214.2	3	2'21.650	27.675	46.038	31.660	36.277	208.0
4	2'21.431	27.620	45.763	31.597	36.451	206.8	4	2'21.423	27.725	45.709	31.547	36.442	210.5
5	2'21.377	27.547	45.747	31.606	36.477	205.3	5	2'22.111	27.711	45.891	31.741	36.768	206.8
6	2'21.366	27.615	45.788	31.780	36.183	205.3	6	2'21.579	27.692	45.983	31.684	36.220	213.0
7	2'21.573	27.413	45.998	31.862	36.300	208.0	7	2'21.990	27.813	45.732	31.956	36.489	216.4
8	2'21.767	27.649	46.069	31.594	36.455	201.4	8	2'22.145	28.241	45.926	31.661	36.317	205.7
9	2'22.000	27.462	46.134	31.769	36.635	204.1	9	2'21.598	27.844	45.872	31.614	36.268	210.5
10	2'21.930	27.693	45.991	31.660	36.586	208.0	10	2'23.395	27.837	46.541	32.412	36.605	202.6
11	2'21.618	27.665	45.964	31.588	36.401	205.3	11	2'23.349	28.001	46.080	32.192	37.076	204.9

10th **84** **Matthew RUISBROE** Microlise Cresswell R GBR **14th** **52** **Evan BELFORD** City Lifting by RS Raci GBR

1	2'25.946	31.007	46.062	32.122	36.755	208.8	1	2'24.917	30.623	45.937	31.797	36.560	207.6
2	2'22.457	27.952	46.326	32.110	36.069	203.3	2	2'21.398	27.957	45.773	31.560	36.108	205.7
3	2'21.750	27.774	45.770	31.926	36.280	209.3	3	2'21.586	27.544	45.836	31.731	36.475	206.5
4	2'21.229	27.767	45.654	31.645	36.163	207.6	4	2'22.231	27.694	46.006	31.727	36.804	205.7
5	2'21.836	27.570	46.042	31.823	36.401	206.8	5	2'21.903	27.968	45.805	31.664	36.466	208.0
6	2'22.220	27.694	46.231	31.975	36.320	210.5	6	2'22.482	27.904	46.236	31.738	36.604	203.7
7	2'22.839	27.599	46.498	32.020	36.722	205.3	7	2'23.354	28.150	46.374	32.489	36.341	204.9
8	2'21.112	27.776	45.540	31.378	36.418	208.0	8	2'21.940	27.935	45.718	31.978	36.309	209.3
9	2'21.361	27.595	45.818	31.542	36.406	204.9	9	2'21.909 *	28.109	45.946 *	31.613	36.241	208.0
10	2'22.028	27.809	45.932	31.762	36.525	199.6	10	2'23.651 *	28.276	46.522 *	32.381 *	36.472	210.1
11	2'21.927	27.805	45.930	31.625	36.567	202.2	11	2'23.286	27.723	46.385	32.030	37.148	202.6

11th **99** **Peter WILLIS** MLaV Visiontrack Aca GBR **15th** **65** **Alexander ROWAN** Mortimer Racing/Victo GBR

1	2'26.466	31.550	46.165	32.297	36.454	206.1	1	2'29.563	32.953	47.003	32.618	36.989	210.1
2	2'21.686	27.906	45.774	31.845	36.161	210.1	2	2'23.599	28.077	46.529	32.182	36.811	205.3
3	2'22.264	28.212	45.870	31.927	36.255	209.3	3	2'25.302 *	28.548	46.321 *	33.416 *	37.017	207.6
4	2'21.257	27.817	45.511	31.654	36.275	206.8	4	2'24.128	28.408	46.541	32.101	37.078	201.4
5	2'21.751	27.859	45.789	31.806	36.297	208.4	5	2'23.631	28.188	46.528	32.094	36.821	200.7
6	2'22.564	27.739	46.165	32.001	36.659	209.7	6	2'25.236	28.436	46.857	32.708	37.235	208.8

Fastest Lap: Johnny GARNESSE MLaV Visiontrack Aca GBR 2'18.816 27.372 44.608 30.979 35.857

DORNA DATA PROCESSING TIMING SERVICE DORNA DATA PROCESSING TIMING SERVICE DORNA DATA PROCESSING TIMING SERVICE DORNA DATA PROCESSING TIMING SERVICE DORNA DATA PROCESSING TIMING SERVICE DORNA DATA PROCESSING TIMING SERVICE DORNA DATA PROCESSES



Race Nr. 2

BTC

Lap	Lap Time	T1	T2	T3	T4	Speed	Lap	Lap Time	T1	T2	T3	T4	Speed
7	2'25.232	28.785	46.732	32.281	37.434	198.5	7	2'30.819	29.550	48.690	33.956	38.623	195.2
8	2'26.330	29.000	47.034	32.434	37.862	194.2	8	2'31.217	29.799	48.949	33.842	38.627	192.1
9	2'26.169	28.952	47.315	32.361	37.541	194.9	9	2'31.370	29.698	49.076	33.831	38.765	193.8
10	2'25.914	28.503	46.969	32.642	37.800	194.5	10	2'31.235	29.548	48.840	34.082	38.765	194.5
11	2'24.775	28.629	46.680	32.290	37.176	199.2	11	2'31.930	29.837	49.117	34.115	38.861	194.2

24th **70** Oilly HORNER Mortimer Racing/Victo GBR

1	2'32.014	34.288	47.696	32.722	37.308	198.1
2	2'25.746	29.182	46.849	32.600	37.115	203.3
3	2'25.122	28.891	46.727	32.507	36.997	202.2
4	2'24.818	28.705	46.743	32.391	36.979	198.8
5	2'25.189	28.712	46.809	32.317	37.351	201.1
6	2'26.189	28.853	47.619	32.420	37.297	198.8
7	2'24.646	28.531	46.705	32.291	37.119	198.5
8	2'25.194	28.603	47.088	32.394	37.109	198.1
9	2'25.782	28.689	47.484	32.646	36.963	195.2
10	2'24.926	28.574	46.936	32.239	37.177	194.9
11	2'24.602	28.694	46.795	32.241	36.872	199.6

28th **53** Kiyano VEIJER Microlise Cresswell R NED

1	2'26.069	31.828	46.063	31.836	36.342	209.3
2	2'21.839	28.094	45.696	31.858	36.191	209.3
3	2'22.129	27.885	46.107	32.078	36.059	205.3
4	2'21.310	27.721	45.568	31.636	36.385	207.6
5	2'20.970	27.931	45.629	31.504	35.906	213.8
6	2'22.200	28.296	45.929	31.808	36.167	209.3
7	2'22.531	27.912	46.477	31.753	36.389	202.6
unfinished		28.561				

29th **4** Sullivan MOUNSEY Wilson Racing/J&S Ac GBR

1	2'23.880	30.381	45.857	31.577	36.065	201.4
2	2'20.810	27.875	45.567	31.221	36.147	201.4
3	2'20.335	27.836	45.234	31.224	36.041	202.6
4	2'20.755	27.770	45.430	31.328	36.227	203.7
5	2'20.985	27.729	45.529	31.491	36.236	201.1
unfinished		27.854				201.8

25th **5** Mason JOHNSON Team 151s-Lextek GBR

1	2'32.664	33.917	47.955	33.327	37.465	201.8
2	2'26.489	28.750	47.410	32.702	37.627	200.7
3	2'27.429	28.978	47.510	32.918	38.023	198.5
4	2'27.169	28.957	47.566	32.865	37.781	196.0
5	2'27.012	28.947	47.483	32.622	37.960	196.3
6	2'28.194	29.071	47.799	33.234	38.090	194.9
7	2'27.227	28.859	47.622	32.874	37.872	197.0
8	2'28.093	28.975	48.015	32.909	38.194	193.8
9	2'27.917	28.997	48.006	32.939	37.975	192.1
10	2'27.829	29.027	47.993	32.955	37.854	194.9
11	2'28.422	28.993	48.062	33.053	38.314	192.1

30th **9** Bailey STUART-CA Team 151s-Lextek GBR

1	2'28.457	32.498	46.778	32.398	36.783	209.7
2	2'22.535	27.971	46.374	31.536	36.654	204.5
3	2'22.646	27.976	46.323	31.742	36.605	205.7
4	2'23.132	28.068	46.354	31.881	36.829	203.0
unfinished		28.064	46.310	31.820		201.4

26th **33** Elijah BANISH ThorneyCroft56 Racin USA

1	2'33.621	34.560	48.147	33.049	37.865	202.6
2	2'28.115	29.016	47.921	33.067	38.111	198.1
3	2'28.160	29.128	47.902	32.984	38.146	197.0
4	2'28.047	29.115	47.906	32.988	38.038	196.3
5	2'28.298	28.920	47.900	33.092	38.386	197.0
6	2'29.491	28.874	48.537	33.561	38.519	196.7
7	2'29.321	29.222	48.193	33.550	38.356	196.3
8	2'30.508	29.460	48.767	33.679	38.602	193.8
9	2'30.207 *	29.320	48.631*	33.769*	38.487	193.8
10	2'30.440	29.190	48.877	33.725	38.648	195.2
11	2'30.687	29.281	48.938	33.623	38.845	192.5

31st **43** Ryan HITCHCOCK City Lifting by RS Raci GBR

1	3'14.025 P	42.008	58.398*	38.134	55.485	156.0
---	------------	--------	---------	--------	--------	-------

32nd **75** Filip SUROWIAK MJL Racing POL

1	2'29.059	32.378	47.401	32.334	36.946	207.2
2	2'23.884	28.236	46.575	32.236	36.837	205.7
3	2'24.384	28.591	46.289	32.494	37.010	205.7
4	2'23.400	28.455	46.451	31.930	36.564	201.8
5	2'23.963	28.253	46.480	31.991	37.239	206.8
6	2'43.165 P	28.822	46.470	38.844	49.029	200.7

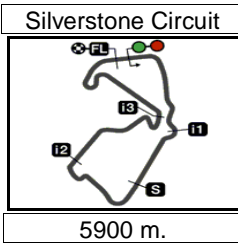
27th **51** Holly HARRIS FHO Racing GBR

1	2'36.077	35.319	48.471	33.839	38.448	203.0
2	2'31.733	29.879	48.781	34.088	38.985	197.4
3	2'31.938	30.201	49.020	34.024	38.693	197.0
4	2'31.473	29.986	48.792	34.063	38.632	196.7
5	2'31.464	30.032	48.820	34.037	38.575	195.6
6	2'31.114	29.836	48.796	33.850	38.632	197.4

Fastest Lap: Johnny GARNESS MLav Visiontrack Aca GBR 2'18.816 27.372 44.608 30.979 35.857

DORNA DATA PROCESSING TIMING SERVICE DORNA DATA PROCESSING TIMING SERVICE DORNA DATA PROCESSING TIMING SERVICE DORNA DATA PROCESSING TIMING SERVICE DORNA DATA PROCESSING TIMING SERVICE DORNA DATA PROCESSING TIMING SERVICE DORNA DATA PROCESSING TIMING SERVICE DORNA DATA PROCCESSS





MotoGP British Grand Prix

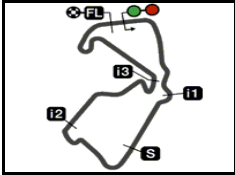
Official Starting Grid

Race : 11 laps = 64.9 km



1	1 2'19.831 23 Rhys STEPHENSON Honda	2 2'19.908 57 Johnny GARNES Honda	3 2'20.349 79 Harley MCCABE Honda
2	4 2'20.727 55 Harrison DESSOY Honda	5 2'20.841 52 Evan BELFORD Honda	6 2'20.938 29 Lucas BROWN Honda
3	7 2'21.030 84 Matthew RUISBROEK Honda	8 2'21.133 15 Harrison CROSBY Honda	9 2'21.141 74 Carter BROWN Honda
4	10 2'21.294 4 Sullivan MOUNSEY Honda	11 2'21.307 64 Clayton EDMUNDS Honda	12 2'22.743 53 Kiyano VEIJER Honda
5	13 2'22.788 99 Peter WILLIS Honda	14 2'22.809 40 Julian CORREA Honda	15 2'22.850 48 Ollie WALKER Honda
6	16 2'22.970 75 Filip SUROWIAK Honda	17 2'23.318 76 Charlie HUNTINGFORD Honda	18 2'23.370 27 Ted WILKINSON Honda
7	19 9 Bailey STUART-CAMPBELL Honda	20 2'23.422 61 Harrison MACKAY Honda	21 2'23.731 21 Troy JEFFREY Honda
8	22 43 Ryan HITCHCOCK Honda	23 2'23.737 2 Josh BANNISTER Honda	24 2'24.186 90 Calvin KELLY Honda

The results are provisional until the end of the limit for protest and appeals and until the ratification of the Event Management Committee.
Time limit for protest expires 60' at the latest after publication of the results - Time:
DORNA DATA PROCESSING TIMING SERVICE DORNA DATA PROCESSING TIMING SERVICE DORNA DATA PROCESSING TIMING SERVICE DORNA DATA PROCESSING TIMING SERVICE DORNA DATA PROCESSING TIMING SERVICE DORNA DATA PROCESSING TIMING SERVICE DORNA DATA PROCESSING TIMING SERVICE DORNA DATA PROCESSING TIMING SERVICE DORNA DATA PROCESSING TIMING SERVICE DORNA DATA PROCESSING TIMING SERVICE DORNA DATA PROCESSING



5900 m.

MotoGP British Grand Prix Official Starting Grid

Race : 11 laps = 64.9 km

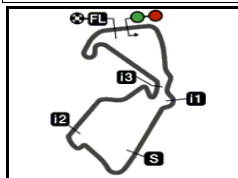
9	25 2'24.251 44 Lucas HILL Honda	26 2'24.747 65 Alexander ROWAN Honda	27 2'24.795 28 Alfie DAVIDSON Honda
10	28 2'25.692 70 Oily HORNER Honda	29 2'25.695 5 Mason JOHNSON Honda	30 2'25.879 33 Elijah BANISH Honda
11	31 2'26.917 71 Daniel GOODMAN Honda	32 2'30.575 51 Holly HARRIS Honda	

The results are provisional until the end of the limit for protest and appeals and until the ratification of the Event Management Committee.

Time limit for protest expires 60' at the latest after publication of the results - Time:

DORNA DATA PROCESSING TIMING SERVICE DORNA DATA PROCESSING TIMING SERVICE DORNA DATA PROCESSING TIMING SERVICE DORNA DATA PROCESSING TIMING SERVICE DORNA DATA PROCESSING TIMING SERVICE DORNA DATA
PROCESSING TIMING SERVICE DORNA DATA PROCESSING TIMING SERVICE DORNA DATA PROCESSING TIMING SERVICE DORNA DATA PROCCCESSS





5900 m.

MotoGP British Grand Prix**Race Nr. 2****Top Speed & Average**

<i>Rider</i>	<i>Nation</i>	<i>Motorcycle</i>	<i>Top 5 speeds</i>					<i>Average</i>	<i>Top</i>
61 Harrison MACKAY	GBR	HONDA	216.4	213.0	210.5	210.5	210.1	212.1	216.4
40 Julian CORREA	USA	HONDA	214.2	211.3	210.5	208.0	208.0	210.4	214.2
53 Kiyano VEIJER	NED	HONDA	213.8	209.3	209.3	209.3	207.6	209.9	213.8
48 Ollie WALKER	GBR	HONDA	213.4	212.1	211.7	211.3	210.1	211.3	213.4
15 Harrison CROSSBY	GBR	HONDA	212.5	212.1	208.8	208.8	208.0	210.0	212.5
23 Rhys STEPHENSON	GBR	HONDA	212.5	205.7	204.9	203.3	203.0	205.9	212.5
64 Clayton EDMUNDS	GBR	HONDA	210.9	210.5	210.1	209.7	208.8	210.0	210.9
99 Peter WILLIS	GBR	HONDA	210.9	210.1	209.7	209.3	208.4	209.7	210.9
84 Matthew RUISBROEK	GBR	HONDA	210.5	209.3	208.8	208.0	207.6	208.8	210.5
90 Calvin KELLY	GBR	HONDA	210.5	209.3	209.3	206.5	204.9	208.1	210.5
52 Evan BELFORD	GBR	HONDA	210.1	209.3	208.0	208.0	207.6	208.6	210.1
65 Alexander ROWAN	GBR	HONDA	210.1	208.8	207.6	205.3	202.2	206.0	210.1
9 Bailey STUART-CAMPBELL	GBR	HONDA	209.7	205.7	204.5	203.0	201.4	204.9	209.7
28 Alfie DAVIDSON	GBR	HONDA	209.3	208.0	206.8	204.5	203.3	206.4	209.3
76 Charlie HUNTINGFORD	GBR	HONDA	209.3	208.8	206.8	204.1	203.0	206.4	209.3
27 Ted WILKINSON	GBR	HONDA	208.4	206.8	206.1	206.1	206.1	206.7	208.4
57 Johnny GARNES	GBR	HONDA	207.2	206.8	206.1	205.7	205.3	206.2	207.2
75 Filip SUROWIAK	POL	HONDA	207.2	206.8	205.7	205.7	201.8	205.4	207.2
55 Harrison DESOY	GBR	HONDA	206.8	206.5	205.7	205.3	205.3	205.9	206.8
74 Carter BROWN	GBR	HONDA	206.8	205.7	204.1	202.6	201.4	203.3	206.8
79 Harley MCCABE	GBR	HONDA	206.5	206.1	205.7	205.7	205.3	205.9	206.5
21 Troy JEFFREY	GBR	HONDA	206.1	205.3	204.9	204.1	203.3	204.7	206.1
29 Lucas BROWN	GBR	HONDA	205.3	204.5	204.1	203.7	203.7	204.3	205.3
4 Sullivan MOUNSEY	GBR	HONDA	203.7	202.6	201.8	201.4	201.4	202.2	203.7
70 Oilly HORNER	GBR	HONDA	203.3	202.2	201.1	199.6	198.8	200.6	203.3
51 Holly HARRIS	GBR	HONDA	203.0	197.4	197.4	197.0	196.7	198.3	203.0
71 Daniel GOODMAN	GBR	HONDA	203.0	200.3	200.0	200.0	199.2	200.5	203.0
2 Josh BANNISTER	GBR	HONDA	202.6	200.7	200.3	195.6	195.6	199.0	202.6
33 Elijah BANISH	USA	HONDA	202.6	198.1	197.0	197.0	196.7	198.3	202.6
5 Mason JOHNSON	GBR	HONDA	201.8	200.7	198.5	197.0	196.3	198.9	201.8
44 Lucas HILL	GBR	HONDA	201.8	201.4	200.0	199.6	199.2	200.4	201.8
43 Ryan HITCHCOCK	GBR	HONDA	156.0					156.0	156.0

