



NORTHERN TALENT CUP

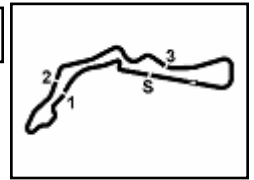
Prosecco DOC Czech Round, 29-31 July 2022

Results Race 2

Laps 14 = 58,968 Km - Time of Race 25'07.506 - Avg. 140,819 km/h



5.1



Autodrom Most 4.212 m

1 / 2

Pos	Grid	No.	Rider	Nat	Team	Bike	LL	Gap	Rel.	Fastest Lap	Speed	Qualifying	Speed
1	8	28	K. FARKAS	HUN	Agria Racing Team	KTM	14			1'46.752	194,4		208,6
2	5	92	R. MOOR	HUN	FAIRIUM Next Generation Riders	KTM	14	8.504	8.504	1'46.530	201,3		198,7
3	10	77	L. VENEMAN	NED	TeamNL Open Line	KTM	14	8.515	0.011	1'47.072	200,1		202,8
4	6	12	M. VINCZE	HUN	Chrobak Motorsport Egyesulet	KTM	14	8.544	0.029	1'46.644	205,0		202,0
5	7	20	D. SCHNEIDER	GER	Goblin Racing	KTM	14	8.568	0.024	1'47.314	200,9		200,5
6	14	48	L. PHOMMARA	SUI	Team Phommara	KTM	14	8.641	0.073	1'46.866	201,6		202,0
7	2	36	J. VAN CRUGTEN	NED	BB64 Accademy	KTM	14	8.709	0.068	1'47.340	199,4		202,8
8	9	7	R. SESSLER	GER	MCA Racing	KTM	14	8.918	0.209	1'46.848	199,8		199,1
9	11	44	T. VARGA	HUN	Forty Racing	KTM	14	9.045	0.127	1'46.900	200,1		201,6
10	1	95	M. SCHMID	SUI	Team Schmid	KTM	14	9.080	0.035	1'46.955	203,9		197,6
11	12	15	J. COENEN	GER	Helena und Julius Racing Team	KTM	14	9.198	0.118	1'47.034	201,6		203,9
12	4	29	F. NOVOTNY	CZE	Brno Circuit JRT	KTM	14	21.780	12.582	1'47.535	200,5		206,6
13	13	33	D. SIDOROV	UKR	SP-Moto Junior Team Ukraine	KTM	14	33.957	12.177	1'49.119	193,1		200,9
14	15	18	N. CUYPERS	BEL	Junior Black Knights	KTM	14	33.988	0.031	1'48.774	194,4		205,4
15	19	16	M. PROKES	CZE	Brno Circuit JRT	KTM	14	34.061	0.073	1'48.633	195,1		196,9
16	18	3	L. GOTTLICHER	GER	JRP Junior Academy Team	KTM	14	34.124	0.063	1'48.367	197,3		202,8
17	17	57	K. HOLZER	AUT	HK Racing	KTM	14	34.206	0.082	1'48.743	196,5		203,5
18	21	21	L. LORINC	HUN	BRR Team	KTM	14	34.921	0.715	1'48.624	195,8		199,8
19	16	41	L. DEKKERS	BEL	Junior Black Knights	KTM	14	48.796	13.875	1'49.914	194,8		196,5
20	22	53	L. PHOMMARA	SUI	Team Phommara	KTM	14	51.811	3.015	1'49.976	197,6		203,5
21	20	31	D. GREVEN	NED	KNMV/DG Motorsport by MIJN VERANDA.NU	KTM	14	1'17.094	25.283	1'50.322	194,1		200,5
-----Not Classified-----													
RET	3	10	V. HERRLICH	GER	Busch Und Wagner Racing Team	KTM	5	9 Laps		1'47.362	191,4		199,4

AIR	Humidity:	41%	Temp:	26°C
TRACK	Condition:	Dry	Temp:	37°C

Race Fastest Lap	[New Record]	Lap 8	R.Moor	1'46.530	142,337 Km/h
------------------	--------------	-------	--------	----------	--------------

31/07/2022 Start 16:25 End 16:52 The results are provisional until the end of the time limit for protests and appeals and the completion of the technical checks.

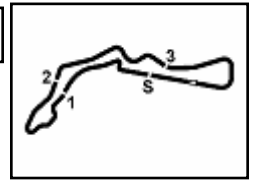
These data/results cannot be reproduced, stored and/or transmitted in whole or in part by any manner of electronic, mechanical, photocopying, recording, broadcasting or otherwise now known or herein after developed without the previous express consent by the copyright owner, except for reproduction in daily press and regular printed publications on sale to the public within 60 days of the event related to those data/results and always provided that copyright symbol appears together as follows below.

© DORNA WSBK ORGANIZATION Srl 2022



FICR PERUGIA TIMING





Race Highlights

Time	No. Rider	Description
16.23.04		Warm-up Lap Start
16.25.50		Start
16.26.43		No Jump Start
16.31.23	92 R. MOOR	Double Long Lap Penalty - Work on bike after 3 minutes board
16.33.35	92 R. MOOR	1xLLP Completed
16.36.29	10 V. HERRLICH	Crashed - Turn 21
16.37.14	92 R. MOOR	2xLLP Completed
16.38.17	10 V. HERRLICH	Not Actively Competing
16.52.19		End Of Session

31/07/2022 Start End The results are provisional until the end of the time limit for protests and appeals and the completion of the technical checks.

These data/results cannot be reproduced, stored and/or transmitted in whole or in part by any manner of electronic, mechanical, photocopying, recording, broadcasting or otherwise now known or herein after developed without the previous express consent by the copyright owner, except for reproduction in daily press and regular printed publications on sale to the public within 60 days of the event related to those data/results and always provided that copyright symbol appears together as follows below.

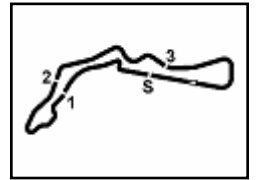
© DORNA WSBK ORGANIZATION Srl 2022



NORTHERN TALENT CUP
Prosecco DOC Czech Round, 29-31 July 2022
Lap Chart Race 2



5.2



Autodrom Most 4.212 m

1 / 4

		Lap													
	1	2	3	4	5	6	7	8	9	10	11	12	13	14	
1	10	92	10	28	28	28	28	28	28	28	28	28	28	28	28
2	95	10	28	92	10	12	36	12	48	48	92	92	92	92	
3	36	36	92	12	20	20	48	48	77	36	44	12	12	77	
4	92	95	12	48	12	48	12	44	12	92	77	77	77	12	
5	20	28	48	10	48	95	20	95	36	77	48	44	44	20	
6	28	20	20	20	36	36	44	77	44	20	12	48	48	48	
7	77	12	36	36	95	92	95	36	15	44	36	20	20	36	
8	29	48	95	77	77	44	77	15	92	15	20	36	7	7	
9	12	77	77	95	44	77	15	7	20	12	7	15	36	44	
10	48	44	44	44	92	15	7	20	95	95	15	95	15	95	
11	7	29	15	15	15	7	92	92	7	7	95	7	95	15	
12	44	7	7	7	7	29	29	29	29	29	29	29	29	29	
13	15	15	29	29	29	33	33	57	33	33	18	57	3	33	
14	18	18	18	33	33	57	57	33	3	18	33	16	57	18	
15	33	33	33	3	57	3	3	3	18	3	3	33	33	16	
16	16	57	3	57	3	18	18	18	57	57	57	3	16	3	
17	57	3	57	18	18	16	16	16	16	16	16	18	18	57	
18	3	16	16	16	16	21	21	21	21	21	21	21	21	21	
19	21	21	21	21	21	41	41	41	41	41	41	41	41	41	
20	31	53	41	41	41	53	53	53	53	53	53	53	53	53	
21	53	41	53	53	53	31	31	31	31	31	31	31	31	31	
22	41	31	31	31	31										

Final Result		
1	28 K. FARKAS	Laps 14
2	92 R. MOOR	8.504
3	77 L. VENEMAN	8.515
4	12 M. VINCZE	8.544
5	20 D. SCHNEIDER	8.568
6	48 L. PHOMMARA	8.641
7	36 J. VAN CRUGTEN	8.709
8	7 R. SESSLER	8.918
9	44 T. VARGA	9.045
10	95 M. SCHMID	9.080
11	15 J. COENEN	9.198
12	29 F. NOVOTNY	21.780
13	33 D. SIDOROV	33.957
14	18 N. CUYPERS	33.988
15	16 M. PROKES	34.061
16	3 L. GOTTLICHER	34.124
17	57 K. HOLZER	34.206
18	21 L. LORINC	34.921
19	41 L. DEKKERS	48.796
20	53 L. PHOMMARA	51.811
21	31 D. GREVEN	1'17.094
RET	10 V. HERRLICH	9 Laps

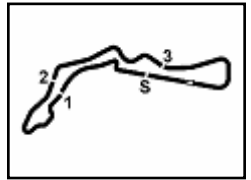
31/07/2022

These data/results cannot be reproduced, stored and/or transmitted in whole or in part by any manner of electronic, mechanical, photocopying, recording, broadcasting or otherwise now known or herein after developed without the previous express consent by the copyright owner, except for reproduction in daily press and regular printed publications on sale to the public within 60 days of the event related to those data/results and always provided that copyright symbol appears together as follows below.

© DORNA WSBK ORGANIZATION Srl 2022

FICR PERUGIA TIMING





Lap 1		
1	10	V.Herrlich 1'52.333
2	95	M.Schmid 0.098
3	36	J.Van Crugten 0.184
4	92	R.Moor 0.318
5	20	D.Schneider 0.482
6	28	K.Farkas 1.234
7	77	L.Veneman 1.352
8	29	F.Novotny 1.407
9	12	M.Vincze 1.472
10	48	L.Phommara 1.622
11	7	R.Sessler 1.942
12	44	T.Varga 2.251
13	15	J.Coenen 2.381
14	18	N.Cuyppers 3.685
15	33	D.Sidorov 4.074
16	16	M.Prokes 4.194
17	57	K.Holzer 4.701
18	3	L.Gottlicher 5.175
19	21	L.Lorinc 5.768
20	31	D.Greven 6.039
21	53	L.Phommara 6.114
22	41	L.Dekkers 6.286

Lap 4		
1	28	K.Farkas 7'14.846
2	92	R.Moor 0.500
3	12	M.Vincze 0.524
4	48	L.Phommara 0.596
5	10	V.Herrlich 0.598
6	20	D.Schneider 0.659
7	36	J.Van Crugten 0.741
8	77	L.Veneman 1.022
9	95	M.Schmid 1.094
10	44	T.Varga 1.133
11	15	J.Coenen 1.697
12	7	R.Sessler 2.582
13	29	F.Novotny 2.654
14	33	D.Sidorov 9.982
15	3	L.Gottlicher 10.103
16	57	K.Holzer 10.377
17	18	N.Cuyppers 11.666
18	16	M.Prokes 11.836
19	21	L.Lorinc 12.512
20	41	L.Dekkers 14.022
21	53	L.Phommara 15.683
22	31	D.Greven 16.650

1	28	K.Farkas 12'36.910
2	36	J.Van Crugten 1.342
3	48	L.Phommara 1.352
4	12	M.Vincze 1.433
5	20	D.Schneider 1.846
6	44	T.Varga 1.886
7	95	M.Schmid 1.988
8	77	L.Veneman 2.167
9	15	J.Coenen 2.479
10	7	R.Sessler 2.538
11	92	R.Moor 3.818
12	29	F.Novotny 6.665
13	33	D.Sidorov 16.532
14	57	K.Holzer 16.693
15	3	L.Gottlicher 16.800
16	18	N.Cuyppers 17.318
17	16	M.Prokes 17.471
18	21	L.Lorinc 17.999
19	41	L.Dekkers 23.594
20	53	L.Phommara 26.296
21	31	D.Greven 34.737

Lap 11		
1	28	K.Farkas 19'44.881
2	92	R.Moor 5.805
3	44	T.Varga 5.864
4	77	L.Veneman 5.898
5	48	L.Phommara 5.908
6	12	M.Vincze 5.990
7	36	J.Van Crugten 6.078
8	20	D.Schneider 6.163
9	7	R.Sessler 6.282
10	15	J.Coenen 6.590
11	95	M.Schmid 6.735
12	29	F.Novotny 15.458
13	18	N.Cuyppers 26.650
14	33	D.Sidorov 26.744
15	3	L.Gottlicher 26.817
16	57	K.Holzer 26.866
17	16	M.Prokes 26.951
18	21	L.Lorinc 27.523
19	41	L.Dekkers 37.786
20	53	L.Phommara 42.438
21	31	D.Greven 1'00.042

Lap 2		
1	92	R.Moor 3'40.040
2	10	V.Herrlich 0.039
3	36	J.Van Crugten 0.066
4	95	M.Schmid 0.162
5	28	K.Farkas 0.334
6	20	D.Schneider 0.377
7	12	M.Vincze 0.409
8	48	L.Phommara 1.070
9	77	L.Veneman 1.097
10	44	T.Varga 1.444
11	29	F.Novotny 1.491
12	7	R.Sessler 2.071
13	15	J.Coenen 2.297
14	18	N.Cuyppers 5.444
15	33	D.Sidorov 5.486
16	57	K.Holzer 5.737
17	3	L.Gottlicher 5.835
18	16	M.Prokes 5.860
19	21	L.Lorinc 6.723
20	53	L.Phommara 8.383
21	41	L.Dekkers 8.493
22	31	D.Greven 8.654

Lap 5		
1	28	K.Farkas 9'02.282
2	10	V.Herrlich 0.524
3	20	D.Schneider 0.537
4	12	M.Vincze 0.602
5	48	L.Phommara 1.023
6	36	J.Van Crugten 1.083
7	95	M.Schmid 1.237
8	77	L.Veneman 2.193
9	44	T.Varga 2.213
10	92	R.Moor 2.379
11	15	J.Coenen 2.687
12	7	R.Sessler 2.918
13	29	F.Novotny 3.455
14	33	D.Sidorov 11.733
15	57	K.Holzer 12.275
16	3	L.Gottlicher 12.383
17	18	N.Cuyppers 13.548
18	16	M.Prokes 13.923
19	21	L.Lorinc 14.287
20	41	L.Dekkers 16.868
21	53	L.Phommara 19.252
22	31	D.Greven 22.302

Lap 8		
1	28	K.Farkas 14'23.662
2	12	M.Vincze 1.974
3	48	L.Phommara 1.979
4	44	T.Varga 2.110
5	95	M.Schmid 2.191
6	77	L.Veneman 2.487
7	36	J.Van Crugten 2.540
8	15	J.Coenen 2.765
9	7	R.Sessler 2.805
10	20	D.Schneider 3.026
11	92	R.Moor 3.596
12	29	F.Novotny 8.592
13	57	K.Holzer 19.115
14	33	D.Sidorov 19.154
15	3	L.Gottlicher 19.300
16	18	N.Cuyppers 19.662
17	16	M.Prokes 20.078
18	21	L.Lorinc 20.469
19	41	L.Dekkers 27.102
20	53	L.Phommara 30.331
21	31	D.Greven 41.388

Lap 12		
1	28	K.Farkas 21'31.792
2	92	R.Moor 6.892
3	12	M.Vincze 6.922
4	77	L.Veneman 6.984
5	44	T.Varga 7.006
6	48	L.Phommara 7.102
7	20	D.Schneider 7.281
8	36	J.Van Crugten 7.481
9	15	J.Coenen 7.640
10	95	M.Schmid 7.760
11	7	R.Sessler 8.576
12	29	F.Novotny 17.930
13	57	K.Holzer 29.579
14	16	M.Prokes 29.642
15	33	D.Sidorov 29.658
16	3	L.Gottlicher 29.792
17	18	N.Cuyppers 29.815
18	21	L.Lorinc 30.517
19	41	L.Dekkers 41.628
20	53	L.Phommara 45.998
21	31	D.Greven 1'06.286

Lap 3		
1	10	V.Herrlich 5'27.605
2	28	K.Farkas 0.085
3	92	R.Moor 0.144
4	12	M.Vincze 0.192
5	48	L.Phommara 0.371
6	20	D.Schneider 0.584
7	36	J.Van Crugten 0.629
8	95	M.Schmid 0.780
9	77	L.Veneman 0.996
10	44	T.Varga 1.288
11	15	J.Coenen 1.814
12	7	R.Sessler 2.249
13	29	F.Novotny 2.360
14	18	N.Cuyppers 7.584
15	33	D.Sidorov 7.612
16	3	L.Gottlicher 7.731
17	57	K.Holzer 7.807
18	16	M.Prokes 7.918
19	21	L.Lorinc 8.207
20	41	L.Dekkers 10.905
21	53	L.Phommara 11.752
22	31	D.Greven 11.914

Lap 6		
1	28	K.Farkas 10'49.844
2	12	M.Vincze 0.796
3	20	D.Schneider 0.984
4	48	L.Phommara 0.990
5	95	M.Schmid 1.000
6	36	J.Van Crugten 1.068
7	92	R.Moor 1.691
8	44	T.Varga 1.703
9	77	L.Veneman 1.770
10	15	J.Coenen 2.159
11	7	R.Sessler 2.204
12	29	F.Novotny 4.871
13	33	D.Sidorov 14.199
14	57	K.Holzer 14.355
15	3	L.Gottlicher 14.468
16	18	N.Cuyppers 15.610
17	16	M.Prokes 15.904
18	21	L.Lorinc 16.441
19	41	L.Dekkers 20.512
20	53	L.Phommara 22.638
21	31	D.Greven 28.603

Lap 9		
1	28	K.Farkas 16'10.806
2	48	L.Phommara 3.211
3	77	L.Veneman 3.218
4	12	M.Vincze 3.223
5	36	J.Van Crugten 3.460
6	44	T.Varga 3.864
7	15	J.Coenen 3.956
8	92	R.Moor 4.075
9	20	D.Schneider 4.136
10	95	M.Schmid 4.217
11	7	R.Sessler 4.272
12	29	F.Novotny 10.487
13	33	D.Sidorov 21.499
14	3	L.Gottlicher 21.648
15	18	N.Cuyppers 21.695
16	57	K.Holzer 21.721
17	16	M.Prokes 21.944
18	21	L.Lorinc 22.373
19	41	L.Dekkers 30.313
20	53	L.Phommara 34.391
21	31	D.Greven 47.430

Lap 13		
1	28	K.Farkas 23'18.902
2	92	R.Moor 8.215
3	12	M.Vincze 8.244
4	77	L.Veneman 8.307
5	44	T.Varga 8.534
6	48	L.Phommara 8.576
7	20	D.Schneider 8.609
8	7	R.Sessler 8.658

Lap 10		
1	28	K.Farkas 17'57.898
2	48	L.Phommara 4.741
3	36	J.Van Crugten 4.755
4	92	R.Moor 4.945

31/07/2022

These data/results cannot be reproduced, stored and/or transmitted in whole or in part by any manner of electronic, mechanical, photocopying, recording, broadcasting or otherwise now known or herein after developed without the previous express consent by the copyright owner, except for reproduction in daily press and regular printed publications on sale to the public within 60 days of the event related to those data/results and always provided that copyright symbol appears together as follows below.

© DORNA WSBK ORGANIZATION Srl 2022

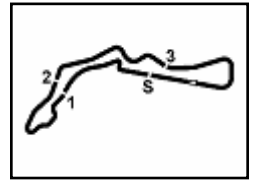


NORTHERN TALENT CUP

Prosecco DOC Czech Round, 29-31 July 2022
Lap Chart Race 2



5.2



Autodrom Most 4.212 m

3 / 4

9	36	J.Van Crugten	8.750
10	15	J.Coenen	8.925
11	95	M.Schmid	9.010
12	29	F.Novotny	20.655
13	3	L.Gottlicher	32.407
14	57	K.Holzer	32.530
15	33	D.Sidorov	32.580
16	16	M.Prokes	32.637
17	18	N.Cuypers	32.911
18	21	L.Lorinc	33.550
19	41	L.Dekkers	46.145
20	53	L.Phommara	49.899
21	31	D.Greven	1'12.960

Lap 14

1	28	K.Farkas	25'07.506
2	92	R.Moor	8.504
3	77	L.Veneman	8.515
4	12	M.Vincze	8.544
5	20	D.Schneider	8.568
6	48	L.Phommara	8.641
7	36	J.Van Crugten	8.709
8	7	R.Sessler	8.918
9	44	T.Varga	9.045
10	95	M.Schmid	9.080
11	15	J.Coenen	9.198
12	29	F.Novotny	21.780
13	33	D.Sidorov	33.957
14	18	N.Cuypers	33.988
15	16	M.Prokes	34.061
16	3	L.Gottlicher	34.124
17	57	K.Holzer	34.206
18	21	L.Lorinc	34.921
19	41	L.Dekkers	48.796
20	53	L.Phommara	51.811
21	31	D.Greven	1'17.094

31/07/2022

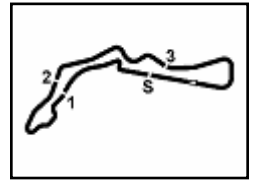
These data/results cannot be reproduced, stored and/or transmitted in whole or in part by any manner of electronic, mechanical, photocopying, recording, broadcasting or otherwise now known or herein after developed without the previous express consent by the copyright owner, except for reproduction in daily press and regular printed publications on sale to the public within 60 days of the event related to those data/results and always provided that copyright symbol appears together as follows below.

© DORNA WSBK ORGANIZATION Srl 2022

FICR PERUGIA TIMING



DORNA



Race Pace Comparison

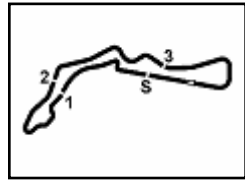
	28 Far	92 Moo	77 Ven	12 Vin	20 Sch	48 PhX	36 Van	7 Ses	44 Var	95 Scm	15 Coe	29 Nov	33 Sid	18 Cuy
1	1'53.567	1'52.651	1'53.685	1'53.805	1'52.815	1'53.955	1'52.517	1'54.275	1'54.584	1'52.431	1'54.714	1'53.740	1'56.407	1'56.018
2	1'46.807	1'47.389	1'47.452	1'46.644	1'47.602	1'47.155	1'47.589	1'47.836	1'46.900	1'47.771	1'47.623	1'47.791	1'49.119	1'49.466
3	1'47.316	1'47.709	1'47.464	1'47.348	1'47.772	1'46.866	1'48.128	1'47.743	1'47.409	1'48.183	1'47.082	1'48.434	1'49.691	1'49.705
4	1'47.156	1'47.597	1'47.267	1'47.573	1'47.316	1'47.466	1'47.353	1'47.574	1'47.086	1'47.555	1'47.124	1'47.535	1'49.611	1'51.323
5	1'47.436	1'49.315	1'48.607	1'47.514	1'47.314	1'47.863	1'47.778	1'47.772	1'48.516	1'47.579	1'48.426	1'48.237	1'49.187	1'49.318
6	1'47.562	1'46.874	1'47.139	1'47.756	1'48.009	1'47.529	1'47.547	1'46.848	1'47.052	1'47.325	1'47.034	1'48.978	1'50.028	1'49.624
7	1'47.066	1'49.193	1'47.463	1'47.703	1'47.928	1'47.428	1'47.340	1'47.400	1'47.249	1'48.054	1'47.386	1'48.860	1'49.399	1'48.774
8	1'46.752	1'46.530	1'47.072	1'47.293	1'47.932	1'47.379	1'47.950	1'47.019	1'46.976	1'46.955	1'47.038	1'48.679	1'49.374	1'49.096
9	1'47.144	1'47.623	1'47.875	1'48.393	1'48.254	1'48.376	1'48.064	1'48.611	1'48.898	1'49.170	1'48.335	1'49.039	1'49.489	1'49.177
10	1'47.092	1'47.962	1'48.947	1'49.371	1'48.105	1'48.622	1'48.387	1'48.448	1'48.494	1'48.408	1'48.590	1'49.127	1'49.486	1'49.385
11	1'46.983	1'47.843	1'47.808	1'47.471	1'47.997	1'48.150	1'48.306	1'47.637	1'47.581	1'48.185	1'48.119	1'49.919	1'49.834	1'49.645
12	1'46.911	1'47.998	1'47.997	1'47.843	1'48.029	1'48.105	1'48.314	1'49.205	1'48.053	1'47.936	1'47.961	1'49.383	1'49.825	1'50.076
13	1'47.110	1'48.433	1'48.433	1'48.432	1'48.438	1'48.584	1'48.379	1'47.192	1'48.638	1'48.360	1'48.395	1'49.835	1'50.032	1'50.206
14	1'48.604	1'48.893	1'48.812	1'48.904	1'48.563	1'48.669	1'48.563	1'48.864	1'49.115	1'48.674	1'48.877	1'49.729	1'49.981	1'49.681

	16 Pro	3 Got	57 Hol	21 Lor	41 Dek	53 PhL	31 Gre	10 Her
1	1'56.527	1'57.508	1'57.034	1'58.101	1'58.619	1'58.447	1'58.372	1'52.333
2	1'49.373	1'48.367	1'48.743	1'48.662	1'49.914	1'49.976	1'50.322	1'47.746
3	1'49.623	1'49.461	1'49.635	1'49.049	1'49.977	1'50.934	1'50.825	1'47.526
4	1'51.159	1'49.613	1'49.811	1'51.546	1'50.358	1'51.172	1'51.977	1'47.839
5	1'49.523	1'49.716	1'49.334	1'49.211	1'50.282	1'51.005	1'53.088	1'47.362
6	1'49.543	1'49.647	1'49.642	1'49.716	1'51.206	1'50.948	1'53.863	
7	1'48.633	1'49.398	1'49.404	1'48.624	1'50.148	1'50.724	1'53.200	
8	1'49.359	1'49.252	1'49.174	1'49.222	1'50.260	1'50.787	1'53.403	
9	1'49.010	1'49.492	1'49.750	1'49.048	1'50.355	1'51.204	1'53.186	
10	1'49.790	1'49.552	1'49.841	1'50.075	1'50.891	1'51.372	1'52.832	
11	1'49.292	1'49.692	1'49.379	1'49.150	1'50.657	1'50.750	1'53.855	
12	1'49.602	1'49.886	1'49.624	1'49.905	1'50.753	1'50.471	1'53.155	
13	1'50.105	1'49.725	1'50.061	1'50.143	1'51.627	1'51.011	1'53.784	
14	1'50.028	1'50.321	1'50.280	1'49.975	1'51.255	1'50.516	1'52.738	

31/07/2022

These data/results cannot be reproduced, stored and/or transmitted in whole or in part by any manner of electronic, mechanical, photocopying, recording, broadcasting or otherwise now known or herein after developed without the previous express consent by the copyright owner, except for reproduction in daily press and regular printed publications on sale to the public within 60 days of the event related to those data/results and always provided that copyright symbol appears together as follows below.

© DORNA WSBK ORGANIZATION Srl 2022



Prosecco DOC Czech Round, 29-31 July 2022

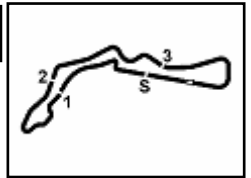
Championship Standings

Rank	Name	Points	Points From First	Points From Previous	May	May	June	June	July	August	September						
					LE MANS	OSCHERSLEBEN	SACHSERING	ASSEN 1	MOST	ASSEN 2	RED BULL RING						
1	MOOR Rossi (HUN)	197			25 16 1 1	16 25 1 1	25 20 1 1	25 1 1	25 20 1 1								
2	FARKAS Kevin (HUN)	166	31		13 25 4 3	11 3 3	20 25 2 2	20 7 2 2	20 25 2 2								
3	SCHNEIDER Dustin (GER)	118	79	48	7 11 9 6	13 16 4 4	16 10 4 3	9 25 3 3	11 3 3								
4	VENEMAN Loris (NED)	110	87	8	20 20 2 2	11 3 2 2	10 6 3 4	11 13 4 4	16 4 4								
5	VINCZE Martin (HUN)	103	94	7	11 7 5 6	9 9 6 6	8 11 6 6	10 16 6 4	9 13 5 5								
6	PHOMMARA Lenox (SUI)	92	105	11	5 11 13	25 5 8	16 10 8	13 13 8 8	10 10 6 6								
7	VAN CRUGTEN Jurrien (NED)	90	107	2	3 8 13 10	7 13 10 7	9 13 7 7	11 10 7 6	7 9 8 7								
8	VARGA Tibor (HUN)	89	108	1	8 9 8 8	11 14	13 5 10 11	16 20 9 9	11 7 6 8								
9	MASILI Matteo (ITA)	74	123	15	16 10 3 4	20 7 5	6 7 5 5	7 8 5 6	9 9								
10	SESSLER Rocco (GER)	64	133	10	6 10 12	10 10 12 10	5 9 9 9	5 3 10 10	8 8 10 10								
11	CUYPERS Noa (BEL)	52	145	12	10 13 6 5	9 11	7 2 10 12	8 6 11 11	4 2 11 11								
12	HOLZER Kilian (AUT)	48	149	4	5 13	20 5 8 8	3 4 8 10	2 4 12 12	5 12 12								
13	HERRLICH Valentino (GER)	39	158	9			11 3 17 16	9 16 17 16	13 13								
14	SCHMID Maxime (SUI)	37	160	2	4 6 12 11	2 7 14 13	4 8 13 13	13 13	15 14								
15	COENEN Julius (GER)	37	160	0	2 16	8 6 15 15	1 15 15	4 5 15 15	6 5 14 14								
16	GOTTLICHER Luca (GER)	31	166	6	9 4 7 9	8 13 12	14 14	6 2 14 14	2 2 15 16								
17	NOVOTNY Filip (CZE)	20	177	11	3 15	3 4 16 16	2 1 16 17	3 16 17	4 17 17								
18	SIDOROV David (UKR)	13	184	7		6 1 16 17	18 18	3 3 19 19	3 3 18 18								
19	OLDFSEN Rio (NED)	9	188	4		5 2 18 17	18 18	1 1 18 18	1 1 19 19								
20	LORINC Laszlo (HUN)	4	193	5		4 19 19	20 20	20 20	20 20								
21	PROKES Michal (CZE)	4	193	0	2 14 16	20 20	21 21	1 1 21 21	1 1 21 20								
22	DEKKERS Loris (BEL)	2	195	2	1 1 15 16	20 20	21 21	21 21	22 22								
23	PHOMMARA Levin (SUI)	1	196	1		1 22 22	23 23	23 23	23 23								

31/07/2022 First Line: Championship Standings - Second Line: Ranking Progression

These data/results cannot be reproduced, stored and/or transmitted in whole or in part by any manner of electronic, mechanical, photocopying, recording, broadcasting or otherwise now known or herein after developed without the previous express consent by the copyright owner, except for reproduction in daily press and regular printed publications on sale to the public within 60 days of the event related to those data/results and always provided that copyright symbol appears together as follows below.

© DORNA WSBK ORGANIZATION Srl 2022



RESULTS

1	28	K. FARKAS	KTM	Laps 14
2	92	R. MOOR	KTM	8.504
3	77	L. VENEMAN	KTM	8.515
4	12	M. VINCZE	KTM	8.544
5	20	D. SCHNEIDER	KTM	8.568
6	48	L. PHOMMARA	KTM	8.641
7	36	J. VAN CRUGTEN	KTM	8.709
8	7	R. SESSLER	KTM	8.918
9	44	T. VARGA	KTM	9.045
10	95	M. SCHMID	KTM	9.080
11	15	J. COENEN	KTM	9.198
12	29	F. NOVOTNY	KTM	21.780
13	33	D. SIDOROV	KTM	33.957
14	18	N. CUYPERS	KTM	33.988
15	16	M. PROKES	KTM	34.061
16	3	L. GOTTLICHER	KTM	34.124
17	57	K. HOLZER	KTM	34.206
18	21	L. LORINC	KTM	34.921
19	41	L. DEKKERS	KTM	48.796
20	53	L. PHOMMARA	KTM	51.811
21	31	D. GREVEN	KTM	117.094
RET	10	V. HERRLICH	KTM	9 Laps

SPEED

1	12	M. VINCZE	KTM	205.0
2	95	M. SCHMID	KTM	203.9
3	48	L. PHOMMARA	KTM	201.6
4	15	J. COENEN	KTM	201.6
5	92	R. MOOR	KTM	201.3
6	20	D. SCHNEIDER	KTM	200.9
7	29	F. NOVOTNY	KTM	200.5
8	44	T. VARGA	KTM	200.1
9	77	L. VENEMAN	KTM	200.1
10	7	R. SESSLER	KTM	199.8
11	36	J. VAN CRUGTEN	KTM	199.4
12	53	L. PHOMMARA	KTM	197.6
13	3	L. GOTTLICHER	KTM	197.3
14	57	K. HOLZER	KTM	196.5
15	21	L. LORINC	KTM	195.8
16	16	M. PROKES	KTM	195.1
17	41	L. DEKKERS	KTM	194.8
18	28	K. FARKAS	KTM	194.4
19	18	N. CUYPERS	KTM	194.4
20	31	D. GREVEN	KTM	194.1
21	33	D. SIDOROV	KTM	193.1
22	10	V. HERRLICH	KTM	191.4

SEG. 1

1	28	K. FARKAS	27.032
2	92	R. MOOR	27.218
3	12	M. VINCZE	27.249
4	15	J. COENEN	27.354
5	20	D. SCHNEIDER	27.382
6	44	T. VARGA	27.428
7	7	R. SESSLER	27.434
8	29	F. NOVOTNY	27.458
9	57	K. HOLZER	27.474
10	48	L. PHOMMARA	27.585
11	77	L. VENEMAN	27.601
12	95	M. SCHMID	27.636
13	33	D. SIDOROV	27.658
14	21	L. LORINC	27.658
15	10	V. HERRLICH	27.663
16	36	J. VAN CRUGTEN	27.674
17	18	N. CUYPERS	27.697
18	53	L. PHOMMARA	27.717
19	3	L. GOTTLICHER	27.880
20	16	M. PROKES	27.889
21	41	L. DEKKERS	28.166
22	31	D. GREVEN	28.398

SEG. 2

1	95	M. SCHMID	25.731
2	92	R. MOOR	25.782
3	36	J. VAN CRUGTEN	25.905
4	48	L. PHOMMARA	25.942
5	12	M. VINCZE	25.950
6	44	T. VARGA	25.965
7	28	K. FARKAS	25.980
8	15	J. COENEN	25.996
9	10	V. HERRLICH	26.005
10	29	F. NOVOTNY	26.012
11	77	L. VENEMAN	26.035
12	7	R. SESSLER	26.044
13	20	D. SCHNEIDER	26.086
14	21	L. LORINC	26.361
15	33	D. SIDOROV	26.438
16	57	K. HOLZER	26.459
17	16	M. PROKES	26.505
18	18	N. CUYPERS	26.557
19	3	L. GOTTLICHER	26.564
20	41	L. DEKKERS	26.649
21	53	L. PHOMMARA	26.774
22	31	D. GREVEN	27.085

SEG. 3

1	12	M. VINCZE	26.373
2	20	D. SCHNEIDER	26.385
3	28	K. FARKAS	26.424
4	15	J. COENEN	26.443
5	48	L. PHOMMARA	26.494
6	36	J. VAN CRUGTEN	26.505
7	92	R. MOOR	26.506
8	77	L. VENEMAN	26.516
9	95	M. SCHMID	26.551
10	7	R. SESSLER	26.570
11	44	T. VARGA	26.571
12	10	V. HERRLICH	26.602
13	29	F. NOVOTNY	26.643
14	3	L. GOTTLICHER	26.870
15	16	M. PROKES	27.015
16	18	N. CUYPERS	27.048
17	21	L. LORINC	27.092
18	33	D. SIDOROV	27.128
19	57	K. HOLZER	27.150
20	31	D. GREVEN	27.311
21	41	L. DEKKERS	27.319
22	53	L. PHOMMARA	27.709

SEG. 4

1	48	L. PHOMMARA	26.419
2	95	M. SCHMID	26.516
3	44	T. VARGA	26.518
4	28	K. FARKAS	26.534
5	7	R. SESSLER	26.536
6	20	D. SCHNEIDER	26.551
7	77	L. VENEMAN	26.589
8	36	J. VAN CRUGTEN	26.627
9	12	M. VINCZE	26.649
10	15	J. COENEN	26.665
11	29	F. NOVOTNY	26.694
12	92	R. MOOR	26.716
13	10	V. HERRLICH	26.832
14	16	M. PROKES	26.967
15	57	K. HOLZER	27.000
16	3	L. GOTTLICHER	27.011
17	33	D. SIDOROV	27.129
18	18	N. CUYPERS	27.138
19	21	L. LORINC	27.185
20	41	L. DEKKERS	27.337
21	53	L. PHOMMARA	27.338
22	31	D. GREVEN	27.339

31/07/2022

These data/results cannot be reproduced, stored and/or transmitted in whole or in part by any manner of electronic, mechanical, photocopying, recording, broadcasting or otherwise now known or herein after developed without the previous express consent by the copyright owner, except for reproduction in daily press and regular printed publications on sale to the public within 60 days of the event related to those data/results and always provided that copyright symbol appears together as follows below.

© DORNA WSBK ORGANIZATION Srl 2022



NORTHERN TALENT CUP

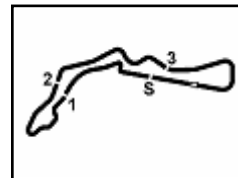
Prosecco DOC Czech Round, 29-31 July 2022

Chronological Analysis Race 2

Start at 16:25'34.739



5.5



Autodrom Most 4.212 m

1 / 3

1° 28 K. FARKAS [1'46.752]							
Lap	Seg1	Seg2	Seg3	Seg4	Lap Time	km/h	Local Time
1		26.521	26.547	26.813	1'53.567		16:27'28.306
2	27.032	26.155	27.086	26.534	1'46.807	194,4	16:29'15.113
3	27.375	26.164	26.639	27.138	1'47.316	194,1	16:31'02.429
4	27.389	26.081	26.633	27.053	1'47.156	192,7	16:32'49.585
5	27.552	26.192	26.583	27.109	1'47.436	187,4	16:34'37.021
6	27.517	26.163	26.682	27.200	1'47.562	184,6	16:36'24.583
7	27.488	26.094	26.545	26.939	1'47.066	186,8	16:38'11.649
8	27.418	25.991	26.465	26.878	1'46.752	187,1	16:39'58.401
9	27.666	26.116	26.453	26.909	1'47.144	187,1	16:41'45.545
10	27.580	26.083	26.424	27.005	1'47.092	185,8	16:43'32.637
11	27.496	25.980	26.612	26.895	1'46.983	187,1	16:45'19.620
12	27.516	26.022	26.426	26.947	1'46.911	187,1	16:47'06.531
13	27.549	26.026	26.541	26.994	1'47.110	186,5	16:48'53.641
14	28.083	26.438	26.819	27.264	1'48.604	185,8	16:50'42.245
Race Time 25'07.506							

10	28.536	26.283	27.364	27.188	1'49.371	187,4	16:43'38.139
11	27.725	26.068	26.538	27.140	1'47.471	199,4	16:45'25.610
12	27.546	26.250	26.788	27.259	1'47.843	193,4	16:47'13.453
13	28.025	26.262	26.968	27.177	1'48.432	188,7	16:49'01.885
14	28.279	26.381	27.259	26.985	1'48.904	185,2	16:50'50.789
Race Time 25'16.050							

2° 92 R. MOOR [1'46.530]							
Lap	Seg1	Seg2	Seg3	Seg4	Lap Time	km/h	Local Time
1		26.395	26.506	26.753	1'52.651		16:27'27.390
2	27.287	26.205	26.983	26.914	1'47.389	198,3	16:29'14.779
3	27.745	26.361	26.637	26.966	1'47.709	186,1	16:31'02.488
4	27.645	26.113	26.828	27.011	1'47.597	191,0	16:32'50.085
5	28.028	27.933	26.638	26.716	1'49.315	189,0	16:34'39.400
6	27.253	25.969	26.648	27.004	1'46.874	201,3	16:36'26.274
7	27.807	27.685	26.751	26.950	1'49.193	190,7	16:38'15.467
8	27.400	25.782	26.630	26.718	1'46.530	191,7	16:40'01.997
9	27.218	26.225	26.995	27.185	1'47.623	195,5	16:41'49.620
10	27.482	26.096	27.321	27.063	1'47.962	198,3	16:43'37.582
11	27.454	26.181	26.888	27.320	1'47.843	194,1	16:45'25.425
12	27.680	26.331	26.945	27.042	1'47.998	187,1	16:47'13.423
13	27.995	26.243	26.957	27.238	1'48.433	187,7	16:49'01.856
14	28.243	26.334	27.135	27.181	1'48.893	187,7	16:50'50.749
Race Time 25'16.010							

5° 20 D. SCHNEIDER [1'47.314]							
Lap	Seg1	Seg2	Seg3	Seg4	Lap Time	km/h	Local Time
1			26.131	26.385	26.813	1'52.815	16:27'27.554
2	27.705	26.094	26.937	26.866	1'47.602	194,8	16:29'15.156
3	28.251	26.141	26.631	26.749	1'47.772	190,0	16:31'02.928
4	27.751	26.242	26.531	26.792	1'47.316	199,1	16:32'50.244
5	27.768	26.291	26.476	26.779	1'47.314	190,7	16:34'37.558
6	27.920	26.298	26.526	27.265	1'48.009	183,9	16:36'25.567
7	28.170	26.196	26.729	26.833	1'47.928	184,3	16:38'13.495
8	28.396	26.480	26.505	26.551	1'47.932	190,7	16:40'01.427
9	27.382	26.690	26.964	27.218	1'48.254	200,9	16:41'49.681
10	27.471	26.086	27.445	27.103	1'48.105	200,5	16:43'37.786
11	27.709	26.200	27.203	26.885	1'47.997	200,9	16:45'25.783
12	28.147	26.135	26.889	26.858	1'48.029	192,0	16:47'13.812
13	28.034	26.395	26.952	27.057	1'48.438	193,4	16:49'02.250
14	27.948	26.286	27.134	27.195	1'48.563	193,4	16:50'50.813
Race Time 25'16.074							

3° 77 L. VENEMAN [1'47.072]							
Lap	Seg1	Seg2	Seg3	Seg4	Lap Time	km/h	Local Time
1		26.391	26.724	26.997	1'53.685		16:27'28.424
2	27.656	26.327	26.801	26.668	1'47.452	195,8	16:29'15.876
3	28.042	26.152	26.620	26.650	1'47.464	195,8	16:31'03.340
4	27.771	26.272	26.635	26.589	1'47.267	200,1	16:32'50.607
5	28.796	26.321	26.804	26.686	1'48.607	199,8	16:34'39.214
6	27.740	26.060	26.598	26.741	1'47.139	191,7	16:36'26.353
7	27.924	26.231	26.517	26.791	1'47.463	192,7	16:38'13.816
8	27.816	26.107	26.516	26.633	1'47.072	198,7	16:40'00.888
9	27.658	26.346	26.807	27.064	1'47.875	199,1	16:41'48.763
10	28.424	26.175	27.394	26.954	1'48.947	183,0	16:43'37.710
11	27.601	26.035	26.896	27.276	1'47.808	199,8	16:45'25.518
12	27.961	26.186	26.970	26.880	1'47.997	190,4	16:47'13.515
13	28.084	26.375	26.944	27.030	1'48.433	189,4	16:49'01.948
14	28.273	26.470	27.021	27.048	1'48.812	192,4	16:50'50.760
Race Time 25'16.021							

6° 48 L. PHOMMARA [1'46.866]							
Lap	Seg1	Seg2	Seg3	Seg4	Lap Time	km/h	Local Time
1		26.587	26.765	26.461	1'53.955		16:27'28.694
2	27.585	26.253	26.805	26.512	1'47.155	201,6	16:29'15.849
3	27.841	25.942	26.664	26.419	1'46.866	194,8	16:31'02.715
4	27.918	26.046	26.642	26.860	1'47.466	199,8	16:32'50.181
5	28.007	26.521	26.849	26.486	1'47.863	190,7	16:34'38.044
6	27.750	26.011	26.669	27.099	1'47.529	191,7	16:36'25.573
7	27.653	25.979	26.742	27.054	1'47.428	190,0	16:38'13.001
8	27.953	26.053	26.494	26.879	1'47.379	186,5	16:40'00.380
9	27.814	26.204	27.401	26.957	1'48.376	189,4	16:41'48.756
10	28.023	26.283	27.150	27.166	1'48.622	187,1	16:43'37.378
11	28.180	26.155	26.831	26.984	1'48.150	186,5	16:45'25.528
12	28.033	26.132	27.077	26.863	1'48.105	187,1	16:47'13.633
13	28.056	26.391	26.968	27.169	1'48.584	190,4	16:49'02.217
14	28.046	26.528	27.335	26.760	1'48.669	189,0	16:50'50.886
Race Time 25'16.147							

4° 12 M. VINCZE [1'46.644]							
Lap	Seg1	Seg2	Seg3	Seg4	Lap Time	km/h	Local Time
1		26.468	26.651	26.649	1'53.805		16:27'28.544
2	27.249	25.950	26.710	26.735	1'46.644	205,0	16:29'15.188
3	27.753	26.108	26.609	26.878	1'47.348	191,0	16:31'02.536
4	28.036	25.986	26.373	27.178	1'47.573	191,7	16:32'50.109
5	27.773	26.203	26.535	27.003	1'47.514	187,7	16:34'37.623
6	27.781	26.188	26.509	27.278	1'47.756	190,0	16:36'25.379
7	27.658	26.149	26.828	27.068	1'47.703	187,7	16:38'13.082
8	27.450	26.127	26.695	27.021	1'47.293	192,4	16:40'00.375
9	27.850	26.219	26.967	27.357	1'48.393	188,7	16:41'48.768

7° 36 J. VAN CRUGTEN [1'47.340]							
Lap	Seg1	Seg2	Seg3	Seg4	Lap Time	km/h	Local Time
1		26.450	26.505	26.778	1'52.517		16:27'27.256
2	27.822	25.905	27.021	26.841	1'47.589	194,1	16:29'14.845
3	28.165	26.100	26.949	26.914	1'48.128	188,1	16:31'02.973
4	27.955	26.033	26.738	26.627	1'47.353	194,1	16:32'50.326
5	28.197	26.339	26.562	26.680	1'47.778	192,4	16:34'38.104
6	27.935	26.073	26.757	26.782	1'47.547	193,4	16:36'25.651
7	27.674	25.958	26.882	26.826	1'47.340	190,0	16:38'12.991
8	28.489	26.121	26.515	26.825	1'47.950	186,1	16:40'00.941
9	27.752	26.255	27.257	26.800	1'48.064	198,3	16:41'49.005
10	27.766	26.274	27.295	27.052	1'48.387	191,4	16:43'37.392
11	28.535	26.091	26.756	26.924	1'48.306	186,8	16:45'25.698
12	27.966	26.107	27.101	27.140	1'48.314	191,4	16:47'14.012
13	28.239	26.303	27.037	26.800	1'48.379	196,5	16:49'02.391
14	28.002	26.447	27.138	26.976	1'48.563	199,4	16:50'50.954
Race Time 25'16.215							

8° 7 R. SESSLER [1'46.848]							
Lap	Seg1	Seg2	Seg3	Seg4	Lap Time	km/h	Local Time
1		26.439	26.953	26.853	1'54.275		16:27'29.014
2	27.801	26.392	26.923	26.720	1'47.836	196,9	16:29'16.850
3	27.868	26.293	26.721	26.861	1'47.743	197,3	16:31'04.593

31/07/2022 P = Pits In/Out - C = Lap Time Cancelled

These data/results cannot be reproduced, stored and/or transmitted in whole or in part by any manner of electronic, mechanical, photocopying, recording, broadcasting or otherwise now known or herein after developed without the previous express consent by the copyright owner, except for reproduction in daily press and regular printed publications on sale to the public within 60 days of the event related to those data/results and always provided that copyright symbol appears together as follows below.

© DORNA WSBK ORGANIZATION Srl 2022

FICR PERUGIA TIMING





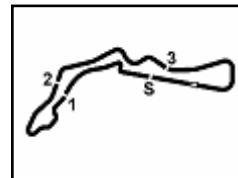
NORTHERN TALENT CUP

Prosecco DOC Czech Round, 29-31 July 2022

Chronological Analysis Race 2



5.5



Autodrom Most 4.212 m

2 / 3

Start at 16:25'34.739

4	27.591	26.208	26.939	26.836	1'47.574	196,9	16:32'52.167
5	27.728	26.484	26.909	26.651	1'47.772	192,0	16:34'39.939
6	27.480	26.044	26.639	26.685	1'46.848	198,0	16:36'26.787
7	27.676	26.407	26.703	26.614	1'47.400	193,7	16:38'14.187
8	27.726	26.187	26.570	26.536	1'47.019	199,8	16:40'01.206
9	27.788	26.721	26.811	27.291	1'48.611	198,0	16:41'49.817
10	27.784	26.761	27.263	26.640	1'48.448	199,1	16:43'38.265
11	27.769	26.512	26.807	26.549	1'47.637	199,1	16:45'25.902
12	29.555	26.182	26.676	26.792	1'49.205	196,9	16:47'15.107
13	27.434	26.074	26.856	26.828	1'47.192	193,4	16:49'02.299
14	28.312	26.815	27.008	26.729	1'48.864	173,4	16:50'51.163

Race Time 25'16.424

9° 44 T. VARGA [1'46.900]							
Lap	Seg1	Seg2	Seg3	Seg4	Lap Time	km/h	Local Time
1		26.643	26.752	26.914	1'54.584		16:27'29.323
2	27.428	26.110	26.844	26.518	1'46.900	197,3	16:29'16.223
3	27.772	26.330	26.606	26.701	1'47.409	200,1	16:31'03.632
4	27.496	26.486	26.571	26.533	1'47.086	199,1	16:32'50.718
5	28.965	26.142	26.602	26.807	1'48.516	199,8	16:34'39.234
6	27.567	25.965	26.688	26.832	1'47.052	191,0	16:36'26.286
7	27.620	26.061	26.717	26.851	1'47.249	188,1	16:38'13.535
8	27.496	26.208	26.583	26.689	1'46.976	197,6	16:40'00.511
9	27.614	26.265	27.884	27.135	1'48.898	194,1	16:41'49.409
10	27.825	26.298	27.328	27.043	1'48.494	193,7	16:43'37.903
11	27.527	26.092	26.865	27.097	1'47.581	199,4	16:45'25.484
12	27.735	26.327	27.023	26.968	1'48.053	187,4	16:47'13.537
13	27.910	26.223	27.146	27.359	1'48.638	191,4	16:49'02.175
14	27.851	26.373	27.056	27.835	1'49.115	195,5	16:50'51.290

Race Time 25'16.551

10° 95 M. SCHMID [1'46.955]							
Lap	Seg1	Seg2	Seg3	Seg4	Lap Time	km/h	Local Time
1		26.182	26.690	27.027	1'52.431		16:27'27.170
2	28.119	26.101	26.841	26.710	1'47.771	186,8	16:29'14.941
3	28.880	26.017	26.705	26.581	1'48.183	188,4	16:31'03.124
4	27.879	26.181	26.740	26.755	1'47.555	198,0	16:32'50.679
5	28.502	25.930	26.631	26.516	1'47.579	195,1	16:34'38.258
6	27.648	26.059	26.727	26.891	1'47.325	197,6	16:36'25.583
7	28.155	25.731	27.174	26.994	1'48.054	182,7	16:38'13.637
8	27.900	25.970	26.551	26.534	1'46.955	195,1	16:40'00.592
9	27.706	26.253	27.600	27.611	1'49.170	195,8	16:41'49.762
10	27.636	26.575	27.536	26.661	1'48.408	202,8	16:43'38.170
11	28.006	26.459	26.941	26.779	1'48.185	190,7	16:45'26.355
12	28.335	26.054	26.721	26.826	1'47.936	197,6	16:47'14.291
13	28.224	26.375	26.885	26.876	1'48.360	203,9	16:49'02.651
14	27.904	26.740	27.408	26.622	1'48.674	198,7	16:50'51.325

Race Time 25'16.586

11° 15 J. COENEN [1'47.034]							
Lap	Seg1	Seg2	Seg3	Seg4	Lap Time	km/h	Local Time
1		26.600	26.687	26.853	1'54.714		16:27'29.453
2	27.709	26.133	27.030	26.751	1'47.623	201,3	16:29'17.076
3	27.616	25.996	26.654	26.816	1'47.082	200,5	16:31'04.158
4	27.354	26.177	26.755	26.838	1'47.124	196,9	16:32'51.282
5	28.538	26.300	26.823	26.765	1'48.426	197,3	16:34'39.708
6	27.394	26.151	26.566	26.923	1'47.034	197,3	16:36'26.742
7	27.653	26.287	26.659	26.787	1'47.386	198,0	16:38'14.128
8	27.640	26.219	26.443	26.736	1'47.038	198,7	16:40'01.166
9	27.566	26.417	27.215	27.137	1'48.335	201,6	16:41'49.501
10	28.025	26.221	27.462	26.882	1'48.590	195,5	16:43'38.091
11	27.845	26.479	26.811	26.984	1'48.119	200,1	16:45'26.210
12	28.188	26.058	26.857	26.858	1'47.961	195,8	16:47'14.171
13	27.847	26.409	26.935	27.204	1'48.395	201,6	16:49'02.566
14	27.916	26.653	27.643	26.665	1'48.877	197,6	16:50'51.443

Race Time 25'16.704

12° 29 F. NOVOTNY [1'47.535]							
Lap	Seg1	Seg2	Seg3	Seg4	Lap Time	km/h	Local Time
1		26.634	26.643	26.926	1'53.740		16:27'28.479
2	27.683	26.380	27.034	26.694	1'47.791	196,5	16:29'16.270
3	28.835	26.012	26.677	26.910	1'48.434	200,5	16:31'04.704
4	27.458	26.211	27.011	26.855	1'47.535	200,1	16:32'52.239
5	27.900	26.366	26.873	27.098	1'48.237	193,7	16:34'40.476
6	27.865	26.538	27.094	27.481	1'48.978	190,7	16:36'29.454
7	28.168	26.497	27.017	27.178	1'48.860	186,5	16:38'18.314
8	27.986	26.454	26.939	27.300	1'48.679	186,5	16:40'06.993
9	27.962	26.485	27.148	27.444	1'49.039	185,5	16:41'56.032
10	28.202	26.537	27.005	27.383	1'49.127	183,6	16:43'45.159
11	28.671	26.792	27.071	27.385	1'49.919	183,3	16:45'35.078
12	28.282	26.714	27.050	27.337	1'49.383	183,6	16:47'24.461
13	28.401	26.697	27.241	27.496	1'49.835	182,1	16:49'14.296
14	28.357	26.706	27.150	27.516	1'49.729	183,0	16:51'04.025

Race Time 25'29.286

13° 33 D. SIDOROV [1'49.119]							
Lap	Seg1	Seg2	Seg3	Seg4	Lap Time	km/h	Local Time
1		26.888	27.467	27.129	1'56.407		16:27'31.146
2	27.658	26.480	27.552	27.429	1'49.119	193,1	16:29'20.265
3	28.036	26.556	27.544	27.555	1'49.691	190,7	16:31'09.956
4	28.220	26.748	27.299	27.344	1'49.611	188,4	16:32'59.567
5	28.058	26.565	27.234	27.330	1'49.187	185,2	16:34'48.754
6	28.260	26.470	27.673	27.625	1'50.028	182,7	16:36'38.782
7	28.246	26.564	27.177	27.412	1'49.399	185,8	16:38'28.181
8	28.171	26.633	27.128	27.442	1'49.374	185,8	16:40'17.555
9	28.129	26.677	27.253	27.430	1'49.489	188,4	16:42'07.044
10	28.169	26.555	27.411	27.351	1'49.486	182,7	16:43'56.530
11	28.356	26.643	27.229	27.606	1'49.834	180,3	16:45'46.364
12	28.365	26.438	27.345	27.677	1'49.825	189,0	16:47'36.189
13	28.303	26.695	27.746	27.288	1'50.032	187,1	16:49'26.221
14	28.426	27.109	27.304	27.142	1'49.981	188,1	16:51'16.202

Race Time 25'41.463

14° 18 N. CLUYPERS [1'48.774]							
Lap	Seg1	Seg2	Seg3	Seg4	Lap Time	km/h	Local Time
1		26.954	27.445	27.222	1'56.018		16:27'30.757
2	27.836	26.557	27.571	27.502	1'49.466	194,4	16:29'20.223
3	27.942	26.681	27.464	27.618	1'49.705	188,4	16:31'09.928
4	29.343	27.173	27.504	27.303	1'51.323	187,7	16:33'01.251
5	27.883	26.890	27.249	27.296	1'49.318	188,7	16:34'50.569
6	27.927	26.882	27.255	27.560	1'49.624	190,4	16:36'40.193
7	27.895	26.693	27.048	27.138	1'48.774	191,7	16:38'28.967
8	27.697	26.855	27.240	27.304	1'49.096	192,7	16:40'18.063
9	27.797	27.080	27.065	27.235	1'49.177	193,4	16:42'07.240
10	28.358	26.708	27.122	27.197	1'49.385	190,4	16:43'56.625
11	27.986	26.698	27.308	27.653	1'49.645	191,7	16:45'46.270
12	28.857	26.955	27.101	27.163	1'50.076	185,8	16:47'36.346
13	28.424	26.859	27.643	27.280	1'50.206	188,4	16:49'26.552
14	28.019	26.929	27.358	27.375	1'49.681	193,4	16:51'16.233

Race Time 25'41.494

15° 16 M. PROKES [1'48.633]							
Lap	Seg1	Seg2	Seg3	Seg4	Lap Time	km/h	Local Time
1		27.017	27.684	26.967	1'56.527		16:27'31.266
2	28.025	26.762	27.213	27.373	1'49.373	192,0	16:29'20.639
3	28.351	26.699	27.238	27.335	1'49.623	185,5	16:31'10.262
4	29.506	26.908	27.398	27.347	1'51.159	195,1	16:33'01.421
5	28.072	26.809	27.286	27.356	1'49.523	189,0	16:34'50.944
6	28.092	26.541	27.295	27.615	1'49.543	185,5	16:36'40.487
7	27.925	26.541	27.015	27.152	1'48.633	188,7	16:38'29.120
8	27.889	26.779	27.300	27.391	1'49.359	190,0	16:40'18.479
9	28.098	26.505	27.063	27.344	1'49.010	186,8	16:42'07.489
10	28.372	26.804	27.328	27.286	1'49.790	185,5	16:43'57.279

31/07/2022

P = Pits In/Out - C = Lap Time Cancelled

These data/results cannot be reproduced, stored and/or transmitted in whole or in part by any manner of electronic, mechanical, photocopying, recording, broadcasting or otherwise now known or herein after developed without the previous express consent by the copyright owner, except for reproduction in daily press and regular printed publications on sale to the public within 60 days of the event related to those data/results and always provided that copyright symbol appears together as follows below.

© DORNA WSBK ORGANIZATION Srl 2022

FICR PERUGIA TIMING





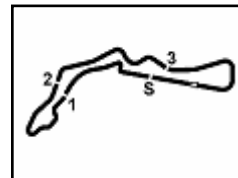
NORTHERN TALENT CUP

Prosecco DOC Czech Round, 29-31 July 2022

Chronological Analysis Race 2



5.5



Autodrom Most 4.212 m

Start at 16:25'34.739

3 / 3

11	28.124	26.509	27.313	27.346	1'49.292	189,4	16:45'46.571	5	28.465	26.805	27.319	27.693	1'50.282	182,4	16:34'53.889
12	28.331	26.704	27.191	27.376	1'49.602	193,4	16:47'36.173	6	28.710	26.838	27.536	28.122	1'51.206	181,5	16:36'45.095
13	28.471	26.507	27.907	27.220	1'50.105	179,7	16:49'26.278	7	28.360	26.781	27.411	27.596	1'50.148	183,3	16:38'35.243
14	28.538	26.958	27.403	27.129	1'50.028	188,7	16:51'16.306	8	28.611	26.725	27.385	27.539	1'50.260	182,1	16:40'25.503
								9	28.523	26.860	27.360	27.612	1'50.355	181,2	16:42'15.858
								10	28.707	26.982	27.383	27.819	1'50.891	178,8	16:44'06.749
								11	28.500	26.902	27.511	27.744	1'50.657	182,4	16:45'57.406
								12	28.604	26.748	27.549	27.852	1'50.753	179,1	16:47'48.159
								13	28.845	26.978	27.840	27.964	1'51.627	177,1	16:49'39.786
								14	28.653	27.052	27.589	27.961	1'51.255	179,7	16:51'31.041
								Race Time 25'41.567							

16° 3 L. GOTTLICHER (1'48.367)

Lap	Seg1	Seg2	Seg3	Seg4	Lap Time	km/h	Local Time
1		27.126	27.106	27.291	1'57.508		16:27'32.247
2	27.880	26.606	26.870	27.011	1'48.367	191,7	16:29'20.614
3	28.096	26.683	27.134	27.548	1'49.461	197,3	16:31'10.075
4	28.127	26.818	27.271	27.397	1'49.613	193,1	16:32'59.688
5	28.293	26.634	27.439	27.350	1'49.716	188,1	16:34'49.404
6	28.349	26.659	26.975	27.664	1'49.647	190,4	16:36'39.051
7	28.221	26.564	27.276	27.337	1'49.398	191,7	16:38'28.449
8	27.911	26.813	27.062	27.466	1'49.252	192,4	16:40'17.701
9	27.887	26.826	27.309	27.470	1'49.492	191,7	16:42'07.193
10	28.539	26.869	26.951	27.193	1'49.552	185,5	16:43'56.745
11	28.170	26.726	27.215	27.581	1'49.692	193,4	16:45'46.437
12	28.603	26.867	27.004	27.412	1'49.886	190,0	16:47'36.323
13	27.956	26.723	27.257	27.789	1'49.725	190,4	16:49'26.048
14	28.835	27.045	27.373	27.068	1'50.321	180,3	16:51'16.369
Race Time 25'41.630							

17° 57 K. HOLZER (1'48.743)

Lap	Seg1	Seg2	Seg3	Seg4	Lap Time	km/h	Local Time
1		26.715	27.586	27.192	1'57.034		16:27'31.773
2	27.474	26.472	27.480	27.317	1'48.743	196,2	16:29'20.516
3	28.494	26.459	27.360	27.322	1'49.635	196,5	16:31'10.151
4	28.400	26.608	27.427	27.376	1'49.811	188,4	16:32'59.962
5	28.024	26.629	27.380	27.301	1'49.334	192,4	16:34'49.296
6	28.373	26.501	27.190	27.578	1'49.642	187,4	16:36'38.938
7	28.042	26.557	27.486	27.319	1'49.404	191,4	16:38'28.342
8	27.786	26.598	27.273	27.517	1'49.174	192,0	16:40'17.516
9	28.023	26.543	27.464	27.720	1'49.750	189,7	16:42'07.266
10	28.625	26.814	27.150	27.252	1'49.841	187,1	16:43'57.107
11	27.928	26.700	27.380	27.371	1'49.379	196,5	16:45'46.486
12	28.413	26.520	27.266	27.425	1'49.624	190,4	16:47'36.110
13	28.031	26.943	27.612	27.475	1'50.061	186,1	16:49'26.171
14	28.773	27.043	27.464	27.000	1'50.280	180,0	16:51'16.451
Race Time 25'41.712							

18° 21 L. LORINC (1'48.624)

Lap	Seg1	Seg2	Seg3	Seg4	Lap Time	km/h	Local Time
1		27.362	27.603	27.185	1'58.101		16:27'32.840
2	27.658	26.414	27.121	27.469	1'48.662	194,1	16:29'21.502
3	27.797	26.640	27.383	27.229	1'49.049	192,0	16:31'10.551
4	29.569	26.602	28.009	27.366	1'51.546	195,8	16:33'02.097
5	27.960	26.425	27.345	27.481	1'49.211	190,7	16:34'51.308
6	27.969	26.536	27.402	27.809	1'49.716	191,4	16:36'41.024
7	27.763	26.361	27.092	27.408	1'48.624	192,0	16:38'29.648
8	27.762	26.482	27.509	27.469	1'49.222	192,4	16:40'18.870
9	27.919	26.443	27.362	27.324	1'49.048	193,7	16:42'07.918
10	28.359	26.614	27.640	27.462	1'50.075	191,7	16:43'57.993
11	27.879	26.418	27.395	27.458	1'49.150	191,7	16:45'47.143
12	28.154	27.050	27.376	27.325	1'49.905	193,1	16:47'37.048
13	28.127	26.796	27.710	27.510	1'50.143	190,7	16:49'27.191
14	28.196	26.828	27.600	27.351	1'49.975	191,7	16:51'17.166
Race Time 25'42.427							

19° 41 L. DEKKERS (1'49.914)

Lap	Seg1	Seg2	Seg3	Seg4	Lap Time	km/h	Local Time
1		27.169	27.880	27.337	1'58.619		16:27'33.358
2	28.166	26.837	27.427	27.484	1'49.914	194,8	16:29'23.272
3	28.340	26.649	27.494	27.494	1'49.977	191,7	16:31'13.249
4	28.535	26.919	27.366	27.538	1'50.358	184,3	16:33'03.607

20° 53 L. PHOMMARA (1'49.976)

Lap	Seg1	Seg2	Seg3	Seg4	Lap Time	km/h	Local Time
1		27.513	27.889	27.338	1'58.447		16:27'33.186
2	27.717	26.967	27.754	27.538	1'49.976	197,6	16:29'23.162
3	28.535	26.774	28.068	27.557	1'50.934	190,0	16:31'14.096
4	28.614	26.851	28.061	27.646	1'51.172	191,0	16:33'05.268
5	28.176	27.131	27.902	27.796	1'51.005	189,4	16:34'56.273
6	28.299	26.944	27.845	27.860	1'50.948	187,4	16:36'47.221
7	28.279	26.861	27.738	27.846	1'50.724	190,7	16:38'37.945
8	28.235	26.860	27.898	27.794	1'50.787	189,4	16:40'28.732
9	28.284	26.973	28.059	27.888	1'51.204	188,4	16:42'19.936
10	28.276	27.043	28.037	28.016	1'51.372	185,2	16:44'11.308
11	28.042	26.994	27.892	27.822	1'50.750	187,4	16:46'02.058
12	28.202	26.865	27.709	27.695	1'50.471	187,1	16:47'52.529
13	28.249	27.011	27.881	27.870	1'51.011	186,1	16:49'43.540
14	28.187	26.862	27.766	27.701	1'50.516	188,1	16:51'34.056
Race Time 25'59.317							

21° 31 D. GREVEN (1'50.322)

Lap	Seg1	Seg2	Seg3	Seg4	Lap Time	km/h	Local Time
1		27.507	27.801	27.674	1'58.372		16:27'33.111
2	28.587	27.085	27.311	27.339	1'50.322	192,0	16:29'23.433
3	28.398	27.232	27.654	27.541	1'50.825	194,1	16:31'14.258
4	28.820	27.377	27.993	27.787	1'51.977	190,4	16:33'06.235
5	29.035	27.697	28.055	28.301	1'53.088	181,2	16:34'59.323
6	29.295	27.664	28.422	28.482	1'53.863	177,9	16:36'53.186
7	28.988	27.838	28.191	28.183	1'53.200	180,0	16:38'46.386
8	28.943	27.642	28.589	28.229	1'53.403	180,0	16:40'39.789
9	29.142	27.564	28.269	28.211	1'53.186	179,1	16:42'32.975
10	28.929	27.641	28.025	28.237	1'52.832	176,5	16:44'25.807
11	29.392	27.713	28.371	28.379	1'53.855	178,2	16:46'19.662
12	28.947	27.677	28.237	28.294	1'53.155	177,4	16:48'12.817
13	28.998	27.988	28.606	28.192	1'53.784	175,7	16:50'06.601
14	28.834	27.442	28.202	28.260	1'52.738	177,7	16:51'59.339
Race Time 26'24.600							

RET 10 V. HERRLICH (1'47.362)

Lap	Seg1	Seg2	Seg3	Seg4	Lap Time	km/h	Local Time
1		26.005	26.705	26.837	1'52.333		16:27'27.072
2	27.721	26.077	26.866	27.082	1'47.746	186,1	16:29'14.818
3	27.897	26.139	26.602	26.888	1'47.526	184,9	16:31'02.344
4	27.838	26.076	26.978	26.947	1'47.839	188,1	16:32'50.183
5	27.663	26.088	26.779	26.832	1'47.362	191,4	16:34'37.545
Race Time 9'02.806							

31/07/2022 P = Pits In/Dut - C = Lap Time Cancelled

These data/results cannot be reproduced, stored and/or transmitted in whole or in part by any manner of electronic, mechanical, photocopying, recording, broadcasting or otherwise now known or herein after developed without the previous express consent by the copyright owner, except for reproduction in daily press and regular printed publications on sale to the public within 60 days of the event related to those data/results and always provided that copyright symbol appears together as follows below.

© DORNA WSBK ORGANIZATION Srl 2022

FICR PERUGIA TIMING



