

4542 m.

MOTUL TT ASSEN**Race Nr.2****Classification after 15 laps = 68,13 km**

Pos	Rider	Nation	Team	Motorcycle	Total Time	Km/h	Gap
1	25 20 Dustin SCHNEIDER	GER	Goblin Racing	KTM	27'36.890	148,0	
2	20 44 Tibor VARGA	HUN	Forty Racing	KTM	27'37.035	148,0	0.145
3	16 12 Martin VINCZE	HUN	Chrobák Motorsport Egyesület	KTM	27'37.104	148,0	0.214
4	13 48 Lenox PHOMMARA	SWI	Team Phommara	KTM	27'37.241	147,9	0.351
5	11 77 Loris VENEMAN	NED	TeamNL Open Line	KTM	27'37.264	147,9	0.374
6	10 36 Jurrien VAN CRUGTEN	NED	BB64 Academy	KTM	27'37.331	147,9	0.441
7	9 10 Valentino HERRLICH	GER	Busch und Wagner Racing Team	KTM	27'37.394	147,9	0.504
8	8 46 Matteo MASILI	ITA	FAIRIUM Next Generation Riders	KTM	27'37.725	147,9	0.835
9	7 28 Kevin FARKAS	HUN	Agria Racing Team	KTM	27'37.808	147,9	0.918
10	6 18 Noa CUYPERS	BEL	Junior Black Knights	KTM	27'38.021	147,9	1.131
11	5 15 Julius COENEN	GER	Helena und Julius Racing Team -	KTM	27'38.169	147,9	1.279
12	4 57 Kilian HOLZER	AUT	HK Racing	KTM	27'40.223	147,7	3.333
13	3 7 Rocco SESSLER	GER	MCA Racing	KTM	27'54.158	146,5	17.268
14	2 3 Luca GÖTTLICHER	GER	JRP Junior Academy Team	KTM	28'05.128	145,5	28.238
15	1 19 Rio OLOFSEN	NED	TeamNL Open Line	KTM	28'05.379	145,5	28.489
16	31 Delano GREVEN	NED	KNMV/DG Motorsport by MIJN VE	KTM	28'05.400	145,5	28.510
17	33 David SIDOROV	UKR	SP-Moto Junior Team Ukraine	KTM	28'05.626	145,5	28.736
18	53 Levin PHOMMARA	SWI	Team Phommara	KTM	28'05.836	145,4	28.946
19	42 Julius FRELLSEN	DEN	Frellsen RR	KTM	28'31.681	143,2	54.791
20	21 Laszlo LORINC	HUN	BRR Team	KTM	28'32.454	143,2	55.564
21	16 Michal PROKEŠ	CZE	Brno Circuit JRT	KTM	28'50.484	141,7	1'13.594
Not classified							
	92 Rossi MOOR	HUN	FAIRIUM Next Generation Riders	KTM	25'47.207	147,9	1 lap
	29 Filip NOVOTNÝ	CZE	Brno Circuit JRT	KTM	8'28.930	128,5	11 laps
Not finished first lap							
	95 Maxime SCHMID	SWI	Team Schmid	KTM			
	41 Loris DEKKERS	BEL	Junior Black Knights	KTM			

Race condition: Dry

Air: 21°

Humidity: 55%

Ground: 26°

Pole Position:**Fastest Lap (New record):****Best Race Lap:****All Time Lap Record:**

Lap 15	Tibor VARGA	1'48.731	150,3 Km/h
2022	Valentino HERRLICH	1'49.446	149,3 Km/h
2022	Tibor VARGA	1'48.731	150,3 Km/h

16:30'00

16:43'10

16:46'55

16:47'42 Maxime SCHMID

16:47'42 Loris DEKKERS

16:49'13

16:50'24 Filip NOVOTNÝ

16:50'30 Filip NOVOTNÝ

16:54'08 Filip NOVOTNÝ

17:13'28 Rossi MOOR

SIGHTING LAP START**WARM UP LAP START****No jump starts**

crashed out - Rider OK

crashed out - Rider OK

Incident between riders #41 and #95 to be reviewed after the race

crashed out - Rider OK

re-joined race

entered pits and retired

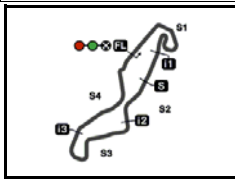
crashed out - Rider OK

The results are provisional until the end of the limit for protest and appeals.

Time limit for protest expires 30' after publication of the results - Time:

DORNA DATA PROCESSING TIMING SERVICE DORNA DATA PROCESSING TIMING SERVICE DORNA DATA PROCESSING TIMING SERVICE DORNA DATA PROCESSING TIMING SERVICE DORNA DATA PROCESSING TIMING SERVICE DORNA DATA PROCESSING TIMING SERVICE DORNA DATA PROCESSING TIMING SERVICE DORNA DATA PROCESSING

**NORTHERN TALENT CUP****Assen, domingo, 26 de junio de 2022**



4542 m.

MOTUL TT ASSEN**Race Nr.2****Chronological Analysis of Performances**

		<i>* Lap / Sector time cancelled</i>					<i>T1 Time from finish line to 1st intermediate</i>		<i>T3 Time from 2nd intermed. to 3rd intermed.</i>								
		<i>P Crossing the finish line in pit lane</i>					<i>T2 Time from 1st intermed. to 2nd intermed.</i>		<i>T4 Time from 3rd intermediate to finish line</i>								
Lap	Lap Time	T1	T2	T3	T4	Speed	Lap	Lap Time	T1	T2	T3	T4	Speed				
1st	20	Dustin SCHNEIDER Goblin Racing GER					9	1'50.043	35.514	17.956	30.960	25.613	191,5				
							10	1'49.766	35.301	18.148	30.327	25.990	184,3				
1	1'55.430	40.941	18.382	30.486	25.621	177,9	11	1'50.197	35.369	17.801	31.075	25.952	195,8				
2	1'50.470	35.657	18.096	30.580	26.137	182,6	12	1'50.457	35.639	17.938	30.733	26.147	192,1				
3	1'49.471	35.861	17.861	30.448	25.301	190,0	13	1'50.117	35.586	17.909	30.726	25.896	191,5				
4	1'50.638	35.826	18.023	30.656	26.133	187,1	14	1'50.897	36.198	18.010	30.948	25.741	189,1				
5	1'49.744	35.655	17.965	30.339	25.785	184,6	15	1'49.228	35.393	17.823	30.211	25.801	183,2				
6	1'49.518	35.287	18.414	30.240	25.577	185,7	4th 48 Lenoxx PHOMMAR Team Phommara SWI										
7	1'51.356	35.911	18.617	30.748	26.080	178,9	1	1'56.888	42.531	17.884	30.693	25.780	193,3				
8	1'49.722	35.721	17.613	30.476	25.912	189,1	2	1'50.019	35.935	17.755	30.551	25.778	192,4				
9	1'51.003	36.097	17.830	31.419	25.657	186,8	3	1'48.828	35.555	17.530	30.322	25.421	192,7				
10	1'49.326	35.693	17.482	30.337	25.814	192,7	4	1'50.068	35.882	17.819	30.513	25.854	191,8				
11	1'50.279	35.338	17.714	31.093	26.134	190,3	5	1'50.484	35.481	18.312	30.472	26.219	181,8				
12	1'50.881	35.921	17.972	30.612	26.376	186,5	6	1'49.725	35.640	17.908	30.571	25.606	187,1				
13	1'50.009	35.649	17.456	30.908	25.996	193,3	7	1'50.449	35.777	18.281	30.647	25.744	195,8				
14	1'49.986	35.518	17.683	30.701	26.084	190,0	8	1'49.202	35.383	17.928	30.215	25.676	193,0				
15	1'49.057	35.355	17.757	30.139	25.806	186,5	9	1'50.902	35.944	18.118	30.907	25.933	186,0				
2nd 44 Tibor VARGA Forty Racing HUN							10	1'49.356	35.338	17.727	30.448	25.843	190,0				
1	1'56.812	42.459	17.844	30.661	25.848	193,9	11	1'49.987 *	35.245	17.927	30.905*	25.910	189,1				
2	1'49.772	35.950	17.729	30.577	25.516	193,6	12	1'50.707	35.961	18.037	30.725	25.984	187,1				
3	1'50.015	35.719	18.000	30.343	25.953	186,8	13	1'50.601	35.673	18.199	30.849	25.880	187,1				
4	1'49.952	35.565	17.838	30.761	25.788	189,4	14	1'50.473 *	35.824	18.080	30.793	25.776*	185,7				
5	1'49.412	35.623	17.820	30.615	25.354	195,2	15	1'49.552	35.272	18.027	30.385	25.868	185,4				
6	1'49.842	35.286	18.054	30.457	26.045	188,0	5th 77 Loris VENEMAN TeamNL Open Line NED										
7	1'50.482 *	35.823	18.061	30.684	25.914*	192,1	1	1'55.954	41.647	18.072	30.759	25.476	189,7				
8	1'49.336	35.404	17.991	30.368	25.573	190,6	2	1'49.855	35.634	17.906	30.561	25.754	185,7				
9	1'50.805 *	35.838	18.296	30.817	25.854*	187,4	3	1'49.875	35.574	17.959	30.543	25.799	184,3				
10	1'49.289	35.672	17.743	30.280	25.594	189,7	4	1'50.780	35.867	18.033	30.602	26.278	188,0				
11	1'50.127	35.531	17.925	30.900	25.771	191,2	5	1'49.783	35.583	17.904	30.532	25.764	191,2				
12	1'50.722	35.814	18.170	30.864	25.874	184,3	6	1'49.184	35.608	17.857	30.268	25.451	186,8				
13	1'50.260	35.609	18.137	30.706	25.808	186,8	7	1'51.289 *	35.665	18.491	30.810*	26.323	179,4				
14	1'51.478	35.983	18.122	30.760	26.613	186,5	8	1'49.641	35.388	17.747	30.481	26.025	191,2				
15	1'48.731	35.153	17.663	30.311	25.604	190,6	9	1'50.748	36.057	17.801	31.240	25.650	189,1				
3rd 12 Martin VINCZE Chrobák Motorsport E HUN							10	1'48.988	35.643	17.565	30.460	25.320	190,3				
1	1'57.129	42.560	17.935	30.732	25.902	190,9	11	1'50.254	35.325	17.910	30.861	26.158	193,6				
2	1'49.839	35.840	17.635	30.600	25.764	198,0	12	1'50.818	35.857	17.839	30.927	26.195	192,7				
3	1'49.623	35.369	18.058	30.336	25.860	188,8	13	1'49.767	35.469	17.757	30.787	25.754	192,4				
4	1'50.440	35.599	17.932	30.689	26.220	191,8	14	1'51.148	35.620	18.460	31.048	26.020	181,6				
5	1'49.558	35.585	17.516	30.618	25.839	199,3	15	1'49.180	35.705	17.474	30.382	25.619	190,3				
6	1'49.460	35.774	17.725	30.371	25.590	196,7	Fastest Lap: Tibor VARGA Forty Racing HUN 1'48.731 35.153 17.663 30.311 25.604										
7	1'51.037	35.906	18.190	30.742	26.199	191,5	<small>DORNA DATA PROCESSING TIMING SERVICE DORNA DATA PROCESSING TIMING SERVICE DORNA DATA PROCESSING TIMING SERVICE DORNA DATA PROCESSING TIMING SERVICE DORNA DATA PROCESSING TIMING SERVICE DORNA DATA PROCESSING TIMING SERVICE DORNA DATA PROCESSING TIMING SERVICE DORNA DATA PROCESSING TIMING SERVICE DORNA DATA PROCCEESSES</small>										
8	1'49.313	35.378	17.699	30.359	25.877	190,6											



Race Nr.2

NTC

Lap	Lap Time	T1	T2	T3	T4	Speed	Lap	Lap Time	T1	T2	T3	T4	Speed	
6th	36	Jurrien VAN CRUGT BB64 Academy NED						1	1'56.597	41.991	17.942	30.654	26.010	194,2
							2	1'49.485	35.751	17.689	30.261	25.784	190,9	
							3	1'50.231	35.743	17.901	30.408	26.179	189,7	
							4	1'50.377	35.567	17.787	30.580	26.443	192,4	
							5	1'49.821	35.678	17.595	30.919	25.629	199,3	
							6	1'49.594	36.120	17.552	30.494	25.428	195,5	
							7	1'51.179	35.702	18.338	30.568	26.571	192,4	
							8	1'49.175	35.458	17.647	30.193	25.877	196,1	
							9	1'50.542	35.651	17.906	30.989	25.996	196,7	
							10	1'49.721 *	35.420	17.652	30.602	26.047*	194,5	
							11	1'49.700	35.454	17.448	30.869	25.929	196,4	
							12	1'51.147	35.905	17.702	30.735	26.805	190,9	
							13	1'49.892	35.375	17.665	30.898	25.954	195,2	
							14	1'51.258	35.801	17.912	31.003	26.542	190,6	
							15	1'49.089	35.507	17.688	30.561	25.333	199,0	
10th	18	Noa CUYPERS Junior Black Knights BEL						1	1'56.311	41.379	18.222	30.680	26.030	186,5
							2	1'50.459	35.955	17.856	30.673	25.975	189,1	
							3	1'50.420	35.839	18.287	30.807	25.487	194,5	
							4	1'50.016	35.717	17.581	30.939	25.779	193,6	
							5	1'49.872	35.688	17.602	31.086	25.496	197,1	
							6	1'49.705	35.707	17.560	30.641	25.797	194,9	
							7	1'50.528	35.689	17.832	31.115	25.892	195,5	
							8	1'49.434	35.778	17.564	30.682	25.410	193,3	
							9	1'50.731	35.991	17.764	31.257	25.719	198,0	
							10	1'49.720	35.721	17.607	30.807	25.585	193,6	
							11	1'49.695	35.710	17.646	30.677	25.662	190,6	
							12	1'51.063	36.009	17.893	30.837	26.324	187,7	
							13	1'50.001	35.827	17.514	30.811	25.849	194,9	
							14	1'50.857	36.115	17.660	30.989	26.093	194,5	
							15	1'49.209	35.617	17.590	30.684	25.318	196,4	
11th	15	Julius COENEN Helena und Julius Rac GER						1	1'57.018	41.860	18.222	30.813	26.123	189,4
							2	1'50.317	36.039	17.709	30.766	25.803	197,1	
							3	1'49.477	35.618	17.838	30.606	25.415	194,9	
							4	1'50.314	35.816	17.805	30.910	25.783	193,6	
							5	1'50.168	36.021	17.722	31.057	25.368	194,5	
							6	1'49.534	35.639	17.622	30.765	25.508	193,9	
							7	1'50.663	35.816	17.953	31.095	25.799	197,1	
							8	1'50.282 *	35.932	17.647	30.845	25.858*	193,6	
							9	1'49.797	35.535	17.743	30.820	25.699	191,8	
							10	1'50.190	35.863	17.744	30.972	25.611	195,5	
							11	1'49.164	35.405	17.607	30.679	25.473	193,6	
							12	1'51.078	36.175	17.981	31.009	25.913	192,4	
							13	1'50.011	35.960	17.611	30.908	25.532	196,7	
							14	1'50.897	36.176	17.681	31.021	26.019	195,8	
							15	1'49.259	35.656	17.656	30.763	25.184	199,3	
12th	57	Kilian HOLZER HK Racing AUT						1	1'57.736	43.041	17.968	31.162	25.565	195,5
							2	1'49.945	35.668	17.766	30.866	25.645	196,1	
9th	28	Kevin FARKAS Agria Racing Team HUN						1	1'56.416	41.710	18.147	30.525	26.034	189,4
							2	1'49.784	35.240	18.119	30.392	26.033	184,8	
							3	1'50.268	35.457	17.870	30.414	26.527	189,7	
							4	1'50.432	35.264	17.945	30.666	26.557	186,3	
							5	1'49.917	35.612	17.817	30.806	25.682	199,0	
							6	1'49.441	35.458	17.586	30.738	25.659	193,9	
							7	1'50.977	35.746	18.271	30.802	26.158	192,4	
							8	1'49.352	35.404	17.980	30.403	25.565	195,2	
							9	1'50.804	36.000	17.587	31.336	25.881	193,0	
							10	1'49.407	35.765	17.678	30.271	25.693	193,9	
							11	1'49.985	35.626	17.532	30.704	26.123	193,6	
							12	1'51.175	35.762	17.855	30.954	26.604	192,4	
							13	1'50.002	35.382	17.557	31.078	25.985	196,4	
							14	1'50.738	35.725	17.730	31.034	26.249	197,1	
							15	1'49.027	35.355	17.833	30.541	25.298	194,5	

Fastest Lap: Tibor VARGA Forty Racing HUN **1'48.731** 35.153 17.663 30.311 25.604

DORNA DATA PROCESSING TIMING SERVICE DORNA DATA PROCESSING TIMING SERVICE DORNA DATA PROCESSING TIMING SERVICE DORNA DATA PROCESSING TIMING SERVICE DORNA DATA PROCESSING TIMING SERVICE DORNA DATA PROCESSING TIMING SERVICE DORNA DATA PROCESSING TIMING SERVICE DORNA DATA PROCESSES



Race Nr.2

NTC

Lap	Lap Time	T1	T2	T3	T4	Speed	Lap	Lap Time	T1	T2	T3	T4	Speed
3	1'49.804	35.651	17.790	30.913	25.450	191,5	5	1'52.444	35.867	18.497	31.460	26.620	181,0
4	1'50.227	35.753	17.829	30.972	25.673	191,5	6	1'52.510	36.764	18.414	31.037	26.295	183,7
5	1'49.959	35.712	17.675	30.965	25.607	192,4	7	1'52.130	36.166	18.559	31.042	26.363	178,9
6	1'49.407	35.563	17.613	30.692	25.539	193,6	8	1'53.021	36.388	18.731	31.195	26.707	177,1
7	1'50.549	35.866	17.721	31.211	25.751	193,3	9	1'52.127	36.609	18.252	31.183	26.083	183,2
8	1'51.597	36.890	18.012	30.825	25.870	188,3	10	1'52.489	36.506	18.654	31.055	26.274	178,4
9	1'50.075	35.657	18.080	30.761	25.577	187,7	11	1'52.109	36.858	18.257	30.731	26.263	182,6
10	1'49.860	35.500	18.156	30.626	25.578	184,6	12	1'51.474	35.944	18.418	30.985	26.127	183,2
11	1'50.153	35.652	18.027	30.617	25.857	186,5	13	1'51.958	36.120	18.377	31.047	26.414	184,0
12	1'49.722	35.582	18.044	30.543	25.553	186,3	14	1'52.076	36.588	18.415	30.757	26.316	185,1
13	1'49.774	35.881	17.938	30.489	25.466	188,3	15	1'51.123	36.197	18.153	30.618	26.155	186,0
14	1'50.382	35.571	17.629	30.964	26.218	196,1							
15	1'51.033	35.945	17.850	30.600	26.638	191,5							

16th 31 Delano GREVEN KNMV/DG Motorsport NED

13th 7 Rocco SESSLER MCA Racing GER

Lap	Lap Time	T1	T2	T3	T4	Speed
1	1'58.076	42.864	18.320	31.057	25.835	190,9
2	1'50.947	35.626	17.902	31.187	26.232	194,2
3	1'50.459	35.639	18.015	30.910	25.895	186,0
4	1'51.029	35.855	18.136	30.984	26.054	185,4
5	1'50.632	35.679	18.133	30.844	25.976*	185,1
6	1'50.461	35.553	18.221	30.680	26.007	185,1
7	1'51.065	35.779	18.260	31.002	26.024	182,6
8	1'51.048	35.726	18.301	30.919	26.102	185,4
9	1'51.215	35.792	18.274	30.850	26.299	184,6
10	1'51.284	35.702	18.402	30.999	26.181	182,6
11	1'51.231	35.820	18.359	30.991	26.061	183,7
12	1'51.504	35.728	18.336	31.053	26.387	182,6
13	1'51.832	35.881	18.419	31.210	26.322	184,0
14	1'51.510	35.785	18.504	31.035	26.186	183,2
15	1'51.865	35.707	18.408	31.038	26.712	182,6

1	1'58.493	43.220	18.113	31.118	26.042	193,6
2	1'50.790	36.250	17.928	30.644	25.968	188,0
3	1'51.269	36.112	18.229	30.822	26.106	182,4
4	1'51.536	36.098	18.301	30.972	26.165	180,7
5	1'52.146	36.034	18.276	31.273	26.563	186,8
6	1'52.719	36.666	18.769	30.985	26.299	180,7
7	1'52.215	36.358	18.444	30.956	26.457	181,0
8	1'52.647	36.351	18.492	31.388	26.416	182,6
9	1'52.344	36.431	18.488	31.099*	26.326	181,8
10	1'52.571	36.626	18.449	31.081	26.415	181,6
11	1'52.164	36.826	18.347	30.673	26.318	182,4
12	1'51.591	36.071	18.299	30.918	26.303	183,2
13	1'51.360	36.018	18.373	30.974	25.995	185,1
14	1'51.917	36.391	18.418	30.855	26.253	184,8
15	1'51.638	36.156	18.361	30.801	26.320	183,7

17th 33 David SIDOROV SP-Moto Junior Team UKR

14th 3 Luca GÖTTLICHER JRP Junior Academy GER

Lap	Lap Time	T1	T2	T3	T4	Speed
1	2'00.154	44.157	18.057	31.964	25.976	189,7
2	1'52.444	36.532	18.558	31.178	26.176	179,7
3	1'52.035	36.305	18.536	31.057	26.137	178,9
4	1'52.007	36.104	18.476	31.095	26.332	179,2
5	1'52.225	36.057	18.499	31.310	26.359	179,2
6	1'51.814	36.151	18.479	31.038	26.146	179,4
7	1'51.803	36.084	18.501	31.224	25.994	178,6
8	1'52.232	36.114	18.633	31.350	26.135*	177,9
9	1'51.369	35.945	18.268	31.098	26.058	181,0
10	1'50.776	35.917	18.297	30.939	25.623	179,7
11	1'51.623	36.026	18.603	30.930	26.064	177,1
12	1'51.574	35.938	18.592	31.021	26.023	177,3
13	1'51.708	36.047	18.517	31.066	26.078	179,2
14	1'51.822	36.117	18.607	31.047	26.051	178,6
15	1'51.542	35.990	18.505	30.894	26.153	177,9

1	2'01.233	43.760	18.456	32.166	26.851	194,2
2	1'52.568	36.429	18.488	31.218	26.433	185,4
3	1'51.955	36.319	18.202	31.094	26.340	190,0
4	1'52.206	36.261	18.200	31.242	26.503	189,4
5	1'51.432	35.826	18.183	30.977	26.446	189,1
6	1'51.877	36.063	18.356	31.164	26.294	189,7
7	1'51.827	35.874	18.378	31.386	26.189	186,3
8	1'51.972	35.922	18.202	31.444	26.404	188,8
9	1'51.358	35.768	18.291	30.985	26.314	185,7
10	1'51.175	35.810	18.197	30.897	26.271	186,5
11	1'51.480	36.096	18.415	30.609	26.360	182,6
12	1'51.587	36.113	18.266	30.929	26.279	182,1
13	1'51.638	36.041	18.346	30.934	26.317	186,5
14	1'51.568	36.098	18.456	30.802	26.212	187,7
15	1'51.750	36.387	18.307	30.824	26.232	187,7

18th 53 Levin PHOMMARA Team Phommara SWI

15th 19 Rio OLOFSEN TeamNL Open Line NED

Lap	Lap Time	T1	T2	T3	T4	Speed
1	1'58.488	43.419	18.062	31.178	25.829	190,9
2	1'50.518	35.851	18.112	30.621	25.934	185,7
3	1'51.455	36.307	18.390	30.900	25.858	182,1
4	1'51.457	36.019	18.289	31.084	26.065	182,1

1	2'01.428	44.423	18.246	31.796	26.963	193,0
2	1'52.137	36.433	18.119	31.274	26.311	191,2
3	1'51.994	36.320	18.272	31.150	26.252	186,3
4	1'52.067	36.247	18.217	31.325	26.278	186,0
5	1'51.553	35.946	18.203	31.079	26.325	186,3
6	1'51.854	36.056	18.254	31.395	26.149	186,5

Fastest Lap: Tibor VARGA Forty Racing HUN **1'48.731** 35.153 17.663 30.311 25.604

DORNA DATA PROCESSING TIMING SERVICE DORNA DATA PROCESSING TIMING SERVICE DORNA DATA PROCESSING TIMING SERVICE DORNA DATA PROCESSING TIMING SERVICE DORNA DATA PROCESSING TIMING SERVICE DORNA DATA PROCESSING TIMING SERVICE DORNA DATA PROCESSES



Race Nr.2

NTC

Lap	Lap Time	T1	T2	T3	T4	Speed	Lap	Lap Time	T1	T2	T3	T4	Speed	
7	1'51.939	36.032	18.232	31.529	26.146	187,4	9	1'55.701	37.893	19.055	31.919	26.834	176,1	
8	1'52.510	35.923	18.676	31.429	26.482	186,8	10	1'54.785	36.807	19.033	32.051	26.894	177,1	
9	1'51.610	35.999	18.145	31.309	26.157	188,8	11	1'54.875	36.815	18.906	32.135	27.019	177,3	
10	1'51.746	36.176	18.244	31.286	26.040	187,7	12	1'55.083	36.848	18.962	32.205	27.068	176,1	
11	1'51.097	35.909	18.120	31.035	26.033	188,3	13	1'55.798	36.844	19.187	32.437	27.330	176,6	
12	1'50.909	35.921	18.054	31.114	25.820	188,8	14	1'57.147	37.195	19.579	32.815	27.558	175,3	
13	1'51.662	36.134	18.358	30.873	26.297	192,7	15	1'59.734	37.940	19.778	33.694	28.322	174,1	
14	1'51.515	36.267	18.319	30.707	26.222	183,7	22nd 92 Rossi MOOR						FAIRIUM Next Genera HUN	
15	1'51.815	36.501	18.338	30.720	26.256	184,0								

19th 42 Julius FRELLSEN Frellsen RR DEN													
1	2'02.838	43.641	18.445	31.981	28.771	196,4	1	1'55.539	41.087	18.136	30.530	25.786	181,8
2	1'54.129	37.636	18.319	31.560	26.614	186,3	2	1'49.907 *	35.408	18.359	30.634*	25.506	179,4
3	1'52.878	36.670	18.322	31.359	26.527	185,4	3	1'50.028	35.406	18.298	30.568	25.756	178,9
4	1'53.809	36.817	18.816	31.435	26.741	186,3	4	1'50.279	35.466	18.361	30.522	25.930	180,0
5	1'52.987	36.551	18.394	31.467	26.575	184,0	5	1'49.734	35.623	18.122	30.407	25.582	186,0
6	1'53.493	36.655	18.811	31.426	26.601	186,0	6	1'49.815	35.287	18.215	30.479	25.834	180,5
7	1'53.153	36.546	18.474	31.700	26.433	182,4	7	1'50.563	35.795	18.703	30.856	25.209	178,1
8	1'53.900	36.616	18.355	31.702	27.227	182,9	8	1'50.066	35.319	18.169	30.353	26.225	181,0
9	1'53.175	36.477	18.402	31.395	26.901	183,5	9	1'50.090	35.644	18.360	30.841	25.245	185,4
10	1'53.325	36.525	18.411	31.729	26.660	182,6	10	1'49.467	35.298	18.187	30.514	25.468	180,2
11	1'53.236	36.469	18.434	31.665	26.668	182,1	11	1'50.495	35.395	18.319	30.642	26.139	181,3
12	1'53.015	36.302	18.397	31.559	26.757	182,9	12	1'50.744	35.520	18.527	30.847	25.850	180,2
13	1'53.938	36.435	18.608	32.091	26.804	182,9	13	1'50.416	35.199	18.386	30.602	26.229	181,0
14	1'53.649	36.617	18.491	31.820	26.721	182,9	14	1'50.064 *	35.750	18.145	30.806	25.363*	188,3
15	1'54.156	37.099	18.471	31.694	26.892	187,7	unfinished	35.153	18.161	30.324		180,5	
							23rd 29 Filip NOVOTNÝ Brno Circuit JRT CZE						
							1	1'57.900	42.630	18.514	30.899	25.857	189,1
							2	1'50.896	35.946	17.763	31.136	26.051	192,4
							3	2'26.683	1'04.501	20.555	33.918	27.709	175,1
							4	2'13.451 P	39.149	20.076	34.522	39.704	175,6

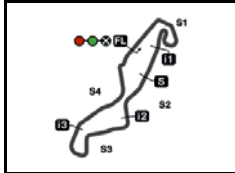
20th 21 Laszlo LORINC BRR Team HUN													
1	2'02.296	44.436	19.012	31.207	27.641	177,6	1	1'57.900	42.630	18.514	30.899	25.857	189,1
2	1'53.146	36.422	18.705	31.176	26.843	182,4	2	1'50.896	35.946	17.763	31.136	26.051	192,4
3	1'53.030	36.169	18.741	31.345	26.775	179,7	3	2'26.683	1'04.501	20.555	33.918	27.709	175,1
4	1'53.915	36.444	18.926	31.537	27.008	179,2	4	2'13.451 P	39.149	20.076	34.522	39.704	175,6
5	1'54.188	36.202	19.006	31.766	27.214	177,9	24th 95 Maxime SCHMID Team Schmid SWI						
6	1'53.848	36.235	18.953	31.527	27.133	178,1	unfinished	44.637	18.925	31.174		180,0	
7	1'53.161	36.529	18.443	31.636	26.553	182,4	25th 41 Loris DEKKERS Junior Black Knights BEL						
8	1'53.531	36.492	18.436	31.531	27.072	184,3	unfinished	43.982	18.392	31.915		188,0	
9	1'53.690	36.668	18.643	31.300	27.079	180,2							
10	1'53.230	36.058	18.686	31.775	26.711	180,5							
11	1'53.171	36.476	18.484	31.367	26.844	181,3							
12	1'53.020	36.284	18.497	31.425	26.814	182,4							
13	1'54.053	36.445	18.606	31.893	27.109	182,4							
14	1'53.593	36.381	18.506	31.749	26.957	184,3							
15	1'54.582	36.391	19.006	31.706	27.479	176,3							

21st 16 Michal PROKEŠ Brno Circuit JRT CZE													
1	2'02.519	44.865	18.808	31.497	27.349	185,1							
2	1'53.543	36.530	18.622	31.595	26.796	182,9							
3	1'53.527	36.398	18.740	31.648	26.741	178,6							
4	1'54.277	36.759	18.916	31.808	26.794	176,8							
5	1'52.804	36.616	18.494	31.282	26.412	182,1							
6	1'53.864	36.813	18.600	31.455	26.996	184,8							
7	1'53.150	36.506	18.502	31.577	26.565	181,8							
8	1'53.677	36.470	18.551	31.449	27.207	184,3							

Fastest Lap: Tibor VARGA Forty Racing HUN 1'48.731 35.153 17.663 30.311 25.604

DORNA DATA PROCESSING TIMING SERVICE DORNA DATA PROCESSING TIMING SERVICE DORNA DATA PROCESSING TIMING SERVICE DORNA DATA PROCESSING TIMING SERVICE DORNA DATA PROCESSING TIMING SERVICE DORNA DATA PROCESSING TIMING SERVICE DORNA DATA PROCESSING TIMING SERVICE DORNA DATA PROCESSING TIMING SERVICE DORNA DATA PROCESSING TIMING SERVICE DORNA DATA PROCESSES





MOTUL TT ASSEN
Official Starting Grid

4542 m.

Race : 15 laps = 68.13 km

9

25

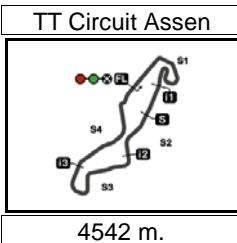
16 Michal PROKEŠ
KTM

The results are provisional until the end of the limit for protest and appeals and until the ratification of the Event Management Committee.

Time limit for protest expires 60' at the latest after publication of the results - Time:

DORNA DATA PROCESSING TIMING SERVICE DORNA DATA PROCESSING TIMING SERVICE DORNA DATA PROCESSING TIMING SERVICE DORNA DATA PROCESSING TIMING SERVICE DORNA DATA PROCESSING TIMING SERVICE DORNA DATA
PROCESSING TIMING SERVICE DORNA DATA PROCESSING TIMING SERVICE DORNA DATA PROCESSING TIMING SERVICE DORNA DATA PROCCESSES






4542 m.


MOTUL TT ASSEN

Race Nr.2

Fastest Lap of Each Rider

	Rider	Nation	Team	Motorcycle	Time	Lap Total	Gap
1	44 Tibor VARGA	HUN	Forty Racing	KTM	1'48.731	15 15	
2	10 Valentino HERRLICH	GER	Busch und Wagner Racing Team	KTM	1'48.763	15 15	0.032 0.032
3	48 Lenoxx PHOMMARA	SWI	Team Phommara	KTM	1'48.828	3 15	0.097 0.065
4	36 Jurrien VAN CRUGTEN	NED	BB64 Academy	KTM	1'48.967	15 15	0.236 0.139
5	77 Loris VENEMAN	NED	TeamNL Open Line	KTM	1'48.988	10 15	0.257 0.021
6	46 Matteo MASILI	ITA	FAIRIUM Next Generation Riders Te	KTM	1'49.027	15 15	0.296 0.039
7	20 Dustin SCHNEIDER	GER	Goblin Racing	KTM	1'49.057	15 15	0.326 0.030
8	28 Kevin FARKAS	HUN	Agria Racing Team	KTM	1'49.089	15 15	0.358 0.032
9	15 Julius COENEN	GER	Helena und Julius Racing Team - HJ	KTM	1'49.164	11 15	0.433 0.075
10	18 Noa CUYBERS	BEL	Junior Black Knights	KTM	1'49.209	15 15	0.478 0.045
11	12 Martin VINCZE	HUN	Chrobák Motorsport Egyesület	KTM	1'49.228	15 15	0.497 0.019
12	57 Kilian HOLZER	AUT	HK Racing	KTM	1'49.407	6 15	0.676 0.179
13	92 Rossi MOOR	HUN	FAIRIUM Next Generation Riders Te	KTM	1'49.467	10 14	0.736 0.060
14	7 Rocco SESSLER	GER	MCA Racing	KTM	1'50.459	3 15	1.728 0.992
15	19 Rio OLOFSEN	NED	TeamNL Open Line	KTM	1'50.518	2 15	1.787 0.059
16	3 Luca GÖTTLICHER	GER	JRP Junior Academy Team	KTM	1'50.776	10 15	2.045 0.258
17	31 Delano GREVEN	NED	KNMV/DG Motorsport by MIJN VER	KTM	1'50.790	2 15	2.059 0.014
18	29 Filip NOVOTNÝ	CZE	Brno Circuit JRT	KTM	1'50.896	2 4	2.165 0.106
19	53 Levin PHOMMARA	SWI	Team Phommara	KTM	1'50.909	12 15	2.178 0.013
20	33 David SIDOROV	UKR	SP-Moto Junior Team Ukraine	KTM	1'51.175	10 15	2.444 0.266
21	16 Michal PROKEŠ	CZE	Brno Circuit JRT	KTM	1'52.804	5 15	4.073 1.629
22	42 Julius FRELLSEN	DEN	Frellsen RR	KTM	1'52.878	3 15	4.147 0.074
23	21 Laszlo LORINC	HUN	BRR Team	KTM	1'53.020	12 15	4.289 0.142

TT Circuit Assen

Results and timing service provided by  TISSOT

NTC



4542 m.

MOTUL TT ASSEN

After the Race Nr.2

Event Best Maximum Speed



<i>Rider</i>	<i>Nation Team</i>	<i>Motorcycle</i>	<i>Km/h</i>	
12 Martin VINCZE	HUN Chrobák Motorsport Egyesület	KTM	199.3	Race Nr.2
15 Julius COENEN	GER Helena und Julius Racing Team -	KTM	199.3	Race Nr.2
28 Kevin FARKAS	HUN Agria Racing Team	KTM	199.3	Race Nr.2
46 Matteo MASILI	ITA FAIRIUM Next Generation Riders	KTM	199.0	Race Nr.2
18 Noa CUYPERS	BEL Junior Black Knights	KTM	198.0	Race Nr.2
10 Valentino HERRLICH	GER Busch und Wagner Racing Team	KTM	197.4	Race Nr.2
42 Julius FRELLSEN	DEN Frellsen RR	KTM	196.4	Race Nr.2
36 Jurrien VAN CRUGTEN	NED BB64 Academy	KTM	196.1	Race Nr.2
57 Kilian HOLZER	AUT HK Racing	KTM	196.1	Race Nr.2
48 Lenoxx PHOMMARA	SWI Team Phommara	KTM	195.8	Race Nr.2
44 Tibor VARGA	HUN Forty Racing	KTM	195.2	Race Nr.2
33 David SIDOROV	UKR SP-Moto Junior Team Ukraine	KTM	194.2	Race Nr.2
7 Rocco SESSLER	GER MCA Racing	KTM	194.2	Race Nr.2
77 Loris VENEMAN	NED TeamNL Open Line	KTM	193.6	Race Nr.2
31 Delano GREVEN	NED KNMV/DG Motorsport by MIJN VE	KTM	193.6	Race Nr.2
20 Dustin SCHNEIDER	GER Goblin Racing	KTM	193.3	Race Nr.2
53 Levin PHOMMARA	SWI Team Phommara	KTM	193.0	Race Nr.2
29 Filip NOVOTNÝ	CZE Brno Circuit JRT	KTM	192.4	Race Nr.2
19 Rio OLOFSEN	NED TeamNL Open Line	KTM	190.9	Race Nr.2
3 Luca GÖTTLICHER	GER JRP Junior Academy Team	KTM	189.7	Race Nr.2
92 Rossi MOOR	HUN FAIRIUM Next Generation Riders	KTM	188.3	Race Nr.2
41 Loris DEKKERS	BEL Junior Black Knights	KTM	188.0	Race Nr.2
16 Michal PROKEŠ	CZE Brno Circuit JRT	KTM	185.1	Race Nr.2
21 Laszlo LORINC	HUN BRR Team	KTM	184.3	Race Nr.2
95 Maxime SCHMID	SWI Team Schmid	KTM	180.0	Race Nr.2

DORNA DATA PROCESSING TIMING SERVICE DORNA DATA PROCESSING TIMING SERVICE DORNA DATA PROCESSING TIMING SERVICE DORNA DATA PROCESSING TIMING SERVICE DORNA DATA PROCESSING TIMING SERVICE DORNA DATA PROCESSING TIMING SERVICE DORNA DATA PROCESSING TIMING SERVICE DORNA DATA PROCESSING TIMING SERVICE DORNA DATA PROCECESS



Assen, Sunday, June 26, 2022

