


4542 m.

MOTUL TT ASSEN
Qualifying Practice
Classification

|  | Rider | Nation | Team | Motorcycle | Time | Lap | Total | Gap | Top Speed |
|---|-------------------------------|--------|---------------------------------|------------|-----------------|-----|-------|-------------|--------------|
| 1 | 36 Jurrien VAN CRUGTEN | NED | BB64 Academy | KTM | 1'48.800 | 13 | 15 | | 194.9 |
| 2 | 77 Loris VENEMAN | NED | TeamNL Open Line | KTM | 1'49.237 | 9 | 15 | 0.437 0.437 | 189.1 |
| 3 | 20 Dustin SCHNEIDER | GER | Goblin Racing | KTM | 1'49.463 | 7 | 14 | 0.663 0.226 | 191.5 |
| 4 | 92 Rossi MOOR | HUN | FAIRIUM Next Generation Riders | KTM | 1'49.620 | 6 | 15 | 0.820 0.157 | 190.9 |
| 5 | 18 Noa CUYPERS | BEL | Junior Black Knights | KTM | 1'49.628 | 6 | 15 | 0.828 0.008 | 192.7 |
| 6 | 48 Lenoxx PHOMMARA | SWI | Team Phommara | KTM | 1'49.786 | 9 | 16 | 0.986 0.158 | 191.8 |
| 7 | 15 Julius COENEN | GER | Helena und Julius Racing Team - | KTM | 1'49.797 | 4 | 13 | 0.997 0.011 | 193.9 |
| 8 | 28 Kevin FARKAS | HUN | Agria Racing Team | KTM | 1'49.826 | 8 | 15 | 1.026 0.029 | 193.9 |
| 9 | 44 Tibor VARGA | HUN | Forty Racing | KTM | 1'49.957 | 6 | 12 | 1.157 0.131 | 193.0 |
| 10 | 46 Matteo MASILI | ITA | FAIRIUM Next Generation Riders | KTM | 1'49.964 | 14 | 16 | 1.164 0.007 | 195.2 |
| 11 | 10 Valentino HERRLICH | GER | Busch und Wagner Racing Team | KTM | 1'49.980 | 3 | 15 | 1.180 0.016 | 189.4 |
| 12 | 12 Martin VINCZE | HUN | Chrobák Motorsport Egyesület | KTM | 1'50.100 | 8 | 15 | 1.300 0.120 | 190.3 |
| 13 | 57 Kilian HOLZER | AUT | HK Racing | KTM | 1'50.229 | 15 | 16 | 1.429 0.129 | 192.7 |
| 14 | 29 Filip NOVOTNÝ | CZE | Brno Circuit JRT | KTM | 1'50.531 | 10 | 14 | 1.731 0.302 | 190.6 |
| 15 | 7 Rocco SESSLER | GER | MCA Racing | KTM | 1'50.713 | 7 | 16 | 1.913 0.182 | 192.4 |
| 16 | 31 Delano GREVEN | NED | KNMV/DG Motorsport by MIJN VE | KTM | 1'50.852 | 15 | 16 | 2.052 0.139 | 190.9 |
| 17 | 95 Maxime SCHMID | SWI | Team Schmid | KTM | 1'50.861 | 15 | 15 | 2.061 0.009 | 192.7 |
| 18 | 19 Rio OLOFSEN | NED | TeamNL Open Line | KTM | 1'50.925 | 14 | 15 | 2.125 0.064 | 188.8 |
| 19 | 3 Luca GÖTTLICHER | GER | JRP Junior Academy Team | KTM | 1'50.973 | 11 | 15 | 2.173 0.048 | 188.0 |
| 20 | 41 Loris DEKKERS | BEL | Junior Black Knights | KTM | 1'51.638 | 13 | 15 | 2.838 0.665 | 186.3 |
| 21 | 33 David SIDOROV | UKR | SP-Moto Junior Team Ukraine | KTM | 1'51.778 | 14 | 16 | 2.978 0.140 | 192.4 |
| 22 | 21 Laszlo LORINC | HUN | BRR Team | KTM | 1'52.881 | 10 | 15 | 4.081 1.103 | 184.8 |
| 23 | 53 Levin PHOMMARA | SWI | Team Phommara | KTM | 1'53.619 | 5 | 16 | 4.819 0.738 | 190.6 |
| 24 | 42 Julius FRELLSEN | DEN | Frellsen RR | KTM | 1'53.866 | 8 | 16 | 5.066 0.247 | 188.3 |
| Not classified | | | | | | | | | |
| 16 | Michal PROKEŠ | CZE | Brno Circuit JRT | KTM | | | | | |

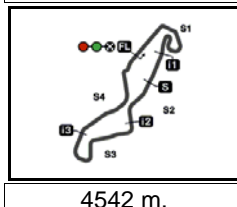
Practice condition: Dry**Air: 23°****Humidity: 65%****Ground: 29°**

| | | | | |
|-----------------------------|---------|----------------------------|-----------------|------------|
| Fastest Lap: | Lap: 13 | Jurrien VAN CRUGTEN | 1'48.800 | 150.2 Km/h |
| Best Race Lap: | 2021 | Kevin FARKAS | 1'50.628 | 147.8 Km/h |
| All Time Lap Record: | 2022 | Jurrien VAN CRUGTEN | 1'48.800 | 150.2 Km/h |

The results are provisional until the end of the limit for protest and appeals.

Time limit for protest expires 30' after publication of the results - Time:

DORNA DATA PROCESSING TIMING SERVICE DORNA DATA PROCESSING TIMING SERVICE DORNA DATA PROCESSING TIMING SERVICE DORNA DATA PROCESSING TIMING SERVICE DORNA DATA PROCESSING TIMING SERVICE DORNA DATA PROCESSING TIMING SERVICE DORNA DATA PROCESSING TIMING SERVICE DORNA DATA PROCESSING TIMING SERVICE DORNA DATA PROCESSING**Assen, Friday, June 24, 2022**



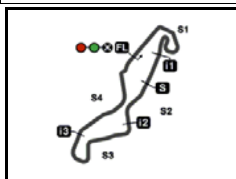
MOTUL TT ASSEN

Qualifying Practice

Top Speed & Average



| Rider | Nation | Motorcycle | Top 5 speeds | | | | | Average | Top |
|-------------------------------|------------|------------|--------------|-------|-------|-------|-------|---------|--------------|
| 46 Matteo MASILI | ITA | KTM | 195.2 | 194.5 | 192.4 | 191.5 | 191.5 | 193.0 | 195.2 |
| 36 Jurrien VAN CRUGTEN | NED | KTM | 194.9 | 192.4 | 189.4 | 187.7 | 186.8 | 190.2 | 194.9 |
| 15 Julius COENEN | GER | KTM | 193.9 | 192.4 | 189.4 | 189.4 | 189.1 | 190.8 | 193.9 |
| 28 Kevin FARKAS | HUN | KTM | 193.9 | 192.1 | 191.5 | 190.9 | 190.3 | 191.7 | 193.9 |
| 44 Tibor VARGA | HUN | KTM | 193.0 | 193.0 | 193.0 | 190.9 | 188.5 | 191.7 | 193.0 |
| 18 Noa CUYPERS | BEL | KTM | 192.7 | 191.2 | 190.9 | 190.9 | 188.5 | 190.8 | 192.7 |
| 57 Kilian HOLZER | AUT | KTM | 192.7 | 192.1 | 190.6 | 190.6 | 190.6 | 191.3 | 192.7 |
| 95 Maxime SCHMID | SWI | KTM | 192.7 | 191.8 | 191.2 | 189.7 | 188.3 | 190.7 | 192.7 |
| 7 Rocco SESSLER | GER | KTM | 192.4 | 192.1 | 189.1 | 188.8 | 188.3 | 190.1 | 192.4 |
| 33 David SIDOROV | UKR | KTM | 192.4 | 190.6 | 189.7 | 189.7 | 189.7 | 190.4 | 192.4 |
| 48 Lenox PHOMMARA | SWI | KTM | 191.8 | 191.5 | 191.2 | 190.6 | 188.5 | 190.7 | 191.8 |
| 20 Dustin SCHNEIDER | GER | KTM | 191.5 | 187.7 | 187.4 | 185.7 | 185.1 | 187.1 | 191.5 |
| 31 Delano GREVEN | NED | KTM | 190.9 | 189.1 | 188.5 | 188.3 | 187.7 | 188.9 | 190.9 |
| 92 Rossi MOOR | HUN | KTM | 190.9 | 190.3 | 190.3 | 189.1 | 187.7 | 189.7 | 190.9 |
| 29 Filip NOVOTNÝ | CZE | KTM | 190.6 | 190.0 | 187.4 | 184.0 | 183.7 | 187.1 | 190.6 |
| 53 Levin PHOMMARA | SWI | KTM | 190.6 | 188.0 | 188.0 | 187.1 | 186.3 | 188.0 | 190.6 |
| 12 Martin VINCZE | HUN | KTM | 190.3 | 188.8 | 188.5 | 187.7 | 187.1 | 188.1 | 190.3 |
| 10 Valentino HERRLICH | GER | KTM | 189.4 | 188.0 | 187.1 | 186.0 | 185.1 | 187.1 | 189.4 |
| 77 Loris VENEMAN | NED | KTM | 189.1 | 188.8 | 188.3 | 188.0 | 187.4 | 188.2 | 189.1 |
| 19 Rio OLOFSEN | NED | KTM | 188.8 | 188.0 | 187.7 | 187.1 | 187.1 | 187.7 | 188.8 |
| 42 Julius FRELLSEN | DEN | KTM | 188.3 | 188.0 | 187.4 | 186.3 | 184.3 | 186.1 | 188.3 |
| 3 Luca GÖTTLICHER | GER | KTM | 188.0 | 186.5 | 183.2 | 182.9 | 181.8 | 184.5 | 188.0 |
| 41 Loris DEKKERS | BEL | KTM | 186.3 | 185.4 | 183.7 | 183.7 | 182.6 | 184.1 | 186.3 |
| 21 Laszlo LORINC | HUN | KTM | 184.8 | 184.0 | 183.7 | 182.9 | 182.6 | 183.4 | 184.8 |
| 16 Michal PROKEŠ | CZE | KTM | 174.8 | 174.3 | | | | 174.6 | 174.8 |



4542 m.

MOTUL TT ASSEN

Qualifying Practice

Best Partial Times

NTC


IT Ideal Lap Time, sum of the best partial times*BT* Best Lap Time

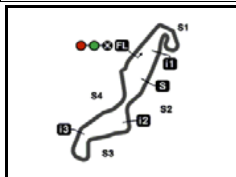
| T1 | | T2 | | T3 | | T4 | | | | IT | | BT | |
|-----|---------------|---------------|---------------|---------------|---------------|---------------|---------------|---------------|-----|-------------|----------|----------|------|
| Pos | Rider | Time | Rider | Time | Rider | Time | Rider | Time | Pos | Rider | IT | BT | |
| 1 | K.FARKAS | 35.210 | J.VAN CRUGTEN | 17.549 | J.VAN CRUGTEN | 30.266 | D.SCHNEIDER | 25.325 | 1 | J.VAN CRUGT | 1'48.520 | 1'48.800 | (1) |
| 2 | L.PHOMMARA | 35.239 | N.CUYPERS | 17.645 | D.SCHNEIDER | 30.351 | J.VAN CRUGTEN | 25.404 | 2 | L.VENEMAN | 1'48.848 | 1'49.237 | (2) |
| 3 | L.VENEMAN | 35.259 | L.VENEMAN | 17.647 | L.VENEMAN | 30.370 | M.MASILI | 25.487 | 3 | L.PHOMMARA | 1'48.905 | 1'49.786 | (6) |
| 4 | R.MOOR | 35.297 | L.PHOMMARA | 17.680 | L.PHOMMARA | 30.445 | R.MOOR | 25.529 | 4 | D.SCHNEIDER | 1'49.070 | 1'49.463 | (3) |
| 5 | J.VAN CRUGTEN | 35.301 | K.FARKAS | 17.730 | M.VINCZE | 30.457 | L.PHOMMARA | 25.541 | 5 | R.MOOR | 1'49.155 | 1'49.620 | (4) |
| 6 | J.COENEN | 35.303 | R.MOOR | 17.730 | T.VARGA | 30.475 | L.VENEMAN | 25.572 | 6 | K.FARKAS | 1'49.268 | 1'49.826 | (8) |
| 7 | N.CUYPERS | 35.347 | M.MASILI | 17.745 | D.GREVEN | 30.489 | T.VARGA | 25.596 | 7 | N.CUYPERS | 1'49.273 | 1'49.628 | (5) |
| 8 | M.VINCZE | 35.390 | D.SCHNEIDER | 17.768 | N.CUYPERS | 30.559 | M.VINCZE | 25.650 | 8 | M.MASILI | 1'49.338 | 1'49.964 | (10) |
| 9 | T.VARGA | 35.446 | V.HERRLICH | 17.779 | V.HERRLICH | 30.561 | K.FARKAS | 25.663 | 9 | M.VINCZE | 1'49.395 | 1'50.100 | (12) |
| 10 | V.HERRLICH | 35.448 | K.HOLZER | 17.816 | M.MASILI | 30.564 | L.GÖTTLICHER | 25.678 | 9 | T.VARGA | 1'49.395 | 1'49.957 | (9) |
| 11 | K.HOLZER | 35.488 | R.SESSLER | 17.867 | R.MOOR | 30.599 | V.HERRLICH | 25.685 | 11 | V.HERRLICH | 1'49.473 | 1'49.980 | (11) |
| 12 | M.MASILI | 35.542 | T.VARGA | 17.878 | K.FARKAS | 30.665 | J.COENEN | 25.714 | 12 | J.COENEN | 1'49.614 | 1'49.797 | (7) |
| 13 | D.SCHNEIDER | 35.626 | J.COENEN | 17.881 | J.COENEN | 30.716 | N.CUYPERS | 25.722 | 13 | K.HOLZER | 1'49.927 | 1'50.229 | (13) |
| 14 | R.SESSLER | 35.750 | M.SCHMID | 17.889 | M.SCHMID | 30.732 | R.SESSLER | 25.725 | 14 | D.GREVEN | 1'50.192 | 1'50.852 | (16) |
| 15 | M.SCHMID | 35.771 | D.GREVEN | 17.892 | F.NOVOTNÝ | 30.747 | K.HOLZER | 25.738 | 15 | R.SESSLER | 1'50.213 | 1'50.713 | (15) |
| 16 | R.OLOFSEN | 35.772 | M.VINCZE | 17.898 | R.OLOFSEN | 30.790 | F.NOVOTNÝ | 25.776 | 16 | M.SCHMID | 1'50.334 | 1'50.861 | (17) |
| 17 | F.NOVOTNÝ | 35.792 | R.OLOFSEN | 17.992 | R.SESSLER | 30.871 | D.GREVEN | 25.814 | 17 | F.NOVOTNÝ | 1'50.350 | 1'50.531 | (14) |
| 18 | D.SIDOROV | 35.928 | F.NOVOTNÝ | 18.035 | K.HOLZER | 30.885 | R.OLOFSEN | 25.873 | 18 | R.OLOFSEN | 1'50.427 | 1'50.925 | (18) |
| 19 | L.GÖTTLICHER | 35.975 | L.GÖTTLICHER | 18.121 | D.SIDOROV | 30.901 | M.SCHMID | 25.942 | 19 | L.GÖTTLICHE | 1'50.706 | 1'50.973 | (19) |
| 20 | D.GREVEN | 35.997 | D.SIDOROV | 18.158 | L.GÖTTLICHER | 30.932 | L.DEKKERS | 26.097 | 20 | D.SIDOROV | 1'51.205 | 1'51.778 | (21) |
| 21 | L.DEKKERS | 36.168 | L.DEKKERS | 18.235 | L.DEKKERS | 31.138 | D.SIDOROV | 26.218 | 21 | L.DEKKERS | 1'51.638 | 1'51.638 | (20) |
| 22 | L.LORINC | 36.338 | L.PHOMMARA | 18.351 | L.LORINC | 31.195 | L.LORINC | 26.593 | 22 | L.LORINC | 1'52.634 | 1'52.881 | (22) |
| 23 | J.FRELLSEN | 36.655 | J.FRELLSEN | 18.383 | J.FRELLSEN | 31.317 | L.PHOMMARA | 26.637 | 23 | J.FRELLSEN | 1'53.108 | 1'53.866 | (24) |
| 24 | L.PHOMMARA | 36.768 | L.LORINC | 18.508 | L.PHOMMARA | 31.726 | J.FRELLSEN | 26.753 | 24 | L.PHOMMARA | 1'53.482 | 1'53.619 | (23) |

These data/results cannot be reproduced, stored and/or transmitted in whole or in part by any manner of electronic, mechanical, photocopying, recording, broadcasting or otherwise now known or herein after developed without the previous express consent by the copyright owner, except for reproduction in daily press and regular printed publications on sale to the public within 60 days of the event related to those data/results and always provided that copyright symbol appears together as follows below.
© DORNA, 2022



TT Circuit Assen

Results and timing service provided by  **TISSOT**



4542 m.

MOTUL TT ASSEN
Qualifying Practice
Best Partial Times

NTC

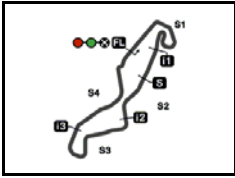
IT Ideal Lap Time, sum of the best partial times

BT Best Lap Time

| T1 | | T2 | | T3 | | T4 | | | | IT | BT | |
|------------|--------------|-------------|--------------|-------------|--------------|-------------|--------------|-------------|------------|--------------|-----------|------|
| <i>Pos</i> | <i>Rider</i> | <i>Time</i> | <i>Rider</i> | <i>Time</i> | <i>Rider</i> | <i>Time</i> | <i>Rider</i> | <i>Time</i> | <i>Pos</i> | <i>Rider</i> | | |
| | 25M.PROKEŠ | | M.PROKEŠ | 19.982 | M.PROKEŠ | 33.721 | M.PROKEŠ | | -1 | M.PROKEŠ | | (-1) |

These data/results cannot be reproduced, stored and/or transmitted in whole or in part by any manner of electronic, mechanical, photocopying, recording, broadcasting or otherwise now known or herein after developed without the previous express consent by the copyright owner, except for reproduction in daily press and regular printed publications on sale to the public within 60 days of the event related to those data/results and always provided that copyright symbol appears together as follows below.
 © DORNA, 2022






4542 m.

MOTUL TT ASSEN

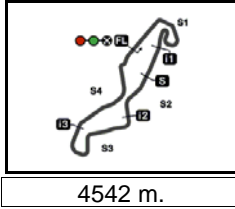
Qualifying Practice

Fastest Laps Sequence

| <i>Practice Time</i> |  <i>Rider</i> | <i>Nation</i> | <i>Motorcycle</i> | <i>Time</i> | <i>Km/h</i> | <i>Rider's Lap</i> |
|----------------------|--|---------------|-------------------|-----------------|-------------|--------------------|
| 3'53.848 | 77 Loris VENEMAN | NED | KTM | 1'49.864 | 148.8 | 2 |
| 3'56.359 | 20 Dustin SCHNEIDER | GER | KTM | 1'49.651 | 149.1 | 2 |
| 5'50.244 | 36 Jurrien VAN CRUGTEN | NED | KTM | 1'49.632 | 149.1 | 3 |
| 11'50.197 | 92 Rossi MOOR | HUN | KTM | 1'49.620 | 149.1 | 6 |
| 13'11.869 | 20 Dustin SCHNEIDER | GER | KTM | 1'49.463 | 149.3 | 7 |
| 17'23.016 | 77 Loris VENEMAN | NED | KTM | 1'49.237 | 149.6 | 9 |
| 26'50.150 | 36 Jurrien VAN CRUGTEN | NED | KTM | 1'48.800 | 150.2 | 13 |

DORNA DATA PROCESSING TIMING SERVICE DORNA DATA PROCESSING TIMING SERVICE DORNA DATA PROCESSING TIMING SERVICE DORNA DATA PROCESSING TIMING SERVICE DORNA DATA PROCESSING TIMING SERVICE DORNA DATA PROCESSING TIMING SERVICE DORNA DATA PROCESSING TIMING SERVICE DORNA DATA PROCCESSS





4542 m.

MOTUL TT ASSEN

Qualifying Practice

Chronological Analysis of Performances

* Lap / Sector time cancelled

T1 Time from finish line to 1st intermediate

T3 Time from 2nd intermed. to 3rd intermed.

P Crossing the finish line in pit lane

T2 Time from 1st intermed. to 2nd intermed.

T4 Time from 3rd intermediate to finish line

| Lap | Lap Time | T1 | T2 | T3 | T4 | Speed | Lap | Lap Time | T1 | T2 | T3 | T4 | Speed | |
|------------|-----------------|---|---------------|---------------|---------------|--------------|------------|-----------------|---|---------------|---------------|---------------|--------------|-------|
| 1st | 36 | Jurrien VAN CRUG BB64 Academy NED | | | | | | 9 | 4'08.156 | 32.576 | 18.153 | 30.768 | 27.012 | 183.7 |
| 1 | 2'10.189 | 35.388 | 18.394 | 31.851 | 26.572 | 189.4 | 10 | 1'50.688 | 36.324 | 18.137 | 30.902 | 25.325 | 191.5 | |
| 2 | 1'50.423 | 36.369 | 17.899 | 30.628 | 25.527 | 186.3 | 11 | 1'57.881 | 42.649 | 18.369 | 31.104 | 25.759 | 181.3 | |
| 3 | 1'49.632 | 35.301 | 17.775 | 30.820 | 25.736 | 187.7 | 12 | 1'58.740 P | 35.626 | 18.284 | 31.107 | 33.723 | 184.3 | |
| 4 | 1'49.718 | 35.603 | 17.549 | 30.467 | 26.099 | 194.9 | 13 | 3'16.013 | 41.560 | 18.301 | 31.270 | 26.548 | 187.4 | |
| 5 | 1'50.239 | 35.365 | 18.432 | 30.885 | 25.557 | 183.2 | 14 | 1'53.112 | 36.469 | 18.229 | 31.062 | 27.352 | 182.9 | |
| 6 | 2'00.124 P | 35.500 | 17.841 | 30.903 | 35.880 | 186.3 | 4th | 92 | Rossi MOOR FAIRIUM Next Gener HUN | | | | | |
| 7 | 4'01.662 | 35.206 | 18.637 | 30.888 | 25.574 | 177.9 | 1 | 2'04.240 | 32.987 | 18.371 | 31.859 | 26.201 | 180.2 | |
| 8 | 1'50.779 | 35.707 | 17.992 | 31.027 | 26.053 | 186.3 | 2 | 1'50.109 | 35.854 | 17.977 | 30.749 | 25.529 | 190.3 | |
| 9 | 1'54.709 | 38.143 | 18.143 | 31.206 | 27.217 | 183.7 | 3 | 1'50.178 | 35.539 | 17.960 | 30.858 | 25.821 | 185.4 | |
| 10 | 1'50.976 | 36.168 | 17.764 | 31.004 | 26.040 | 186.3 | 4 | 2'00.955 P | 37.78* | 18.084 | 31.265 | 33.824 | 184.6 | |
| 11 | 2'03.279 | 39.128 | 18.309 | 36.334 | 29.508 | 186.8 | 5 | 2'15.095 | 34.592 | 19.194 | 30.785 | 25.838 | 181.8 | |
| 12 | 1'49.620 | 35.740 | 17.887 | 30.589 | 25.404 | 185.7 | 6 | 1'49.620 | 35.339 | 17.890 | 30.791 | 25.600 | 190.3 | |
| 13 | 1'48.800 | 35.356 | 17.553 | 30.266 | 25.625 | 192.4 | 7 | 1'51.330 | 35.529 | 18.109 | 31.088 | 26.604 | 180.7 | |
| 14 | 1'49.823 | 35.620 | 18.032 | 30.455 | 25.716 | 183.5 | 8 | 1'49.641 | 35.297 | 17.909 | 30.599 | 25.836 | 187.7 | |
| 15 | 1'50.148 | 35.569 | 17.942 | 30.930 | 25.707 | 184.3 | 9 | 1'52.738 | 38.227 | 18.119 | 30.788 | 25.604 | 189.1 | |
| 2nd | 77 | Loris VENEMAN TeamNL Open Line NED | | | | | | 10 | 1'53.682 | 35.860 | 18.479 | 31.380 | 27.963 | 181.6 |
| 1 | 2'03.984 | 33.673 | 18.421 | 31.205 | 25.941 | 188.3 | 11 | 2'00.635 P | 38.437 | 17.988 | 30.902 | 33.308 | 186.8 | |
| 2 | 1'49.864 | 35.812 | 17.887 | 30.455 | 25.710 | 187.4 | 12 | 3'18.267 | 39.655 | 18.187 | 31.639 | 28.100 | 185.1 | |
| 3 | 1'51.072 | 35.972 | 18.204 | 30.834 | 26.062 | 182.1 | 13 | 1'50.119 | 35.875 | 17.849 | 30.687 | 25.708 | 185.4 | |
| 4 | 2'01.485 P | 38.115 | 17.808 | 31.128 | 34.434 | 188.8 | 14 | 1'56.106 | 38.570 | 18.456 | 32.635 | 26.445 | 186.5 | |
| 5 | 2'14.684 | 34.568 | 18.089 | 30.750 | 26.192 | 185.1 | 15 | 1'51.277 | 35.643 | 17.730 | 31.242 | 26.662 | 190.9 | |
| 6 | 1'49.780 | 35.259 | 17.647 | 30.759 | 26.115 | 189.1 | 5th | 18 | Noa CUYPERS Junior Black Knights BEL | | | | | |
| 7 | 1'49.835 | 35.409 | 18.015 | 30.671 | 25.740 | 186.0 | 1 | 2'04.927 | 33.494 | 19.063 | 31.637 | 26.301 | 174.6 | |
| 8 | 1'53.075 | 38.546 | 18.118 | 30.839 | 25.572 | 188.0 | 2 | 1'50.018 | 35.769 | 17.783 | 30.744 | 25.722 | 188.5 | |
| 9 | 1'49.237 | 35.284 | 17.771 | 30.370 | 25.812 | 186.5 | 3 | 1'50.760 | 35.714 | 17.645 | 30.994 | 26.407 | 190.9 | |
| 10 | 1'54.637 | 37.913 | 17.719 | 31.492 | 27.513 | 187.4 | 4 | 2'01.329 P | 37.457 | 18.190 | 31.032 | 34.650 | 187.4 | |
| 11 | 2'00.562 P | 36.730 | 17.821 | 31.082 | 34.929 | 186.8 | 5 | 2'14.547 | 34.115 | 18.052 | 30.737 | 25.972 | 188.3 | |
| 12 | 3'18.098 | 34.879 | 18.230 | 31.655 | 28.767 | 180.0 | 6 | 1'49.628 | 35.347 | 17.787 | 30.559 | 25.935 | 188.3 | |
| 13 | 1'51.098 | 36.181 | 17.890 | 30.921 | 26.106 | 185.4 | 7 | 1'50.560 | 35.486 | 17.753 | 30.798 | 26.523 | 190.9 | |
| 14 | 1'54.662 | 37.655 | 18.814 | 31.277 | 26.916 | 176.1 | 8 | 1'50.129 | 35.590 | 17.844 | 30.712 | 25.983 | 186.8 | |
| 15 | 1'51.732 * | 36.062 | 17.831 | 31.185 | 26.654* | 186.5 | 9 | 1'51.372 | 36.014 | 18.013 | 30.859 | 26.486 | 191.2 | |
| 3rd | 20 | Dustin SCHNEIDER Goblin Racing GER | | | | | | 10 | 1'52.696 | 35.883 | 18.367 | 31.533 | 26.913 | 180.2 |
| 1 | 2'06.708 | 34.880 | 18.075 | 31.234 | 25.542 | 185.1 | 11 | 2'03.503 P | 40.482 | 17.914 | 30.916 | 34.191 | 188.0 | |
| 2 | 1'49.651 | 35.678 | 17.768 | 30.843 | 25.362 | 185.7 | 12 | 3'16.380 | 37.312 | 18.616 | 32.153 | 28.402 | 178.6 | |
| 3 | 1'50.005 | 35.670 | 17.926 | 30.693 | 25.716 | 183.5 | 13 | 1'51.866 | 36.401 | 18.466 | 30.650 | 26.349 | 179.2 | |
| 4 | 1'51.378 | 36.372 | 17.907 | 30.776 | 26.323 | 187.7 | 14 | 1'53.526 | 36.346 | 18.516 | 32.066 | 26.598 | 181.0 | |
| 5 | 1'51.499 | 35.966 | 18.461 | 30.914 | 26.158 | 178.9 | 15 | 1'53.863 | 37.502 | 18.025 | 31.200 | 27.136 | 192.7 | |
| 6 | 1'53.165 | 35.787 | 19.063 | 32.492 | 25.823 | 176.3 | 6th | 48 | Lenoxx PHOMMAR Team Phommara SWI | | | | | |
| 7 | 1'49.463 | 35.643 | 17.879 | 30.351 | 25.590 | 185.1 | 1 | 2'03.768 | 33.370 | 18.748 | 31.884 | 26.479 | 178.9 | |
| 8 | 1'58.483 P | 36.379 | 17.906 | 30.487 | 33.711 | 184.0 | | | | | | | | |

Fastest Lap: Jurrien VAN CRUGTEN BB64 Academy NED **1'48.800** 35.356 17.553 30.266 25.625

DORNA DATA PROCESSING TIMING SERVICE DORNA DATA PROCESSING TIMING SERVICE DORNA DATA PROCESSING TIMING SERVICE DORNA DATA PROCESSING TIMING SERVICE DORNA DATA PROCESSING TIMING SERVICE DORNA DATA PROCESSING TIMING SERVICE DORNA DATA PROCCESSS



NORTHERN TALENT CUP



Qualifying Practice

NTC

| Lap | Lap Time | T1 | T2 | T3 | T4 | Speed | Lap | Lap Time | T1 | T2 | T3 | T4 | Speed |
|-----|-----------------|--------|--------|--------|--------|-------|-----|-----------------|--------|--------|--------|--------|-------|
| 9 | 1'52.176 | 35.697 | 18.371 | 31.444 | 26.664 | 181.8 | 11 | 1'54.889 | 37.266 | 18.938 | 31.539 | 27.146 | 180.0 |
| 10 | 1'54.593 | 39.179 | 18.055 | 30.748 | 26.611 | 187.1 | 12 | 1'54.930 | 36.392 | 18.478 | 32.822 | 27.238 | 182.4 |
| 11 | 2'01.041 P | 38.737 | 18.006 | 30.846 | 33.452 | 190.3 | 13 | 1'59.887 | 38.278 | 19.715 | 33.232 | 28.662 | 170.0 |
| 12 | 3'16.434 | 35.998 | 18.053 | 31.479 | 27.930 | 184.0 | 14 | 1'51.094 | 35.777 | 18.089 | 31.125 | 26.103 | 186.5 |
| 13 | 1'51.908 | 35.819 | 18.454 | 30.990 | 26.645 | 181.0 | 15 | 1'53.773 | 36.016 | 18.805 | 30.984 | 27.968 | 172.6 |
| 14 | 1'53.533 | 35.983 | 18.158 | 31.060 | 28.332 | 187.1 | 16 | 1'53.637 | 36.294 | 18.172 | 31.706 | 27.465 | 186.3 |
| 15 | 1'54.221 | 38.824 | 17.946 | 30.501 | 26.950 | 188.5 | | | | | | | |

13th **57** Kilian HOLZER HK Racing AUT

| | | | | | | |
|----|-----------------|--------|--------|--------|--------|-------|
| 1 | 2'09.978 | 35.312 | 18.438 | 32.362 | 26.878 | 189.4 |
| 2 | 1'52.518 | 36.486 | 18.489 | 31.180 | 26.363 | 184.8 |
| 3 | 1'51.734 | 36.051 | 18.234 | 31.156 | 26.293 | 186.8 |
| 4 | 1'51.613 | 35.929 | 18.229 | 31.281 | 26.174 | 185.4 |
| 5 | 2'10.881 | 38.594 | 20.902 | 39.274 | 32.111 | 160.6 |
| 6 | 1'54.879 | 36.621 | 18.606 | 32.894 | 26.758 | 180.2 |
| 7 | 1'50.905 | 35.488 | 17.978 | 31.004 | 26.435 | 190.6 |
| 8 | 1'52.602 | 37.092 | 18.329 | 31.272 | 25.909 | 188.8 |
| 9 | 1'50.503 | 35.560 | 17.902 | 31.185 | 25.856 | 190.6 |
| 10 | 1'52.427 | 35.937 | 18.037 | 31.089 | 27.364 | 192.7 |
| 11 | 1'52.392 | 36.652 | 18.165 | 31.837 | 25.738 | 188.0 |
| 12 | 1'55.950 | 35.888 | 17.995 | 32.523 | 29.544 | 187.1 |
| 13 | 1'53.812 | 36.206 | 18.267 | 32.905 | 26.434 | 186.8 |
| 14 | 1'51.827 | 36.665 | 18.042 | 31.249 | 25.871 | 192.1 |
| 15 | 1'50.229 | 35.631 | 17.816 | 30.958 | 25.824 | 190.6 |
| 16 | 1'50.236 | 35.553 | 17.836 | 30.885 | 25.962 | 189.7 |

14th **29** Filip NOVOTNÝ Brno Circuit JRT CZE

| | | | | | | |
|----|-----------------|---------|--------|--------|---------|-------|
| 1 | 2'11.859 | 36.501 | 18.912 | 32.808 | 27.169 | 190.6 |
| 2 | 1'53.275 * | 36.400 | 18.218 | 31.372 | 27.285* | 190.0 |
| 3 | 1'57.587 P | 36.751* | 18.235 | 31.251 | 31.343 | 183.7 |
| 4 | 3'30.491 * | 49.541 | 18.300 | 31.273 | 26.505* | 183.5 |
| 5 | 1'51.249 | 36.309 | 18.162 | 31.002 | 25.776 | 184.0 |
| 6 | 1'51.445 * | 35.792 | 18.280 | 31.040 | 26.333* | 182.1 |
| 7 | 1'51.799 | 35.999 | 18.308 | 31.123 | 26.369 | 180.7 |
| 8 | 1'57.238 P | 36.314 | 18.569 | 31.484 | 30.871 | 180.2 |
| 9 | 4'00.366 | 46.560 | 19.391 | 31.653 | 26.505 | 175.1 |
| 10 | 1'50.531 | 35.930 | 18.035 | 30.747 | 25.819 | 187.4 |
| 11 | 1'52.331 | 36.079 | 18.625 | 31.237 | 26.390 | 181.6 |
| 12 | 1'51.296 | 35.974 | 18.366 | 30.906 | 26.050 | 180.7 |
| 13 | 1'51.646 | 36.169 | 18.312 | 30.989 | 26.176 | 181.3 |
| 14 | 1'52.469 | 36.282 | 18.595 | 31.205 | 26.387 | 177.9 |

15th **7** Rocco SESSLER MCA Racing GER

| | | | | | | |
|----|-----------------|--------|--------|--------|--------|-------|
| 1 | 2'05.896 | 34.127 | 18.659 | 32.428 | 26.722 | 185.7 |
| 2 | 1'51.100 | 36.110 | 18.030 | 31.235 | 25.725 | 188.8 |
| 3 | 1'50.897 | 35.837 | 17.867 | 31.153 | 26.040 | 188.3 |
| 4 | 1'51.654 | 36.144 | 17.969 | 31.373 | 26.168 | 192.1 |
| 5 | 1'51.090 | 35.977 | 17.975 | 31.358 | 25.780 | 192.4 |
| 6 | 1'51.124 | 35.750 | 18.230 | 31.158 | 25.986 | 187.7 |
| 7 | 1'50.713 | 35.819 | 18.189 | 30.919 | 25.786 | 186.0 |
| 8 | 1'51.147 | 36.271 | 17.884 | 31.014 | 25.978 | 189.1 |
| 9 | 1'51.005 | 35.856 | 17.979 | 30.871 | 26.299 | 187.7 |
| 10 | 1'51.678 | 36.007 | 18.077 | 31.221 | 26.373 | 188.0 |

16th **31** Delano GREVEN KNMV/DG Motorsport NED

| | | | | | | |
|----|-----------------|--------|--------|--------|---------|-------|
| 1 | 2'11.536 * | 35.686 | 18.666 | 32.312 | 27.021* | 190.9 |
| 2 | 1'52.841 | 36.565 | 18.506 | 31.336 | 26.434 | 185.4 |
| 3 | 1'53.310 | 36.795 | 18.498 | 31.471 | 26.546 | 182.9 |
| 4 | 1'53.228 * | 36.550 | 18.627 | 31.521 | 26.530* | 181.0 |
| 5 | 1'54.162 | 37.350 | 18.392 | 32.157 | 26.263 | 184.8 |
| 6 | 1'52.550 | 36.697 | 18.451 | 31.195 | 26.207 | 183.7 |
| 7 | 1'52.762 | 36.619 | 18.725 | 31.233 | 26.185 | 179.7 |
| 8 | 1'53.779 | 36.397 | 18.791 | 31.855 | 26.736 | 180.0 |
| 9 | 1'59.510 | 42.917 | 19.142 | 31.307 | 26.144 | 173.6 |
| 10 | 1'53.606 | 36.628 | 18.175 | 31.756 | 27.047 | 188.5 |
| 11 | 1'51.549 | 36.559 | 17.940 | 31.104 | 25.946 | 187.7 |
| 12 | 1'58.078 | 36.592 | 18.488 | 33.655 | 29.343 | 182.1 |
| 13 | 1'52.911 | 36.524 | 18.237 | 31.882 | 26.268 | 185.7 |
| 14 | 1'51.406 | 36.509 | 18.273 | 30.810 | 25.814 | 183.2 |
| 15 | 1'50.852 | 35.997 | 17.892 | 30.489 | 26.474 | 189.1 |
| 16 | 1'51.887 | 36.219 | 18.126 | 31.202 | 26.340 | 188.3 |

17th **95** Maxime SCHMID Team Schmid SWI

| | | | | | | |
|----|-----------------|--------|--------|--------|--------|-------|
| 1 | 2'12.308 | 36.506 | 18.678 | 32.236 | 27.525 | 188.3 |
| 2 | 1'54.159 | 37.252 | 18.276 | 32.182 | 26.449 | 191.2 |
| 3 | 1'52.608 | 36.354 | 18.180 | 31.368 | 26.706 | 187.1 |
| 4 | 1'52.514 | 36.486 | 18.335 | 31.343 | 26.350 | 183.2 |
| 5 | 2'06.128 P | 36.534 | 18.554 | 32.005 | 39.035 | 182.4 |
| 6 | 3'14.461 | 44.051 | 19.540 | 33.473 | 26.596 | 173.3 |
| 7 | 1'51.716 | 36.702 | 18.011 | 31.038 | 25.965 | 192.7 |
| 8 | 1'51.566 | 35.771 | 17.904 | 30.989 | 26.902 | 189.7 |
| 9 | 1'51.458 | 35.943 | 18.251 | 31.154 | 26.110 | 184.3 |
| 10 | 2'03.142 P | 37.344 | 18.485 | 31.557 | 35.756 | 182.9 |
| 11 | 2'15.697 | 36.243 | 18.599 | 31.929 | 26.681 | 184.3 |
| 12 | 1'53.162 | 36.565 | 18.798 | 31.384 | 26.415 | 181.0 |
| 13 | 1'51.576 | 36.222 | 18.183 | 31.004 | 26.167 | 185.1 |
| 14 | 1'51.245 | 36.219 | 18.059 | 30.732 | 26.235 | 187.4 |
| 15 | 1'50.861 | 36.187 | 17.889 | 30.843 | 25.942 | 191.8 |

18th **19** Rio OLOFSEN TeamNL Open Line NED

| | | | | | | |
|----|-----------------|--------|--------|--------|--------|-------|
| 1 | 2'05.462 | 34.585 | 18.409 | 31.511 | 26.188 | 184.3 |
| 2 | 1'51.421 | 36.095 | 18.384 | 31.069 | 25.873 | 181.8 |
| 3 | 1'51.533 | 36.214 | 18.105 | 31.116 | 26.098 | 187.1 |
| 4 | 1'51.439 | 35.912 | 18.004 | 31.231 | 26.292 | 188.0 |
| 5 | 1'51.819 | 35.976 | 18.399 | 31.388 | 26.056 | 186.8 |
| 6 | 1'53.349 | 36.103 | 18.604 | 31.672 | 26.970 | 181.6 |
| 7 | 1'51.030 | 35.822 | 18.182 | 30.987 | 26.039 | 186.3 |
| 8 | 1'51.487 | 36.103 | 18.295 | 31.031 | 26.058 | 185.4 |
| 9 | 2'00.591 P | 37.465 | 18.782 | 31.675 | 32.669 | 178.1 |
| 10 | 4'04.375 | 44.849 | 18.873 | 31.137 | 26.080 | 179.4 |

| | | | | | | | | |
|---------------------|---------------------|--------------|-----|-----------------|--------|--------|--------|--------|
| Fastest Lap: | Jurrien VAN CRUGTEN | BB64 Academy | NED | 1'48.800 | 35.356 | 17.553 | 30.266 | 25.625 |
|---------------------|---------------------|--------------|-----|-----------------|--------|--------|--------|--------|

DORNA DATA PROCESSING TIMING SERVICE DORNA DATA PROCESSING TIMING SERVICE DORNA DATA PROCESSING TIMING SERVICE DORNA DATA PROCESSING TIMING SERVICE DORNA DATA PROCESSING TIMING SERVICE DORNA DATA PROCESSING TIMING SERVICE DORNA DATA PROCESSING TIMING SERVICE DORNA DATA PROCESSING TIMING SERVICE DORNA DATA PROCESSESS



Qualifying Practice

NTC

| Lap | Lap Time | T1 | T2 | T3 | T4 | Speed | Lap | Lap Time | T1 | T2 | T3 | T4 | Speed |
|-----|-----------------|--------|--------|--------|--------|-------|-----|----------|----|----|----|----|-------|
| 13 | 1'55.057 | 36.655 | 18.611 | 31.965 | 27.826 | 187.4 | | | | | | | |
| 14 | 1'55.094 | 37.213 | 18.713 | 31.806 | 27.362 | 184.3 | | | | | | | |
| 15 | 1'55.901 | 37.460 | 19.039 | 32.011 | 27.391 | 179.2 | | | | | | | |
| 16 | 2'00.120 | 37.563 | 19.050 | 33.075 | 30.432 | 178.1 | | | | | | | |

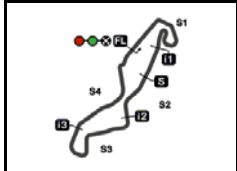
25th 16 Michal PROKEŠ Brno Circuit JRT CZE

| | | | | | | | | | | | | | |
|---|------------|--------|--------|--------|---------|-------|--|--|--|--|--|--|--|
| 1 | 2'11.696 * | 34.283 | 19.982 | 33.721 | 28.605* | 174.3 | | | | | | | |
| | unfinished | 38.302 | | | | 174.8 | | | | | | | |

Fastest Lap: Jurrien VAN CRUGTEN BB64 Academy NED **1'48.800** 35.356 17.553 30.266 25.625

DORNA DATA PROCESSING TIMING SERVICE DORNA DATA PROCESSING TIMING SERVICE DORNA DATA PROCESSING TIMING SERVICE DORNA DATA PROCESSING TIMING SERVICE DORNA DATA PROCESSING TIMING SERVICE DORNA DATA PROCESSING TIMING SERVICE DORNA DATA PROCESSING TIMING SERVICE DORNA DATA PROCESSING TIMING SERVICE DORNA DATA PROCESSING TIMING SERVICE DORNA DATA PROCCESSSS





MOTUL TT ASSEN
Official Starting Grid

4542 m.

Race : 15 laps = 68.13 km



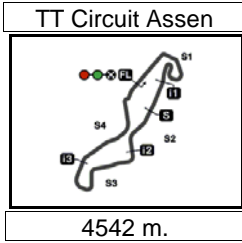
| | | | | | |
|---|--|---|--|----|---|
| 1 | 1 1'48.800 36 Jurrien VAN CRUGTEN KTM | 2 | 2 1'49.237 77 Loris VENEMAN KTM | 3 | 3 1'49.463 20 Dustin SCHNEIDER KTM |
| 2 | 4 1'49.620 92 Rossi MOOR KTM | 3 | 5 1'49.628 18 Noa CUYPERS KTM | 4 | 6 1'49.786 48 Lenox PHOMMARA KTM |
| 3 | 7 1'49.797 15 Julius COENEN KTM | 4 | 8 1'49.826 28 Kevin FARKAS KTM | 5 | 9 1'49.957 44 Tibor VARGA KTM |
| 4 | 10 1'49.964 46 Matteo MASILI KTM | 5 | 11 1'49.980 10 Valentino HERRLICH KTM | 6 | 12 1'50.100 12 Martin VINCZE KTM |
| 5 | 13 1'50.229 57 Kilian HOLZER KTM | 6 | 14 1'50.531 29 Filip NOVOTNÝ KTM | 7 | 15 1'50.713 7 Rocco SESSLER KTM |
| 6 | 16 1'50.852 31 Delano GREVEN KTM | 7 | 17 1'50.861 95 Maxime SCHMID KTM | 8 | 18 1'50.925 19 Rio OLOFSEN KTM |
| 7 | 19 1'50.973 3 Luca GÖTTLICHER KTM | 8 | 20 1'51.638 41 Loris DEKKERS KTM | 9 | 21 1'51.778 33 David SIDOROV KTM |
| 8 | 22 1'52.881 21 Laszlo LORINC KTM | 9 | 23 1'53.619 53 Levin PHOMMARA KTM | 10 | 24 1'53.866 42 Julius FRELLSEN KTM |

The results are provisional until the end of the limit for protest and appeals and until the ratification of the Event Management Committee.

Time limit for protest expires 60' at the latest after publication of the results - Time:

DORNA DATA PROCESSING TIMING SERVICE DORNA DATA PROCESSING TIMING SERVICE DORNA DATA PROCESSING TIMING SERVICE DORNA DATA PROCESSING TIMING SERVICE DORNA DATA PROCESSING TIMING SERVICE DORNA DATA PROCESSING TIMING SERVICE DORNA DATA PROCESSING TIMING SERVICE DORNA DATA PROCESSES





MOTUL TT ASSEN
Official Starting Grid

4542 m.

Race : 15 laps = 68.13 km

9

25

16 Michal PROKEŠ
KTM

The results are provisional until the end of the limit for protest and appeals and until the ratification of the Event Management Committee.

Time limit for protest expires 60' at the latest after publication of the results - Time:

DORNA DATA PROCESSING TIMING SERVICE DORNA DATA PROCESSING TIMING SERVICE DORNA DATA PROCESSING TIMING SERVICE DORNA DATA PROCESSING TIMING SERVICE DORNA DATA PROCESSING TIMING SERVICE DORNA DATA PROCESSING TIMING SERVICE DORNA DATA PROCESSING TIMING SERVICE DORNA DATA PROCEESSS

