

Pirelli Emilia-Romagna Round, 10-12 June 2022
Results Race 1

Laps 18 = 76,068 Km - Time of Race 29'34.863 - Avg. 154,291 km/h

Pos	Grid	No. Rider	Nat	Team	Bike	Class	LL	Gap	Rel.	Fastest Lap	Speed	Qualifying	Speed
1	1	77 D. AEGERTER	SUI	Ten Kate Racing Yamaha	Yamaha YZF R6		18			1'37.806	239,5	1'37.173	236,3
2	P 3	7 L. BALDASSARRI	ITA	Evan Bros.WorldSSP Yamaha Team	Yamaha YZF R6		18	0.006	0.006	1'37.892	242,7	1'37.504	237,9
3	2	11 N. BULEGA	ITA	Aruba.it Racing WorldSSP Team	Ducati Panigale V2		18	0.080	0.074	1'37.765	238,9	1'37.427	237,9
4	7	61 C. ONCU	TUR	Kawasaki Puccetti Racing	Kawasaki ZX-6R		18	16.959	16.879	1'38.640	238,9	1'37.995	240,5
5	9	62 S. MANZI	ITA	Dynavolt Triumph	Triumph Street Triple RS		18	16.991	0.032	1'38.603	240,0	1'38.032	242,2
6	5	55 Y. MONTELLA	ITA	Kawasaki Puccetti Racing	Kawasaki ZX-6R		18	17.028	0.037	1'38.716	237,4	1'37.844	238,9
7	8	16 J. CLUZEL	FRA	GMT94 Yamaha	Yamaha YZF R6		18	17.220	0.192	1'38.636	241,1	1'37.995	237,4
8	17	27 M. CASADEI	ITA	MV Agusta Reparto Corse	MV Agusta F3 800 RR		18	22.476	5.256	1'39.012	244,3	1'38.414	238,9
9	6	25 M. BRENNER	SUI	VFT Racing	Yamaha YZF R6	*	18	28.004	5.528	1'39.047	233,3	1'37.936	233,3
10	23	99 A. HUERTAS	ESP	MTM Kawasaki	Kawasaki ZX-6R		18	33.910	5.906	1'39.379	237,4	1'39.030	237,4
11	27	38 H. SOOMER	EST	Dynavolt Triumph	Triumph Street Triple RS		18	34.540	0.630	1'39.685	242,2	1'39.302	239,5
12	16	56 P. SEBESTYEN	HUN	Evan Bros.WorldSSP Yamaha Team	Yamaha YZF R6		18	34.767	0.227	1'39.600	242,7	1'38.379	237,9
13	11	94 A. VERDOIA	FRA	GMT94 Yamaha	Yamaha YZF R6		18	35.588	0.821	1'39.759	240,5	1'38.174	240,5
14	24	24 L. TACCINI	ITA	Ten Kate Racing Yamaha	Yamaha YZF R6		18	35.972	0.384	1'39.653	242,2	1'39.037	240,5
15	21	29 N. SPINELLI	ITA	D34G Racing	Ducati Panigale V2	*	18	36.586	0.614	1'39.731	238,9	1'38.804	238,4
16	13	73 M. KOFLER	AUT	CM Racing	Ducati Panigale V2		18	37.803	1.217	1'39.627	242,7	1'38.288	238,9
17	28	13 L. OTTAVIANI	ITA	Altogo Racing Team	Yamaha YZF R6		18	39.784	1.981	1'39.930	238,4	1'39.349	234,3
18	29	22 F. FULIGNI	ITA	D34G Racing	Ducati Panigale V2	*	18	44.045	4.261	1'40.046	237,4	1'39.350	233,8
19	26	50 O. VOSTATEK	CZE	MS Racing Yamaha WorldSSP	Yamaha YZF R6		18	44.604	0.559	1'39.965	235,8	1'39.223	239,5
20	32	36 S. KROEZE	NED	Kallio Racing	Yamaha YZF R6	*	18	57.715	13.111	1'40.804	239,5	1'40.286	236,8
21	22	54 B. SOFUOGLU	TUR	MV Agusta Reparto Corse	MV Agusta F3 800 RR	*	18	1'28.339	30.624	1'39.564	235,8	1'38.856	240,0
22	14	3 R. DE ROSA	ITA	Orelac Racing Verdatura WorldSSP	Ducati Panigale V2		15	3 Laps	3 Laps	1'38.814	240,0	1'38.306	236,3
23	10	32 O. BAYLISS	AUS	BARNI Spark Racing Team	Ducati Panigale V2		14	4 Laps	1 Lap	1'39.080	238,4	1'38.154	238,9
-----Not Classified-----													
RET	15	10 U. ORRADRE	ESP	MS Racing Yamaha WorldSSP	Yamaha YZF R6		14	4 Laps		1'39.259	244,3	1'38.376	245,5
RET	25	17 K. SMITH	GBR	VFT Racing	Yamaha YZF R6		13	5 Laps		1'38.919	239,5	1'39.133	232,8
RET	4	64 F. CARICASULO	ITA	Althea Racing	Ducati Panigale V2		11	7 Laps		1'38.789	238,4	1'37.714	236,8
RET	18	52 P. HOBELSBERGER	GER	Kallio Racing	Yamaha YZF R6		8	10 Laps		1'40.016	238,9	1'38.641	237,4
RET	30	21 B. CURRIE	AUS	Motozoo Racing by Puccetti	Kawasaki ZX-6R		5	13 Laps		1'40.235	234,8	1'39.566	233,3
RET	31	6 J. BUIJS	NED	Motozoo Racing by Puccetti	Kawasaki ZX-6R	*	2	16 Laps		1'41.446	236,3	1'39.861	234,8
RET	12	28 G. VAN STRAALEN	NED	EAB Racing Team	Yamaha YZF R6		0					1'38.229	233,3
RET	19	90 M. PATACCA	ITA	Renzi Corse	Ducati Panigale V2		0					1'38.739	241,1
RET	20	69 T. BOOTH-AMOS	GBR	Prodina Racing WorldSSP	Kawasaki ZX-6R	*	0					1'38.790	240,0

AIR	Humidity:	50%	Temp:	26°C
TRACK	Condition:	Dry	Temp:	44°C

Records	Pole [SP]	2022	D.Aegerter	1'37.173	156,56 Km/h
	Race [RC]	2018	S.Cortese	1'38.193	154,94 Km/h
	All Times [SP]	2022	D.Aegerter	1'37.173	156,56 Km/h
Race Fastest Lap	[New Record]	Lap 3	N.Bulega	1'37.765	155,61 Km/h

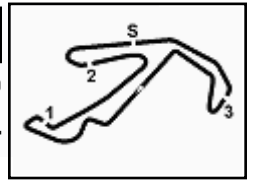
LAP LEADERS				
No. Rider	From	To	Laps	Total
11 N. BULEGA	1	16	16	16
77 D. AEGERTER	17	17	1	1
7 L. BALDASSARRI	18	18	1	1

TOTAL LEADER LAPS	
No. Rider	Laps
77 D. AEGERTER	44
61 C. ONCU	23
7 L. BALDASSARRI	19
11 N. BULEGA	19
28 G. VAN STRAALEN	9
16 J. CLUZEL	1

11/06/2022 Start 15:15 End 15:50 The results are provisional until the end of the time limit for protests and appeals and the completion of the technical checks.

These data/results cannot be reproduced, stored and/or transmitted in whole or in part by any manner of electronic, mechanical, photocopying, recording, broadcasting or otherwise now known or herein after developed without the previous express consent by the copyright owner, except for reproduction in daily press and regular printed publications on sale to the public within 60 days of the event related to those data/results and always provided that copyright symbol appears together as follows below.

© DORNA WSBK ORGANIZATION Srl 2022



Pirelli Emilia-Romagna Round, 10-12 June 2022
Results Race 1

* WorldSSP Challenge

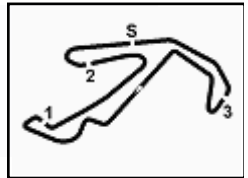
Race Highlights

Time	No. Rider	Description
15.13.05		Warm-up Lap Start
15.15.29		Start
15.16.30	54 B. SOFUOGLU	Crashed - Turn 8
15.16.30	69 T. BOOTH-AMOS	Crashed - Turn 8
15.16.30	90 M. PATACCA	Crashed - Turn 8
15.17.01	54 B. SOFUOGLU	Re-joined
15.18.28		Incident involving 54- 69 - 90 will be investigated after the race
15.18.41	69 T. BOOTH-AMOS	Not Actively Competing
15.18.44	90 M. PATACCA	Not Actively Competing
15.19.54	28 G. VAN STRAALLEN	Technical Problem - Turn 10
15.20.00	28 G. VAN STRAALLEN	Not Actively Competing
15.20.34	6 J. BUIS	Crashed - Turn 13
15.21.05	32 O. BAYLISS	Crashed - Re-Joined - Turn 2
15.21.35	6 J. BUIS	Not Actively Competing
15.22.34	3 R. DE ROSA	Crashed - Turn 2
15.22.35	32 O. BAYLISS	Entered Pits
15.22.53	3 R. DE ROSA	Re-joined
15.23.00		No Jump Start
15.24.32	3 R. DE ROSA	Entered Pits
15.24.35	21 B. CURRIE	Crashed - Turn 4
15.24.54	21 B. CURRIE	Not Actively Competing
15.29.02	52 P. HOBELBERGER	Entered Pits
15.29.18	3 R. DE ROSA	Exited Pits
15.29.42	32 O. BAYLISS	Exited Pits
15.31.12	52 P. HOBELBERGER	Retired
15.35.26	64 F. CARICASULO	Technical Problem - Turn 14
15.35.33		2/3 of Race Distance Completed
15.36.38	64 F. CARICASULO	Not Actively Competing
15.37.35	17 K. SMITH	Crashed - Turn 3
15.38.34	17 K. SMITH	Not Actively Competing
15.40.45	10 U. ORRADRE	Entered Pits
15.41.26	10 U. ORRADRE	Retired
15.46.12		Results Under Review
15.48.02	7 L. BALDASSARRI	Penalized to Drop 1 Position - Exceeded Track Limits (Final Lap)
15.48.14		Podium Confirmed
15.50.34		End Of Session
15.51.34		Results confirmed

11/06/2022 Start 15:15 End 15:50 The results are provisional until the end of the time limit for protests and appeals and the completion of the technical checks.

These data/results cannot be reproduced, stored and/or transmitted in whole or in part by any manner of electronic, mechanical, photocopying, recording, broadcasting or otherwise now known or herein after developed without the previous express consent by the copyright owner, except for reproduction in daily press and regular printed publications on sale to the public within 60 days of the event related to those data/results and always provided that copyright symbol appears together as follows below.

© DORNA WSBK ORGANIZATION Srl 2022



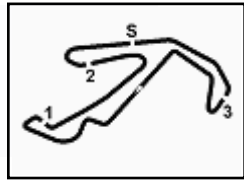
Pirelli Emilia-Romagna Round, 10-12 June 2022
Championship Standings

Misano Circuit Sic 58 4.226 m

	Points	Points From First	Points From Previous	April ARAGON	April ASSEN	May ESTORIL	June MISANO	July DONINGTON	July MOST	September MAGNY-COURS	September BARCELONA	October PORTIMAO	October VILLICUM	November MANDALIKA	November PHILLIP ISLAND						
1 AEGERTER Dominique (SUI)	170			20 25	25 25	25 25	25														
				2 1	1 1	1 1	1														
2 BALDASSARRI Lorenzo (ITA)	121	49		25 20	20	20 16	20														
				1 1	3 2	2 2	2														
3 BULEGA Nicolo (ITA)	88	82	33	11 16	16 13	16	16														
				5 3	4 3	3 3	3														
4 ONCU Can (TUR)	69	101	19	16	16	13 11	13														
				3 7	12 6	5 5	4														
5 VAN STRAALLEN Glenn (NED)	63	107	6	13 13	20	9 8															
				4 4	2 4	4 4	5														
6 MONTELLA Yari (ITA)	53	117	10	9	4 7	10 13	10														
				12	14 11	9 6	6														
7 TUULI Niki (FIN)	40	130	13	10 11	10 9																
				6 5	5 5	6 7	7														
8 SOOMER Hannes (EST)	40	130	0	5 6	9 11		4 5														
				11 10	8 7	8 8	7														
9 HUERTAS Adrian (ESP)	40	130	0	7 5	5	8 9	6														
				9 8	9 12	11 9	7														
10 MANZI Stefano (ITA)	38	132	2	9 8	10		11														
				7 6	9 8	10 12	10														
11 CARICASULO Federico (ITA)	34	136	4	8 4	11		11														
				8 8	6 9	7 9	11														
12 SMITH Kyle (GBR)	33	137	1		8	5 20															
					17	15 11	12														
13 CLUZEL Jules (FRA)	32	138	1	10	13		9														
				11	6 9	12 13	13														
14 BAYLISS Oliver (AUS)	21	149	11		2 5	4 10															
					19 18	17 14	14														
15 HOBELSBERGER Patrick (GER)	17	153	4	6 3	8																
				10 12	9 12	13 15	15														
16 DE ROSA Raffaele (ITA)	15	155	2	7	7 1																
				14	13 14	14 16	16														
17 SOFUOGLU Bahattin (TUR)	15	155	0	4 2	1 6		2														
				12 15	15 15	15 16	16														
18 TACCINI Leonardo (ITA)	13	157	2		6 3	2	2														
					16 16	17 19	18														
19 BRENNER Marcel (SUI)	12	158	1		4	1	7														
					20	21 22	19														
20 VOSTATEK Ondrej (CZE)	12	158	0			6 6															
						20 18	19														
21 VERDOIA Andy (FRA)	11	159	1	1		7	3														
				15 18	21 23	19 20	21														
22 SEBESTYEN Peter (HUN)	9	161	2	2		3	4														
				14 17	19 22	25 22	22														
23 CASADEI Mattia (ITA)	8	162	1				8														
							23														
24 EDWARDS Tom (AUS)	7	163	1			7															
						21 24															
25 OTTAVIANI Luca (ITA)	5	165	2			5															
						22 25															

11/06/2022 First Line: Championship Standings - Second Line: Ranking Progression
 These data/results cannot be reproduced, stored and/or transmitted in whole or in part by any manner of electronic, mechanical, photocopying, recording, broadcasting or otherwise now known or herein after developed without the previous express consent by the copyright owner, except for reproduction in daily press and regular printed publications on sale to the public within 60 days of the event related to those data/results and always provided that copyright symbol appears together as follows below.
 © DORNA WSBK ORGANIZATION Srl 2022





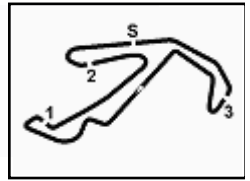
Misano Circuit Sic 58 4.226 m

Pirelli Emilia-Romagna Round, 10-12 June 2022
Championship Standings

	Points	Points From First	Points From Previous	April ARAGON	April ASSEN	May ESTORIL	June MISANO	July DONINGTON	July MOST	September MAGNY-COURS	September BARCELONA	October PORTIMAO	October VILLICUM	November MANDALIKA	November PHILLIP ISLAND			
26 ORRADRE Unai [ESP]	5	165	0		3 18	2 19	21	22	25									
27 BOOTH-AMOS Thomas [GBR]	4	166	1	3 13	1 16	17	20	23	26	27								
28 JESPERSEN Simon [DEN]	3	167	1			3 24	27	28										
29 SPINELLI Nicholas [ITA]	1	169	2				1 29											
30 CURRIE Benjamin [AUS]	1	169	0				1 28	29										

11/06/2022 First Line: Championship Standings - Second Line: Ranking Progression
 These data/results cannot be reproduced, stored and/or transmitted in whole or in part by any manner of electronic, mechanical, photocopying, recording, broadcasting or otherwise now known or herein after developed without the previous express consent by the copyright owner, except for reproduction in daily press and regular printed publications on sale to the public within 60 days of the event related to those data/results and always provided that copyright symbol appears together as follows below.
 © DORNA WSBK ORGANIZATION Srl 2022





Misano Circuit Sic 58 4.226 m

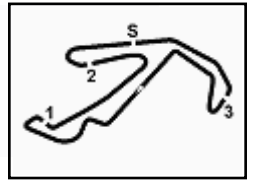
Pirelli Emilia-Romagna Round, 10-12 June 2022
Championship Standings

3 / 3

Points	Points From First	Points From Previous	April	April	May	June	July	July	September	September	October	October						
			ARAGON	ASSEN	ESTORIL	MISANO	DONINGTON	MOST	MAGNY-COURS	BARCELONA	PORTIMAO	VILLICUM						
WorldSSP Challenge																		
1	SOFUOGLU	15	4	2	1	6	2											
	Bahattin (TUR)		1	1	1	1	1	1										
2	BRENNER	12	3		4	1	7											
	Marcel (SUI)				2	2	2	2										
3	BOOTH-AMOS	4	11	8	3	1												
	Thomas (GBR)				2	2	3	3	3									
4	SPINELLI	1	14	3			1											
	Nicholas (ITA)						4											

11/06/2022 First Line: Championship Standings - Second Line: Ranking Progression
 These data/results cannot be reproduced, stored and/or transmitted in whole or in part by any manner of electronic, mechanical, photocopying, recording, broadcasting or otherwise now known or herein after developed without the previous express consent by the copyright owner, except for reproduction in daily press and regular printed publications on sale to the public within 60 days of the event related to those data/results and always provided that copyright symbol appears together as follows below.
 © DORNA WSBK ORGANIZATION Srl 2022





Misano Circuit Sic 58 4.226 m

Pirelli Emilia-Romagna Round, 10-12 June 2022
Lap Chart Race 1

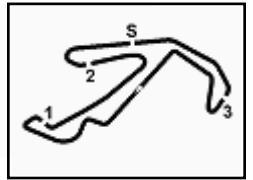
1 / 4

	Lap																	
	1	2	3	4	5	6	7	8	9	10	11	12	13	14	15	16	17	18
1	11	11	11	11	11	11	11	11	11	11	11	11	11	11	11	11	77	7
2	77	77	77	77	77	77	77	77	77	77	77	77	77	77	77	77	7	77
3	7	7	7	7	7	7	7	7	7	7	7	7	7	7	7	7	11	11
4	55	55	55	61	61	61	61	61	64	64	64	55	55	61	61	61	61	61
5	64	61	61	55	55	55	55	55	55	55	55	61	61	55	55	55	55	62
6	61	64	64	64	64	64	64	61	61	61	61	62	62	62	62	62	62	55
7	25	25	25	25	25	25	62	62	62	62	62	16	16	16	16	16	16	16
8	62	62	62	62	62	62	25	27	27	16	16	27	27	27	27	27	27	27
9	16	16	16	16	16	27	27	16	16	27	27	25	25	25	25	25	25	25
10	32	27	27	27	16	16	25	25	25	25	17	17	99	99	99	99	99	
11	27	32	32	3	99	99	99	99	99	17	17	99	99	10	38	38	38	38
12	73	73	73	99	10	10	10	10	17	99	99	10	10	38	56	56	56	56
13	94	94	99	73	73	73	17	17	10	10	10	38	38	56	24	24	24	94
14	56	99	3	10	94	17	73	94	38	38	38	24	24	24	94	94	94	24
15	99	3	94	94	17	94	94	73	94	94	94	94	56	94	73	73	29	29
16	29	29	10	56	29	29	38	38	73	24	24	56	94	73	29	29	73	73
17	3	10	56	17	56	38	24	24	24	73	73	73	29	13	13	13	13	13
18	10	56	29	29	38	24	29	29	56	56	56	29	29	13	22	22	22	22
19	38	38	17	38	24	56	56	29	29	29	13	13	22	50	50	50	50	50
20	17	17	38	24	52	52	52	13	13	13	13	22	22	50	36	36	36	36
21	24	24	24	52	13	13	13	22	22	22	22	50	50	36	54	54	54	54
22	6	52	52	13	22	22	22	50	50	50	50	36	36	54	3			
23	13	13	13	22	21	50	50	36	36	36	36	54	54	3	3			
24	52	6	22	21	50	36	36	52	54	54	54	3	3	32				
25	22	22	21	50	36	54	54	54	3	3	3	32	32					
26	21	21	36	36	54	3	3	3	32	32								
27	36	36	50	54	3	32												
28	50	50	54	32	32													
29	54	54																

Final Result			
1	77	D. AEGERTER	Laps 18
2	7	L. BALDASSARRI (P)	0.006
3	11	N. BULEGA	0.080
4	61	C. ONCU	16.959
5	62	S. MANZI	16.991
6	55	Y. MONTELLA	17.028
7	16	J. CLUZEL	17.220
8	27	M. CASADEI	22.476
9	25	M. BRENNER	28.004
10	99	A. HUERTAS	33.910
11	38	H. SOOMER	34.540
12	56	P. SEBESTYEN	34.767
13	94	A. VERDOIA	35.588
14	24	L. TACCINI	35.972
15	29	N. SPINELLI	36.586
16	73	M. KOFLER	37.803
17	13	L. OTTAVIANI	39.784
18	22	F. FULIGNI	44.045
19	50	D. VOSTATEK	44.604
20	36	S. KROEZE	57.715
21	54	B. SOFUOGLU	1'28.339
22	3	R. DE ROSA	3 Laps
23	32	D. BAYLISS	4 Laps
RET	10	U. ORRADRE	4 Laps
RET	17	K. SMITH	5 Laps
RET	64	F. CARICASULO	7 Laps
RET	52	P. HOBELSBERGER	10 Laps
RET	21	B. CURRIE	13 Laps
RET	6	J. BUIS	16 Laps
RET	90	M. PATACCA	
RET	28	G. VAN STRAALLEN	
RET	69	T. BOOTH-AMOS	

11/06/2022
These data/results cannot be reproduced, stored and/or transmitted in whole or in part by any manner of electronic, mechanical, photocopying, recording, broadcasting or otherwise now known or herein after developed without the previous express consent by the copyright owner, except for reproduction in daily press and regular printed publications on sale to the public within 60 days of the event related to those data/results and always provided that copyright symbol appears together as follows below.
© DORNA WSBK ORGANIZATION Srl 2022





Pirelli Emilia-Romagna Round, 10-12 June 2022 Lap Chart Race 1

Lap 11	
1	11 N.Bulega 18'05.896
2	77 D.Aegerter 0.200
3	7 L.Baldassarri 0.456
4	64 F.Caricasulo 9.980
5	55 Y.Montella 10.276
6	61 C.Oncu 10.422
7	62 S.Manzi 13.274
8	16 J.Cluzel 13.776
9	27 M.Casadei 14.382
10	25 M.Brenner 17.559
11	17 K.Smith 18.744
12	99 A.Huertas 20.031
13	10 U.Orradre 20.944
14	38 H.Soomer 23.719
15	94 A.Verdoia 24.046
16	24 L.Taccini 24.215
17	73 M.Kofler 24.574
18	56 P.Sebestyen 24.803
19	29 N.Spinelli 25.087
20	13 L.Ottaviani 27.073
21	22 F.Fuligni 28.644
22	50 O.Vostatek 30.897
23	36 S.Kroeze 37.436
24	54 B.Sofuoglu 1'16.071
25	3 R.De Rosa
26	32 O.Bayliss

Lap 12	
1	11 N.Bulega 19'44.324
2	77 D.Aegerter 0.188
3	7 L.Baldassarri 0.360
4	55 Y.Montella 11.439
5	61 C.Oncu 11.681
6	62 S.Manzi 13.921
7	16 J.Cluzel 14.149
8	27 M.Casadei 15.281
9	25 M.Brenner 18.645
10	17 K.Smith 19.235
11	99 A.Huertas 22.027
12	10 U.Orradre 22.201
13	38 H.Soomer 25.367
14	24 L.Taccini 25.908
15	94 A.Verdoia 26.283
16	56 P.Sebestyen 26.497
17	73 M.Kofler 26.704
18	29 N.Spinelli 26.890
19	13 L.Ottaviani 28.575
20	22 F.Fuligni 30.593
21	50 O.Vostatek 32.775
22	36 S.Kroeze 40.870
23	54 B.Sofuoglu 1'17.818
24	3 R.De Rosa
25	32 O.Bayliss

Lap 13	
1	11 N.Bulega 21'22.529
2	77 D.Aegerter 0.296
3	7 L.Baldassarri 0.621
4	55 Y.Montella 12.767
5	61 C.Oncu 12.966
6	62 S.Manzi 14.666
7	16 J.Cluzel 14.944
8	27 M.Casadei 16.389
9	25 M.Brenner 19.908
10	17 K.Smith 20.118
11	99 A.Huertas 24.233
12	10 U.Orradre 24.350
13	38 H.Soomer 27.159
14	24 L.Taccini 27.891

15	56 P.Sebestyen 27.961
16	94 A.Verdoia 28.344
17	73 M.Kofler 28.998
18	29 N.Spinelli 29.248
19	13 L.Ottaviani 30.531
20	22 F.Fuligni 32.986
21	50 O.Vostatek 34.858
22	36 S.Kroeze 43.613
23	54 B.Sofuoglu 1'20.613
24	3 R.De Rosa
25	32 O.Bayliss

Lap 14	
1	11 N.Bulega 23'00.782
2	77 D.Aegerter 0.205
3	7 L.Baldassarri 0.717
4	61 C.Oncu 13.673
5	55 Y.Montella 13.997
6	62 S.Manzi 15.248
7	16 J.Cluzel 15.654
8	27 M.Casadei 17.510
9	25 M.Brenner 21.305
10	99 A.Huertas 26.222
11	10 U.Orradre 28.754
12	38 H.Soomer 28.900
13	56 P.Sebestyen 29.492
14	24 L.Taccini 30.053
15	94 A.Verdoia 30.234
16	73 M.Kofler 30.735
17	29 N.Spinelli 30.931
18	13 L.Ottaviani 32.340
19	22 F.Fuligni 34.856
20	50 O.Vostatek 36.693
21	36 S.Kroeze 46.534
22	54 B.Sofuoglu 1'22.318
23	3 R.De Rosa
24	32 O.Bayliss

Lap 15	
1	11 N.Bulega 24'38.995
2	77 D.Aegerter 0.207
3	7 L.Baldassarri 0.567
4	61 C.Oncu 14.652
5	55 Y.Montella 14.819
6	62 S.Manzi 15.845
7	16 J.Cluzel 16.172
8	27 M.Casadei 19.270
9	25 M.Brenner 23.066
10	99 A.Huertas 28.263
11	38 H.Soomer 30.831
12	56 P.Sebestyen 31.212
13	24 L.Taccini 31.843
14	94 A.Verdoia 31.972
15	73 M.Kofler 32.356
16	29 N.Spinelli 32.642
17	13 L.Ottaviani 34.159
18	22 F.Fuligni 37.076
19	50 O.Vostatek 39.038
20	36 S.Kroeze 49.549
21	54 B.Sofuoglu 1'24.393
22	3 R.De Rosa

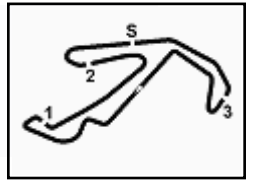
Lap 16	
1	11 N.Bulega 26'17.309
2	77 D.Aegerter 0.071
3	7 L.Baldassarri 0.145
4	61 C.Oncu 15.244
5	55 Y.Montella 15.612
6	62 S.Manzi 16.134
7	16 J.Cluzel 16.494
8	27 M.Casadei 20.686
9	25 M.Brenner 24.474
10	99 A.Huertas 30.434

11	38 H.Soomer 32.285
12	56 P.Sebestyen 32.504
13	24 L.Taccini 33.413
14	94 A.Verdoia 33.485
15	73 M.Kofler 34.297
16	29 N.Spinelli 34.506
17	13 L.Ottaviani 36.040
18	22 F.Fuligni 39.535
19	50 O.Vostatek 41.418
20	36 S.Kroeze 52.386
21	54 B.Sofuoglu 1'26.104

Lap 17	
1	77 D.Aegerter 27'55.820
2	7 L.Baldassarri 0.109
3	11 N.Bulega 0.533
4	61 C.Oncu 15.964
5	55 Y.Montella 16.323
6	62 S.Manzi 16.596
7	16 J.Cluzel 16.828
8	27 M.Casadei 21.796
9	25 M.Brenner 26.303
10	99 A.Huertas 32.567
11	38 H.Soomer 33.842
12	56 P.Sebestyen 34.064
13	24 L.Taccini 34.781
14	94 A.Verdoia 34.844
15	29 N.Spinelli 35.898
16	73 M.Kofler 36.181
17	13 L.Ottaviani 37.999
18	22 F.Fuligni 42.404
19	50 O.Vostatek 43.682
20	36 S.Kroeze 55.244
21	54 B.Sofuoglu 1'27.818

Lap 18	
1	7 L.Baldassarri 29'34.759
2	77 D.Aegerter 0.104
3	11 N.Bulega 0.184
4	61 C.Oncu 17.063
5	62 S.Manzi 17.095
6	55 Y.Montella 17.132
7	16 J.Cluzel 17.324
8	27 M.Casadei 22.580
9	25 M.Brenner 28.108
10	99 A.Huertas 34.014
11	38 H.Soomer 34.644
12	56 P.Sebestyen 34.871
13	94 A.Verdoia 35.692
14	24 L.Taccini 36.076
15	29 N.Spinelli 36.690
16	73 M.Kofler 37.907
17	13 L.Ottaviani 39.888
18	22 F.Fuligni 44.149
19	50 O.Vostatek 44.708
20	36 S.Kroeze 57.819
21	54 B.Sofuoglu 1'28.443

11/06/2022
These data/results cannot be reproduced, stored and/or transmitted in whole or in part by any manner of electronic, mechanical, photocopying, recording, broadcasting or otherwise now known or herein after developed without the previous express consent by the copyright owner, except for reproduction in daily press and regular printed publications on sale to the public within 60 days of the event related to those data/results and always provided that copyright symbol appears together as follows below.
© DORNA WSBK ORGANIZATION Srl 2022



Pirelli Emilia-Romagna Round, 10-12 June 2022
Lap Chart Race 1

Misano Circuit Sic 58.4.226 m

4 / 4

Race Pace Comparison

	77 Aeg	7 Bal	11 Bul	61 Onc	62 Man	55 Mon	16 Clu	27 Cas	25 Bre	99 Hue	38 Soo	56 Seb	94 Ver	24 Tac
1	1'43.939	1'44.303	1'43.458	1'45.190	1'46.232	1'44.713	1'46.562	1'46.798	1'45.994	1'47.993	1'49.188	1'47.577	1'47.455	1'49.666
2	1'38.455	1'38.327	1'38.114	1'38.751	1'39.410	1'38.716	1'39.260	1'39.314	1'39.047	1'39.384	1'40.124	1'41.241	1'39.759	1'39.871
3	1'37.973	1'38.119	1'37.765	1'38.640	1'39.106	1'38.784	1'39.131	1'39.012	1'39.317	1'39.379	1'40.099	1'39.730	1'40.193	1'39.970
4	1'37.806	1'38.172	1'37.883	1'38.770	1'39.404	1'39.369	1'39.352	1'39.278	1'39.441	1'39.502	1'39.685	1'39.600	1'40.527	1'39.653
5	1'38.096	1'38.363	1'38.085	1'38.850	1'39.260	1'38.935	1'39.260	1'39.272	1'39.202	1'39.941	1'40.075	1'40.796	1'40.434	1'40.124
6	1'38.272	1'38.565	1'38.394	1'39.256	1'39.432	1'39.079	1'39.583	1'39.226	1'39.628	1'40.144	1'39.945	1'40.613	1'40.408	1'40.076
7	1'38.280	1'38.197	1'38.577	1'39.242	1'39.407	1'39.258	1'39.599	1'39.742	1'39.766	1'40.072	1'40.219	1'40.458	1'40.285	1'40.272
8	1'38.358	1'38.192	1'38.425	1'39.186	1'39.372	1'39.300	1'39.674	1'39.613	1'41.418	1'39.864	1'40.091	1'40.352	1'39.994	1'39.918
9	1'38.281	1'38.071	1'38.460	1'40.473	1'39.282	1'39.877	1'39.336	1'39.274	1'39.969	1'39.839	1'40.059	1'39.942	1'40.604	1'40.592
10	1'38.446	1'38.046	1'38.561	1'38.964	1'39.144	1'39.011	1'38.954	1'39.421	1'39.869	1'39.954	1'39.992	1'40.124	1'40.152	1'39.847
11	1'38.190	1'37.997	1'38.174	1'38.996	1'39.121	1'39.130	1'38.961	1'39.328	1'39.804	1'39.855	1'40.138	1'40.266	1'40.131	1'40.122
12	1'38.416	1'38.332	1'38.428	1'39.687	1'39.075	1'39.591	1'38.801	1'39.327	1'39.514	1'40.424	1'40.076	1'40.122	1'40.665	1'40.121
13	1'38.313	1'38.466	1'38.205	1'39.490	1'38.950	1'39.533	1'39.000	1'39.313	1'39.468	1'40.411	1'39.997	1'39.669	1'40.266	1'40.188
14	1'38.162	1'38.349	1'38.253	1'38.960	1'38.835	1'39.483	1'38.963	1'39.374	1'39.650	1'40.242	1'39.994	1'39.784	1'40.143	1'40.415
15	1'38.215	1'38.063	1'38.213	1'39.192	1'38.810	1'39.035	1'38.731	1'39.973	1'39.974	1'40.254	1'40.144	1'39.933	1'39.951	1'40.003
16	1'38.178	1'37.892	1'38.314	1'38.906	1'38.603	1'39.107	1'38.636	1'39.730	1'39.722	1'40.485	1'39.768	1'39.606	1'39.827	1'39.884
17	1'38.440	1'38.475	1'39.044	1'39.231	1'38.973	1'39.222	1'38.845	1'39.621	1'40.340	1'40.644	1'40.068	1'40.071	1'39.870	1'39.879
18	1'39.043	1'38.830	1'38.590	1'40.038	1'39.438	1'39.748	1'39.435	1'39.723	1'40.744	1'40.386	1'39.741	1'39.746	1'39.787	1'40.234

	29 Spi	73 Kof	13 Ott	22 FFe	50 Vos	36 Kro	54 Sof	3 DeR	10 Orr	32 Bay	17 Smi	64 Car	52 Hob	21 Cur
1	1'48.205	1'47.227	1'50.359	1'50.974	1'52.798	1'51.762	2'35.803	1'48.232	1'48.792	1'46.717	1'49.323	1'45.096	1'50.491	1'51.114
2	1'40.411	1'39.716	1'40.952	1'40.915	1'40.832	1'40.972	1'41.154	1'39.304	1'39.880	1'39.638	1'40.015	1'39.203	1'40.547	1'41.275
3	1'40.288	1'39.627	1'40.403	1'40.598	1'40.050	1'40.804	1'40.811	1'39.490	1'39.259	1'39.080	1'39.769	1'38.789	1'40.287	1'40.262
4	1'39.833	1'40.905	1'40.333	1'40.207	1'40.414	1'40.953	1'40.423	1'38.814	1'39.707	8'52.787	1'39.123	1'39.031	1'40.016	1'40.235
5	1'40.005	1'40.683	1'40.166	1'40.130	1'40.075	1'40.806	1'40.756	2'40.051	1'40.317	1'59.979	1'40.255	1'38.974	1'40.395	1'40.480
6	1'40.199	1'40.217	1'40.435	1'40.046	1'40.398	1'41.003	1'41.402	6'07.680	1'39.597	1'42.185	1'40.018	1'38.948	1'40.579	
7	1'40.915	1'40.385	1'40.141	1'40.410	1'40.297	1'41.257	1'40.874	1'39.710	1'39.332	1'41.933	1'39.305	1'39.067	1'40.164	
8	1'40.353	1'40.537	1'39.986	1'40.366	1'40.529	1'41.426	1'40.315	1'39.204	1'39.599	1'40.430	1'38.961	1'39.155	2'01.799	
9	1'40.996	1'40.566	1'40.005	1'40.215	1'40.448	1'41.698	1'40.249	1'39.192	1'41.339	1'40.671	1'39.366	1'39.465		
10	1'39.857	1'40.327	1'40.056	1'40.324	1'40.735	1'41.304	1'39.752	1'39.011	1'39.510	1'40.523	1'39.494	1'38.870		
11	1'39.921	1'40.280	1'40.133	1'40.355	1'40.217	1'41.347	1'40.428	1'39.174	1'39.508	1'40.558	1'39.011	1'39.278		
12	1'40.231	1'40.558	1'39.930	1'40.377	1'40.306	1'41.862	1'40.175	1'39.146	1'39.685	1'40.442	1'38.919			
13	1'40.563	1'40.499	1'40.161	1'40.598	1'40.288	1'40.948	1'41.000	1'39.670	1'40.354	1'40.693	1'39.088			
14	1'39.936	1'39.990	1'40.062	1'40.123	1'40.088	1'41.174	1'39.958	1'39.098	1'42.657	1'40.236				
15	1'39.924	1'39.834	1'40.032	1'40.433	1'40.558	1'41.228	1'40.288	1'39.123						
16	1'40.178	1'40.255	1'40.195	1'40.773	1'40.694	1'41.151	1'40.025							
17	1'39.903	1'40.395	1'40.470	1'41.380	1'40.775	1'41.369	1'40.225							
18	1'39.731	1'40.665	1'40.828	1'40.684	1'39.965	1'41.514	1'39.564							

	6 Bui
1	1'50.094
2	1'41.446

11/06/2022

These data/results cannot be reproduced, stored and/or transmitted in whole or in part by any manner of electronic, mechanical, photocopying, recording, broadcasting or otherwise now known or herein after developed without the previous express consent by the copyright owner, except for reproduction in daily press and regular printed publications on sale to the public within 60 days of the event related to those data/results and always provided that copyright symbol appears together as follows below.

© DORNA WSBK ORGANIZATION Srl 2022

Pirelli Emilia-Romagna Round, 10-12 June 2022
Best Sectors & Speed Race 1

RESULTS

1	77	D. AEGERTER	Yamaha YZF R6	Laps 18
2	7	L. BALDASSARRI	Yamaha YZF R6	0.006
3	11	N. BULEGA	Ducati Panigale V2	0.080
4	61	C. ONCU	Kawasaki ZX-6R	16.959
5	62	S. MANZI	Triumph Street Triple R5	16.991
6	55	Y. MONTELLA	Kawasaki ZX-6R	17.028
7	16	J. CLUZEL	Yamaha YZF R6	17.220
8	27	M. CASADEI	MV Agusta F3 800 RR	22.476
9	25	M. BRENNER	Yamaha YZF R6	28.004
10	99	A. HUERTAS	Kawasaki ZX-6R	33.910
11	38	H. SOOMER	Triumph Street Triple R5	34.540
12	56	P. SEBESTYEN	Yamaha YZF R6	34.767
13	94	A. VERDOIA	Yamaha YZF R6	35.588
14	24	L. TACCINI	Yamaha YZF R6	35.972
15	29	N. SPINELLI	Ducati Panigale V2	36.586
16	73	M. KOFLER	Ducati Panigale V2	37.803
17	13	L. OTTAVIANI	Yamaha YZF R6	39.784
18	22	F. FULIGNI	Ducati Panigale V2	44.045
19	50	D. VOSTATEK	Yamaha YZF R6	44.604
20	36	S. KROEZE	Yamaha YZF R6	57.715
21	54	B. SOFUOGLU	MV Agusta F3 800 RR	128.339
22	3	R. DE ROSA	Ducati Panigale V2	3 Laps
23	32	D. BAYLISS	Ducati Panigale V2	4 Laps
RET	10	U. ORRADRE	Yamaha YZF R6	4 Laps
RET	17	K. SMITH	Yamaha YZF R6	5 Laps
RET	64	F. CARICASULO	Ducati Panigale V2	7 Laps
RET	52	P. HOBELBERGER	Yamaha YZF R6	10 Laps
RET	21	B. CURRIE	Kawasaki ZX-6R	13 Laps
RET	6	J. BUIS	Kawasaki ZX-6R	16 Laps
RET	28	G. VAN STRAALLEN	Yamaha YZF R6	
RET	69	T. BOOTH-AMOS	Kawasaki ZX-6R	
RET	90	M. PATACCA	Ducati Panigale V2	

SPEED

1	10	U. ORRADRE	Yamaha YZF R6	244,3
2	27	M. CASADEI	MV Agusta F3 800 RR	244,3
3	56	P. SEBESTYEN	Yamaha YZF R6	242,7
4	7	L. BALDASSARRI	Yamaha YZF R6	242,7
5	73	M. KOFLER	Ducati Panigale V2	242,7
6	38	H. SOOMER	Triumph Street Triple R5	242,2
7	24	L. TACCINI	Yamaha YZF R6	242,2
8	16	J. CLUZEL	Yamaha YZF R6	241,1
9	94	A. VERDOIA	Yamaha YZF R6	240,5
10	3	R. DE ROSA	Ducati Panigale V2	240,0
11	62	S. MANZI	Triumph Street Triple R5	240,0
12	77	D. AEGERTER	Yamaha YZF R6	239,5
13	36	S. KROEZE	Yamaha YZF R6	239,5
14	17	K. SMITH	Yamaha YZF R6	239,5
15	29	N. SPINELLI	Ducati Panigale V2	238,9
16	61	C. ONCU	Kawasaki ZX-6R	238,9
17	11	N. BULEGA	Ducati Panigale V2	238,9
18	52	P. HOBELBERGER	Yamaha YZF R6	238,9
19	13	L. OTTAVIANI	Yamaha YZF R6	238,4
20	32	D. BAYLISS	Ducati Panigale V2	238,4
21	64	F. CARICASULO	Ducati Panigale V2	238,4
22	22	F. FULIGNI	Ducati Panigale V2	237,4
23	99	A. HUERTAS	Kawasaki ZX-6R	237,4
24	55	Y. MONTELLA	Kawasaki ZX-6R	237,4
25	6	J. BUIS	Kawasaki ZX-6R	236,3
26	50	D. VOSTATEK	Yamaha YZF R6	235,8
27	54	B. SOFUOGLU	MV Agusta F3 800 RR	235,8
28	21	B. CURRIE	Kawasaki ZX-6R	234,8
29	25	M. BRENNER	Yamaha YZF R6	233,3

SEG. 1

1	11	N. BULEGA	25.783
2	77	D. AEGERTER	25.945
3	7	L. BALDASSARRI	25.993
4	61	C. ONCU	26.054
5	17	K. SMITH	26.068
6	55	Y. MONTELLA	26.080
7	16	J. CLUZEL	26.159
8	64	F. CARICASULO	26.173
9	99	A. HUERTAS	26.181
10	62	S. MANZI	26.238
11	25	M. BRENNER	26.241
12	3	R. DE ROSA	26.247
13	50	D. VOSTATEK	26.259
14	10	U. ORRADRE	26.320
15	73	M. KOFLER	26.337
16	29	N. SPINELLI	26.375
17	27	M. CASADEI	26.387
18	32	D. BAYLISS	26.401
19	38	H. SOOMER	26.419
20	24	L. TACCINI	26.429
21	56	P. SEBESTYEN	26.442
22	94	A. VERDOIA	26.458
23	21	B. CURRIE	26.460
24	22	F. FULIGNI	26.472
25	54	B. SOFUOGLU	26.485
26	13	L. OTTAVIANI	26.539
27	52	P. HOBELBERGER	26.543
28	6	J. BUIS	26.624
29	36	S. KROEZE	26.651
30	28	G. VAN STRAALLEN	33.577
31	90	M. PATACCA	34.413

SEG. 2

1	77	D. AEGERTER	23.363
2	7	L. BALDASSARRI	23.366
3	11	N. BULEGA	23.415
4	16	J. CLUZEL	23.453
5	61	C. ONCU	23.458
6	27	M. CASADEI	23.484
7	3	R. DE ROSA	23.494
8	56	P. SEBESTYEN	23.516
9	62	S. MANZI	23.523
10	64	F. CARICASULO	23.554
11	32	D. BAYLISS	23.562
12	55	Y. MONTELLA	23.566
13	17	K. SMITH	23.579
14	10	U. ORRADRE	23.640
15	38	H. SOOMER	23.678
16	25	M. BRENNER	23.692
17	54	B. SOFUOGLU	23.696
18	13	L. OTTAVIANI	23.708
19	52	P. HOBELBERGER	23.720
20	73	M. KOFLER	23.751
21	99	A. HUERTAS	23.764
22	24	L. TACCINI	23.769
23	29	N. SPINELLI	23.783
24	22	F. FULIGNI	23.791
25	94	A. VERDOIA	23.792
26	50	D. VOSTATEK	23.902
27	21	B. CURRIE	23.954
28	6	J. BUIS	24.040
29	36	S. KROEZE	24.065
30	28	G. VAN STRAALLEN	24.712

SEG. 3

1	77	D. AEGERTER	26.710
2	7	L. BALDASSARRI	26.713
3	11	N. BULEGA	26.738
4	55	Y. MONTELLA	26.950
5	16	J. CLUZEL	26.951
6	64	F. CARICASULO	26.958
7	62	S. MANZI	26.976
8	3	R. DE ROSA	27.022
9	17	K. SMITH	27.026
10	99	A. HUERTAS	27.038
11	25	M. BRENNER	27.042
12	61	C. ONCU	27.049
13	32	D. BAYLISS	27.076
14	54	B. SOFUOGLU	27.080
15	27	M. CASADEI	27.082
16	56	P. SEBESTYEN	27.087
17	24	L. TACCINI	27.130
18	73	M. KOFLER	27.189
19	38	H. SOOMER	27.190
20	29	N. SPINELLI	27.190
21	94	A. VERDOIA	27.195
22	10	U. ORRADRE	27.196
23	52	P. HOBELBERGER	27.285
24	13	L. OTTAVIANI	27.292
25	21	B. CURRIE	27.337
26	22	F. FULIGNI	27.377
27	50	D. VOSTATEK	27.426
28	36	S. KROEZE	27.476
29	6	J. BUIS	27.557

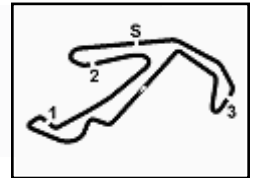
SEG. 4

1	7	L. BALDASSARRI	21.718
2	77	D. AEGERTER	21.772
3	11	N. BULEGA	21.788
4	62	S. MANZI	21.848
5	61	C. ONCU	21.863
6	3	R. DE ROSA	21.866
7	10	U. ORRADRE	21.870
8	25	M. BRENNER	21.901
9	27	M. CASADEI	21.907
10	55	Y. MONTELLA	21.911
11	17	K. SMITH	21.923
12	16	J. CLUZEL	21.930
13	64	F. CARICASULO	21.944
14	32	D. BAYLISS	21.970
15	99	A. HUERTAS	22.031
16	50	D. VOSTATEK	22.035
17	56	P. SEBESTYEN	22.086
18	94	A. VERDOIA	22.109
19	38	H. SOOMER	22.120
20	29	N. SPINELLI	22.138
21	73	M. KOFLER	22.152
22	24	L. TACCINI	22.186
23	21	B. CURRIE	22.191
24	52	P. HOBELBERGER	22.200
25	13	L. OTTAVIANI	22.209
26	54	B. SOFUOGLU	22.222
27	22	F. FULIGNI	22.259
28	36	S. KROEZE	22.265
29	6	J. BUIS	22.347

11/06/2022

These data/results cannot be reproduced, stored and/or transmitted in whole or in part by any manner of electronic, mechanical, photocopying, recording, broadcasting or otherwise now known or herein after developed without the previous express consent by the copyright owner, except for reproduction in daily press and regular printed publications on sale to the public within 60 days of the event related to those data/results and always provided that copyright symbol appears together as follows below.

© DORNA WSBK ORGANIZATION Srl 2022



Pirelli Emilia-Romagna Round, 10-12 June 2022
Chronological Analysis Race 1

Misano Circuit Sic 58 4.226 m

Start at 15:15'20.425

1 / 5

1° 77 D. AEGERTER [1'37.806]								4° 61 C. ONCU [1'38.640]							
Lap	Seg1	Seg2	Seg3	Seg4	Lap Time	km/h	Local Time	Lap	Seg1	Seg2	Seg3	Seg4	Lap Time	km/h	Local Time
1		23.763	26.736	21.853	1'43.939	235,8	15:17'04.364	1		23.658	27.363	21.883	1'45.190	236,8	15:17'05.615
2	26.172	23.553	26.858	21.872	1'38.455	235,3	15:18'42.819	2	26.162	23.635	27.049	21.905	1'38.751	234,3	15:18'44.366
3	26.002	23.461	26.738	21.772	1'37.973	235,8	15:20'20.792	3	26.184	23.526	27.067	21.863	1'38.640	234,3	15:20'23.006
4	25.945	23.377	26.710	21.774	1'37.806	236,3	15:21'58.598	4	26.175	23.458	27.201	21.936	1'38.770	232,8	15:22'01.776
5	25.998	23.469	26.766	21.863	1'38.096	236,3	15:23'36.694	5	26.054	23.613	27.250	21.933	1'38.850	233,3	15:23'40.626
6	25.985	23.395	26.876	22.016	1'38.272	235,3	15:25'14.966	6	26.182	23.742	27.318	22.014	1'39.256	233,3	15:25'19.882
7	26.020	23.491	26.829	21.940	1'38.280	236,3	15:26'53.246	7	26.202	23.648	27.294	22.098	1'39.242	232,3	15:26'59.124
8	26.039	23.561	26.841	21.917	1'38.358	235,3	15:28'31.604	8	26.333	23.565	27.284	22.004	1'39.186	231,3	15:28'38.310
9	26.046	23.456	26.860	21.919	1'38.281	236,8	15:30'09.885	9	26.400	23.671	28.071	22.331	1'40.473	229,8	15:30'18.783
10	26.156	23.476	26.921	21.893	1'38.446	237,4	15:31'48.331	10	26.310	23.601	27.093	21.960	1'38.964	237,9	15:31'57.747
11	26.034	23.441	26.861	21.854	1'38.190	238,9	15:33'26.521	11	26.191	23.526	27.121	22.158	1'38.996	238,9	15:33'36.743
12	26.152	23.490	26.840	21.934	1'38.416	237,9	15:35'04.937	12	26.396	23.623	27.470	22.198	1'39.687	235,8	15:35'16.430
13	26.091	23.475	26.839	21.908	1'38.313	239,5	15:36'43.250	13	26.372	23.723	27.209	22.186	1'39.490	235,8	15:36'55.920
14	26.075	23.405	26.781	21.901	1'38.162	237,9	15:38'21.412	14	26.331	23.481	27.203	21.945	1'38.960	232,3	15:38'34.880
15	26.059	23.379	26.900	21.877	1'38.215	238,9	15:39'59.627	15	26.261	23.525	27.312	22.094	1'39.192	231,8	15:40'14.072
16	26.100	23.363	26.850	21.865	1'38.178	238,4	15:41'37.805	16	26.207	23.581	27.215	21.903	1'38.906	230,8	15:41'52.978
17	26.226	23.475	26.875	21.864	1'38.440	233,8	15:43'16.245	17	26.170	23.639	27.533	21.889	1'39.231	230,8	15:43'32.209
18	26.537	23.469	26.789	22.248	1'39.043	237,9	15:44'55.288	18	26.194	23.635	27.553	22.656	1'40.038	233,3	15:45'12.247
Race Time 29'34.863								Race Time 29'51.822							

2° 7 L. BALDASSARRI [1'37.892]								5° 62 S. MANZI [1'38.603]							
Lap	Seg1	Seg2	Seg3	Seg4	Lap Time	km/h	Local Time	Lap	Seg1	Seg2	Seg3	Seg4	Lap Time	km/h	Local Time
1		23.772	26.850	21.794	1'44.303	237,9	15:17'04.728	1		23.980	27.321	22.003	1'46.232	237,4	15:17'06.657
2	26.054	23.573	26.884	21.816	1'38.327	238,9	15:18'43.055	2	26.587	23.738	27.066	22.019	1'39.410	239,5	15:18'46.067
3	26.078	23.420	26.773	21.848	1'38.119	238,9	15:20'21.174	3	26.405	23.637	27.025	22.039	1'39.106	239,5	15:20'25.173
4	26.006	23.439	26.881	21.846	1'38.172	238,4	15:21'59.346	4	26.402	23.733	27.123	22.146	1'39.404	240,0	15:22'04.577
5	26.093	23.527	26.902	21.841	1'38.363	237,9	15:23'37.709	5	26.414	23.739	27.029	22.078	1'39.260	240,0	15:23'43.837
6	26.031	23.555	27.118	21.861	1'38.565	238,4	15:25'16.274	6	26.353	23.720	27.306	22.053	1'39.432	240,0	15:25'23.269
7	25.993	23.424	26.897	21.883	1'38.197	238,4	15:26'54.471	7	26.311	23.825	27.233	22.038	1'39.407	237,9	15:27'02.676
8	26.084	23.425	26.841	21.842	1'38.192	238,4	15:28'32.663	8	26.476	23.623	27.189	22.084	1'39.372	236,3	15:28'42.048
9	26.001	23.481	26.783	21.806	1'38.071	238,4	15:30'10.734	9	26.388	23.689	27.203	22.002	1'39.282	237,4	15:30'21.330
10	26.039	23.527	26.718	21.762	1'38.046	239,5	15:31'48.780	10	26.362	23.636	27.117	22.029	1'39.144	237,4	15:32'00.474
11	26.081	23.419	26.713	21.784	1'37.997	239,5	15:33'26.777	11	26.393	23.600	27.041	22.087	1'39.121	237,4	15:33'39.595
12	26.138	23.473	26.857	21.864	1'38.332	242,7	15:35'05.109	12	26.405	23.580	27.070	22.020	1'39.075	237,4	15:35'18.670
13	26.146	23.471	26.770	22.079	1'38.466	242,2	15:36'43.575	13	26.238	23.536	27.141	22.035	1'38.950	237,9	15:36'57.620
14	26.071	23.677	26.769	21.832	1'38.349	238,9	15:38'21.924	14	26.333	23.564	27.005	21.933	1'38.835	237,4	15:38'36.455
15	26.070	23.381	26.814	21.798	1'38.063	239,5	15:39'59.987	15	26.296	23.568	27.030	21.916	1'38.810	237,4	15:40'15.265
16	26.085	23.366	26.723	21.718	1'37.892	240,0	15:41'37.879	16	26.256	23.523	26.976	21.848	1'38.603	236,3	15:41'53.868
17	26.453	23.395	26.875	21.752	1'38.475	239,5	15:43'16.354	17	26.247	23.621	27.046	22.059	1'38.973	237,9	15:43'32.841
18	26.217	23.403	27.004	22.206	1'38.830	237,4	15:44'55.184	18	26.251	23.619	27.121	22.447	1'39.438	238,9	15:45'12.279
Race Time 29'34.759 + 0.110Pen								Race Time 29'51.854							

3° 11 N. BULEGA [1'37.765]								6° 55 Y. MONTELLA [1'38.716]							
Lap	Seg1	Seg2	Seg3	Seg4	Lap Time	km/h	Local Time	Lap	Seg1	Seg2	Seg3	Seg4	Lap Time	km/h	Local Time
1		23.621	26.793	21.889	1'43.458	233,3	15:17'03.883	1		23.738	26.950	21.954	1'44.713	235,3	15:17'05.138
2	26.007	23.418	26.900	21.789	1'38.114	232,3	15:18'41.997	2	26.095	23.585	27.125	21.911	1'38.716	233,8	15:18'43.854
3	25.783	23.415	26.766	21.801	1'37.765	233,8	15:20'19.762	3	26.080	23.667	27.096	21.941	1'38.784	233,3	15:20'22.638
4	25.844	23.502	26.749	21.788	1'37.883	234,8	15:21'57.645	4	26.257	23.896	27.218	21.998	1'39.369	236,8	15:22'02.007
5	25.955	23.447	26.762	21.921	1'38.085	235,3	15:23'35.730	5	26.147	23.612	27.156	22.020	1'38.935	236,3	15:23'40.942
6	26.028	23.562	26.818	21.986	1'38.394	235,3	15:25'14.124	6	26.236	23.636	27.235	21.972	1'39.079	236,8	15:25'20.021
7	26.033	23.662	26.909	21.973	1'38.577	235,3	15:26'52.701	7	26.285	23.721	27.179	22.073	1'39.258	236,8	15:26'59.279
8	26.102	23.545	26.904	21.874	1'38.425	234,3	15:28'31.126	8	26.414	23.617	27.207	22.062	1'39.300	234,3	15:28'38.579
9	26.143	23.514	26.915	21.888	1'38.460	234,3	15:30'09.586	9	26.306	23.581	27.859	22.131	1'39.877	232,8	15:30'18.456
10	26.120	23.516	26.971	21.954	1'38.561	234,3	15:31'48.147	10	26.234	23.807	27.030	21.940	1'39.011	236,3	15:31'57.467
11	25.967	23.481	26.793	21.933	1'38.174	234,8	15:33'26.321	11	26.232	23.566	27.207	22.125	1'39.130	237,4	15:33'36.597
12	26.092	23.539	26.825	21.972	1'38.428	235,3	15:35'04.749	12	26.250	23.641	27.397	22.303	1'39.591	236,8	15:35'16.188
13	26.089	23.484	26.827	21.805	1'38.205	235,3	15:36'42.954	13	26.373	23.736	27.322	22.102	1'39.533	233,3	15:36'55.721
14	26.062	23.485	26.773	21.933	1'38.253	235,3	15:38'21.207	14	26.358	23.812	27.275	22.038	1'39.483	235,8	15:38'35.204
15	26.009	23.484	26.846	21.874	1'38.213	235,3	15:39'59.420	15	26.198	23.651	27.197	21.989	1'39.035	234,3	15:40'14.239
16	26.075	23.454	26.810	21.975	1'38.314	234,8	15:41'37.734	16	26.292	23.647	27.128	22.040	1'39.107	235,3	15:41'53.346
17	26.817	23.502	26.799	21.926	1'39.044	237,4	15:43'16.778	17	26.144	23.621	27.390	22.067	1'39.222	236,8	15:43'32.568
18	26.215	23.616	26.738	22.021	1'38.590	238,9	15:44'55.368	18	26.125	23.637	27.224	22.762	1'39.748	237,4	15:45'12.316
Race Time 29'34.943								Race Time 29'51.891							

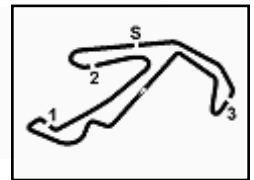
11/06/2022

P = Pits In/Dut - C = Lap Time Cancelled

These data/results cannot be reproduced, stored and/or transmitted in whole or in part by any manner of electronic, mechanical, photocopying, recording, broadcasting or otherwise now known or herein after developed without the previous express consent by the copyright owner, except for reproduction in daily press and regular printed publications on sale to the public within 60 days of the event related to those data/results and always provided that copyright symbol appears together as follows below.

© DORNA WSBK ORGANIZATION Srl 2022





Pirelli Emilia-Romagna Round, 10-12 June 2022
Chronological Analysis Race 1

Misano Circuit Sic 58 4.226 m

Start at 15:15'20.425

2 / 5

7° 16 J. CLUZEL [1'38.636]								10° 99 A. HUERTAS [1'39.379]							
Lap	Seg1	Seg2	Seg3	Seg4	Lap Time	km/h	Local Time	Lap	Seg1	Seg2	Seg3	Seg4	Lap Time	km/h	Local Time
1		23.813	27.283	22.205	1'46.562	240,5	15:17'06.987	1		24.447	27.088	22.214	1'47.993	236,8	15:17'08.418
2	26.396	23.722	27.106	22.036	1'39.260	237,9	15:18'46.247	2	26.282	23.801	27.038	22.263	1'39.384	236,8	15:18'47.802
3	26.454	23.643	27.068	21.966	1'39.131	237,9	15:20'25.378	3	26.181	23.766	27.140	22.292	1'39.379	237,4	15:20'27.181
4	26.372	23.715	27.121	22.144	1'39.352	238,4	15:22'04.730	4	26.419	23.836	27.216	22.031	1'39.502	235,3	15:22'06.683
5	26.363	23.643	27.179	22.075	1'39.260	239,5	15:23'43.990	5	26.250	23.764	27.486	22.441	1'39.941	233,3	15:23'46.624
6	26.370	23.691	27.451	22.071	1'39.583	241,1	15:25'23.573	6	26.504	23.974	27.457	22.209	1'40.144	230,3	15:25'26.768
7	26.621	23.720	27.170	22.088	1'39.599	241,1	15:27'03.172	7	26.356	23.869	27.571	22.276	1'40.072	229,8	15:27'06.840
8	26.583	23.577	27.150	22.364	1'39.674	238,9	15:28'42.846	8	26.322	23.831	27.424	22.287	1'39.864	230,8	15:28'46.704
9	26.426	23.600	27.197	22.113	1'39.336	240,0	15:30'22.182	9	26.317	23.836	27.273	22.413	1'39.839	232,8	15:30'26.543
10	26.460	23.453	27.025	22.016	1'38.954	236,3	15:32'01.136	10	26.711	23.890	27.184	22.169	1'39.954	233,8	15:32'06.497
11	26.450	23.491	27.041	21.979	1'38.961	235,8	15:33'40.097	11	26.342	23.765	27.408	22.340	1'39.855	233,3	15:33'46.352
12	26.274	23.504	26.996	22.027	1'38.801	237,9	15:35'18.898	12	26.600	24.016	27.440	22.368	1'40.424	230,8	15:35'26.776
13	26.369	23.463	27.166	22.002	1'39.000	237,4	15:36'57.898	13	26.429	23.927	27.603	22.452	1'40.411	230,8	15:37'07.187
14	26.368	23.526	27.102	21.967	1'38.963	237,4	15:38'36.861	14	26.488	23.839	27.527	22.388	1'40.242	229,3	15:38'47.429
15	26.288	23.484	27.018	21.941	1'38.731	236,8	15:40'15.592	15	26.403	23.875	27.563	22.413	1'40.254	228,8	15:40'27.683
16	26.159	23.477	27.070	21.930	1'38.636	237,9	15:41'54.228	16	26.566	24.011	27.490	22.418	1'40.485	230,8	15:42'08.168
17	26.312	23.489	26.997	22.047	1'38.845	237,4	15:43'33.073	17	26.539	24.018	27.587	22.500	1'40.644	229,3	15:43'48.812
18	26.346	23.554	26.951	22.584	1'39.435	239,5	15:45'12.508	18	26.425	23.988	27.525	22.448	1'40.386	230,3	15:45'29.198
Race Time 29'52.083								Race Time 30'08.773							

8° 27 M. CASADEI [1'39.012]								11° 38 H. SOOMER [1'39.685]							
Lap	Seg1	Seg2	Seg3	Seg4	Lap Time	km/h	Local Time	Lap	Seg1	Seg2	Seg3	Seg4	Lap Time	km/h	Local Time
1		23.792	27.301	21.913	1'46.798	244,3	15:17'07.223	1		24.602	27.310	22.288	1'49.188	238,9	15:17'09.613
2	26.716	23.586	27.105	21.907	1'39.314	241,6	15:18'46.537	2	26.448	23.692	27.386	22.598	1'40.124	240,0	15:18'49.737
3	26.395	23.484	27.216	21.917	1'39.012	241,6	15:20'25.549	3	26.737	23.898	27.190	22.274	1'40.099	237,9	15:20'29.836
4	26.558	23.586	27.131	22.003	1'39.278	240,5	15:22'04.827	4	26.454	23.704	27.237	22.290	1'39.685	238,9	15:22'09.521
5	26.614	23.581	27.082	21.995	1'39.272	241,6	15:23'44.099	5	26.504	23.775	27.588	22.208	1'40.075	241,1	15:23'49.596
6	26.496	23.513	27.271	21.946	1'39.226	241,6	15:25'23.325	6	26.619	23.707	27.308	22.311	1'39.945	237,4	15:25'29.541
7	26.732	23.739	27.144	22.127	1'39.742	240,5	15:27'03.067	7	26.623	23.745	27.450	22.401	1'40.219	237,4	15:27'09.760
8	26.558	23.505	27.191	22.359	1'39.613	237,9	15:28'42.680	8	26.429	23.735	27.462	22.465	1'40.091	242,2	15:28'49.851
9	26.492	23.494	27.309	21.979	1'39.274	237,9	15:30'21.954	9	26.492	23.840	27.503	22.224	1'40.059	234,3	15:30'29.910
10	26.583	23.630	27.268	21.940	1'39.421	239,5	15:32'01.375	10	26.654	23.678	27.498	22.162	1'39.992	235,8	15:32'09.902
11	26.555	23.530	27.177	22.066	1'39.328	238,9	15:33'40.703	11	26.667	23.685	27.387	22.399	1'40.138	233,8	15:33'50.040
12	26.491	23.514	27.231	22.091	1'39.327	237,9	15:35'20.030	12	26.608	23.755	27.479	22.234	1'40.076	233,8	15:35'30.116
13	26.484	23.504	27.272	22.053	1'39.313	236,8	15:36'59.343	13	26.462	23.871	27.390	22.274	1'39.997	233,3	15:37'10.113
14	26.387	23.562	27.373	22.052	1'39.374	237,9	15:38'38.717	14	26.419	23.946	27.442	22.187	1'39.994	233,3	15:38'50.107
15	26.504	23.637	27.660	22.172	1'39.973	234,8	15:40'18.690	15	26.608	23.816	27.521	22.199	1'40.144	232,8	15:40'30.251
16	26.614	23.638	27.415	22.063	1'39.730	235,3	15:41'58.420	16	26.520	23.719	27.404	22.125	1'39.768	232,8	15:42'10.019
17	26.526	23.496	27.513	22.086	1'39.621	235,8	15:43'38.041	17	26.609	23.824	27.365	22.270	1'40.068	233,8	15:43'50.087
18	26.600	23.593	27.371	22.159	1'39.723	236,8	15:45'17.764	18	26.492	23.738	27.391	22.120	1'39.741	232,8	15:45'29.828
Race Time 29'57.339								Race Time 30'09.403							

9° 25 M. BRENNER [1'39.047]								12° 56 P. SEBASTYEN [1'39.600]							
Lap	Seg1	Seg2	Seg3	Seg4	Lap Time	km/h	Local Time	Lap	Seg1	Seg2	Seg3	Seg4	Lap Time	km/h	Local Time
1		24.117	27.149	22.100	1'45.994	230,3	15:17'06.419	1		24.089	27.351	22.231	1'47.577	238,4	15:17'08.002
2	26.241	23.843	27.042	21.921	1'39.047	231,8	15:18'45.466	2	26.986	23.835	27.653	22.767	1'41.241	237,9	15:18'49.243
3	26.440	23.791	27.185	21.901	1'39.317	232,3	15:20'24.783	3	26.951	23.516	27.177	22.086	1'39.730	235,8	15:20'28.973
4	26.509	23.794	27.125	22.013	1'39.441	231,8	15:22'04.224	4	26.442	23.749	27.197	22.212	1'39.600	237,9	15:22'08.573
5	26.331	23.692	27.184	21.995	1'39.202	231,3	15:23'43.426	5	26.842	24.072	27.729	22.153	1'40.796	241,1	15:23'49.369
6	26.415	23.958	27.194	22.061	1'39.628	231,3	15:25'23.054	6	27.429	23.721	27.257	22.206	1'40.613	237,9	15:25'29.982
7	26.354	23.990	27.383	22.039	1'39.766	233,3	15:27'02.820	7	26.991	23.821	27.540	22.106	1'40.458	242,7	15:27'10.440
8	28.139	23.800	27.369	22.110	1'41.418	231,3	15:28'44.238	8	26.844	23.690	27.309	22.509	1'40.352	238,9	15:28'50.792
9	26.433	23.824	27.348	22.364	1'39.969	232,3	15:30'24.207	9	26.989	23.755	27.087	22.111	1'39.942	237,4	15:30'30.734
10	26.531	23.812	27.421	22.105	1'39.869	230,3	15:32'04.076	10	26.731	23.777	27.318	22.298	1'40.124	242,2	15:32'10.858
11	26.620	23.770	27.377	22.037	1'39.804	230,3	15:33'43.880	11	26.673	23.824	27.359	22.410	1'40.266	240,0	15:33'51.124
12	26.359	23.762	27.210	22.183	1'39.514	230,8	15:35'23.394	12	26.738	23.657	27.300	22.427	1'40.122	241,1	15:35'31.246
13	26.353	23.828	27.269	22.018	1'39.468	231,3	15:37'02.862	13	26.547	23.666	27.193	22.263	1'39.669	237,9	15:37'10.915
14	26.478	23.715	27.353	22.104	1'39.650	229,3	15:38'42.512	14	26.671	23.714	27.228	22.171	1'39.784	235,3	15:38'50.699
15	26.520	23.926	27.449	22.079	1'39.974	228,8	15:40'22.486	15	26.726	23.676	27.440	22.091	1'39.933	233,8	15:40'30.632
16	26.496	23.715	27.419	22.092	1'39.722	230,3	15:42'02.208	16	26.459	23.772	27.270	22.105	1'39.606	234,3	15:42'10.238
17	26.666	23.933	27.494	22.247	1'40.340	229,8	15:43'42.548	17	26.590	23.966	27.301	22.214	1'40.071	235,8	15:43'50.309
18	26.608	24.224	27.568	22.344	1'40.744	229,8	15:45'23.292	18	26.464	23.693	27.439	22.150	1'39.746	237,4	15:45'30.055
Race Time 30'02.867								Race Time 30'09.630							

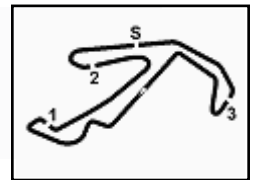
11/06/2022

P = Pits In/Out - C = Lap Time Cancelled

These data/results cannot be reproduced, stored and/or transmitted in whole or in part by any manner of electronic, mechanical, photocopying, recording, broadcasting or otherwise now known or herein after developed without the previous express consent by the copyright owner, except for reproduction in daily press and regular printed publications on sale to the public within 60 days of the event related to those data/results and always provided that copyright symbol appears together as follows below.

© DORNA WSBK ORGANIZATION Srl 2022





Pirelli Emilia-Romagna Round, 10-12 June 2022
Chronological Analysis Race 1

Misano Circuit Sic 58 4.226 m

Start at 15:15'20.425

3 / 5

13° 94 A. VERDOIA [1'39.759]								16° 73 M. KOFLER [1'39.627]							
Lap	Seg1	Seg2	Seg3	Seg4	Lap Time	km/h	Local Time	Lap	Seg1	Seg2	Seg3	Seg4	Lap Time	km/h	Local Time
1		24.286	27.380	22.381	1'47.455	237,9	15:17'07.880	1		24.091	27.598	22.441	1'47.227	240,0	15:17'07.652
2	26.546	23.792	27.195	22.226	1'39.759	238,4	15:18'47.639	2	26.604	23.751	27.189	22.172	1'39.716	238,9	15:18'47.368
3	26.466	23.924	27.313	22.490	1'40.193	237,4	15:20'27.832	3	26.337	23.802	27.325	22.163	1'39.627	236,3	15:20'26.995
4	26.535	24.025	27.321	22.646	1'40.527	239,5	15:22'08.359	4	27.275	23.932	27.384	22.314	1'40.905	237,4	15:22'07.900
5	26.508	24.005	27.466	22.455	1'40.434	240,5	15:23'48.793	5	26.653	23.991	27.572	22.467	1'40.683	235,8	15:23'48.583
6	26.666	24.133	27.221	22.388	1'40.408	240,0	15:25'29.201	6	26.681	23.913	27.321	22.302	1'40.217	237,9	15:25'28.800
7	26.597	23.919	27.369	22.400	1'40.285	240,5	15:27'09.486	7	26.858	23.936	27.357	22.234	1'40.385	237,9	15:27'09.185
8	26.458	23.848	27.412	22.276	1'39.994	239,5	15:28'49.480	8	26.604	23.890	27.428	22.615	1'40.537	235,3	15:28'49.722
9	26.963	23.949	27.424	22.268	1'40.604	237,9	15:30'30.084	9	26.876	24.024	27.424	22.242	1'40.566	240,0	15:30'30.288
10	26.650	23.954	27.277	22.271	1'40.152	236,8	15:32'10.236	10	26.728	24.121	27.274	22.204	1'40.327	240,5	15:32'10.615
11	26.603	23.911	27.326	22.291	1'40.131	236,8	15:33'50.367	11	26.683	23.897	27.380	22.320	1'40.280	239,5	15:33'50.895
12	26.887	24.065	27.391	22.322	1'40.665	237,9	15:35'31.032	12	26.741	24.009	27.382	22.426	1'40.558	242,7	15:35'31.453
13	26.483	24.068	27.373	22.342	1'40.266	237,9	15:37'11.298	13	26.656	23.862	27.410	22.571	1'40.499	238,4	15:37'11.952
14	26.690	23.954	27.249	22.250	1'40.143	237,9	15:38'51.441	14	26.620	23.921	27.252	22.197	1'39.990	237,9	15:38'51.942
15	26.543	23.950	27.196	22.262	1'39.951	236,8	15:40'31.392	15	26.595	23.803	27.284	22.152	1'39.834	237,4	15:40'31.776
16	26.499	23.898	27.314	22.116	1'39.827	237,4	15:42'11.219	16	26.693	23.901	27.339	22.322	1'40.255	237,4	15:42'12.031
17	26.544	23.924	27.270	22.132	1'39.870	237,4	15:43'51.089	17	26.746	24.018	27.410	22.221	1'40.395	240,0	15:43'52.426
18	26.628	23.841	27.209	22.109	1'39.787	235,8	15:45'30.876	18	26.643	23.970	27.371	22.681	1'40.665	238,4	15:45'33.091
Race Time 30'10.451								Race Time 30'12.666							

14° 24 L. TACCINI [1'39.653]								17° 13 L. OTTAVIANI [1'39.930]							
Lap	Seg1	Seg2	Seg3	Seg4	Lap Time	km/h	Local Time	Lap	Seg1	Seg2	Seg3	Seg4	Lap Time	km/h	Local Time
1		24.927	27.411	22.287	1'49.666	240,0	15:17'10.091	1		24.770	27.655	22.407	1'50.359	238,4	15:17'10.784
2	26.707	23.830	27.148	22.186	1'39.871	238,4	15:18'49.962	2	26.685	23.969	27.922	22.376	1'40.952	233,3	15:18'51.736
3	26.770	23.791	27.220	22.189	1'39.970	241,6	15:20'29.932	3	26.721	23.919	27.445	22.318	1'40.403	234,8	15:20'32.139
4	26.528	23.772	27.130	22.223	1'39.653	241,6	15:22'09.585	4	26.681	23.929	27.356	22.367	1'40.333	235,8	15:22'12.472
5	26.852	23.769	27.308	22.195	1'40.124	240,5	15:23'49.709	5	26.656	23.793	27.411	22.306	1'40.166	235,8	15:23'52.638
6	26.745	23.769	27.180	22.382	1'40.076	241,6	15:25'29.785	6	26.693	23.844	27.405	22.493	1'40.435	235,8	15:25'33.073
7	26.851	23.902	27.242	22.277	1'40.272	238,9	15:27'10.057	7	26.680	23.873	27.327	22.261	1'40.141	236,8	15:27'13.214
8	26.505	23.976	27.130	22.307	1'39.918	238,4	15:28'49.975	8	26.661	23.708	27.327	22.290	1'39.986	237,4	15:28'53.200
9	26.773	24.084	27.346	22.389	1'40.592	242,2	15:30'30.567	9	26.539	23.905	27.352	22.209	1'40.005	234,8	15:30'33.205
10	26.593	23.805	27.201	22.248	1'39.847	240,0	15:32'10.414	10	26.542	23.840	27.424	22.250	1'40.056	235,3	15:32'13.261
11	26.698	23.809	27.290	22.325	1'40.122	242,2	15:33'50.536	11	26.596	23.809	27.393	22.335	1'40.133	233,8	15:33'53.394
12	26.545	24.011	27.216	22.349	1'40.121	236,8	15:35'30.657	12	26.560	23.827	27.292	22.251	1'39.930	235,3	15:35'33.324
13	26.516	24.059	27.293	22.320	1'40.188	236,3	15:37'10.845	13	26.601	23.790	27.453	22.317	1'40.161	234,3	15:37'13.485
14	26.970	23.924	27.213	22.308	1'40.415	238,4	15:38'51.260	14	26.666	23.744	27.391	22.261	1'40.062	233,3	15:38'53.547
15	26.525	23.802	27.312	22.364	1'40.003	236,8	15:40'31.263	15	26.560	23.822	27.438	22.212	1'40.032	232,8	15:40'33.579
16	26.446	23.890	27.267	22.281	1'39.884	235,8	15:42'11.147	16	26.643	23.873	27.419	22.260	1'40.195	234,3	15:42'13.774
17	26.429	23.978	27.210	22.262	1'39.879	236,8	15:43'51.026	17	26.752	23.829	27.503	22.386	1'40.470	233,8	15:43'54.244
18	26.549	23.890	27.494	22.301	1'40.234	238,9	15:45'31.260	18	26.768	23.944	27.538	22.578	1'40.828	234,8	15:45'35.072
Race Time 30'10.855								Race Time 30'14.647							

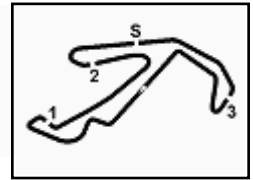
15° 29 N. SPINELLI [1'39.731]								18° 22 F. FULIGNI [1'40.046]							
Lap	Seg1	Seg2	Seg3	Seg4	Lap Time	km/h	Local Time	Lap	Seg1	Seg2	Seg3	Seg4	Lap Time	km/h	Local Time
1		24.351	27.258	22.499	1'48.205	234,8	15:17'08.630	1		25.382	27.888	22.487	1'50.974	235,8	15:17'11.399
2	26.906	23.797	27.215	22.493	1'40.411	237,9	15:18'49.041	2	26.672	23.806	28.042	22.395	1'40.915	237,4	15:18'52.314
3	26.866	24.052	27.223	22.147	1'40.288	235,3	15:20'29.329	3	26.615	23.910	27.772	22.301	1'40.598	236,8	15:20'32.912
4	26.375	23.994	27.238	22.226	1'39.833	234,3	15:22'09.162	4	26.607	23.796	27.483	22.321	1'40.207	235,8	15:22'13.119
5	26.483	23.918	27.259	22.345	1'40.005	235,8	15:23'49.167	5	26.594	23.814	27.450	22.272	1'40.130	234,8	15:23'53.249
6	26.646	23.901	27.325	22.327	1'40.199	238,4	15:25'29.366	6	26.541	23.791	27.430	22.284	1'40.046	236,3	15:25'33.295
7	27.114	23.999	27.664	22.138	1'40.915	238,9	15:27'10.281	7	26.679	23.908	27.517	22.306	1'40.410	236,3	15:27'13.705
8	26.647	23.870	27.245	22.591	1'40.353	234,8	15:28'50.634	8	26.659	23.946	27.409	22.352	1'40.366	234,3	15:28'54.071
9	27.286	24.064	27.369	22.277	1'40.996	235,8	15:30'31.630	9	26.579	23.919	27.377	22.340	1'40.215	233,8	15:30'34.286
10	26.449	23.924	27.314	22.170	1'39.857	234,3	15:32'11.487	10	26.560	23.930	27.435	22.399	1'40.324	233,3	15:32'14.610
11	26.564	23.844	27.339	22.174	1'39.921	235,3	15:33'51.408	11	26.576	23.855	27.558	22.366	1'40.355	233,8	15:33'54.965
12	26.608	23.883	27.437	22.303	1'40.231	235,8	15:35'31.639	12	26.585	23.879	27.593	22.320	1'40.377	232,8	15:35'35.342
13	26.622	23.893	27.323	22.725	1'40.563	237,4	15:37'12.202	13	26.740	24.076	27.508	22.274	1'40.598	232,3	15:37'15.940
14	26.517	23.863	27.402	22.154	1'39.936	236,8	15:38'52.138	14	26.472	23.905	27.451	22.295	1'40.123	232,3	15:38'56.063
15	26.535	23.839	27.306	22.244	1'39.924	235,8	15:40'32.062	15	26.612	23.898	27.551	22.372	1'40.433	232,8	15:40'36.496
16	26.611	23.849	27.465	22.253	1'40.178	235,8	15:42'12.240	16	26.721	24.166	27.627	22.259	1'40.773	231,8	15:42'17.269
17	26.652	23.783	27.256	22.212	1'39.903	233,3	15:43'52.143	17	27.180	23.953	27.574	22.673	1'41.380	231,3	15:43'58.649
18	26.481	23.845	27.190	22.215	1'39.731	234,3	15:45'31.874	18	26.606	24.074	27.619	22.385	1'40.684	231,3	15:45'39.333
Race Time 30'11.449								Race Time 30'18.908							

11/06/2022 P = Pits In/Out - C = Lap Time Cancelled

These data/results cannot be reproduced, stored and/or transmitted in whole or in part by any manner of electronic, mechanical, photocopying, recording, broadcasting or otherwise now known or herein after developed without the previous express consent by the copyright owner, except for reproduction in daily press and regular printed publications on sale to the public within 60 days of the event related to those data/results and always provided that copyright symbol appears together as follows below.

© DORNA WSBK ORGANIZATION Srl 2022





Pirelli Emilia-Romagna Round, 10-12 June 2022
Chronological Analysis Race 1

Misano Circuit Sic 58 4.226 m

Start at 15:15'20.425

4 / 5

19° 50 O. VOSTATEK [1'39.965]								22° 3 R. DE ROSA [1'38.814]							
Lap	Seg1	Seg2	Seg3	Seg4	Lap Time	km/h	Local Time	Lap	Seg1	Seg2	Seg3	Seg4	Lap Time	km/h	Local Time
1		28.262	27.564	22.167	1'52.798	233,8	15:17'13.223	1		24.802	27.115	22.187	1'48.232	240,0	15:17'08.657
2	26.377	24.094	28.260	22.101	1'40.832	235,8	15:18'54.055	2	26.548	23.739	27.122	21.895	1'39.304	236,8	15:18'47.961
3	26.259	24.091	27.580	22.120	1'40.050	235,8	15:20'34.105	3	26.436	23.739	27.308	22.007	1'39.490	239,5	15:20'27.451
4	26.801	24.022	27.426	22.165	1'40.414	234,3	15:22'14.519	4	26.432	23.494	27.022	21.866	1'38.814	235,3	15:22'06.265
5	26.503	23.902	27.509	22.161	1'40.075	235,8	15:23'54.594	5	56.952	31.152	33.170	38.777	2'40.051P	181,8	15:24'46.316
6	26.585	24.022	27.485	22.306	1'40.398	235,3	15:25'34.992	6	4'52.237	24.793	28.238	22.412	6'07.680P	229,8	15:30'53.996
7	26.522	24.107	27.477	22.191	1'40.297	234,3	15:27'15.289	7	26.486	23.786	27.420	22.018	1'39.710	232,8	15:32'33.706
8	26.451	24.214	27.705	22.159	1'40.529	233,3	15:28'55.818	8	26.307	23.577	27.210	22.110	1'39.204	233,3	15:34'12.910
9	26.475	24.030	27.607	22.336	1'40.448	233,8	15:30'36.266	9	26.378	23.555	27.226	22.033	1'39.192	233,8	15:35'52.102
10	26.578	24.038	27.925	22.194	1'40.735	231,8	15:32'17.001	10	26.247	23.607	27.087	22.070	1'39.011	234,3	15:37'31.113
11	26.486	24.011	27.506	22.214	1'40.217	232,3	15:33'57.218	11	26.396	23.583	27.114	22.081	1'39.174	233,3	15:39'10.287
12	26.465	23.999	27.683	22.159	1'40.306	234,3	15:35'37.524	12	26.407	23.557	27.085	22.097	1'39.146	234,3	15:40'49.433
13	26.366	24.126	27.595	22.201	1'40.288	234,3	15:37'17.812	13	26.560	23.902	27.216	21.992	1'39.670	232,3	15:42'29.103
14	26.488	23.992	27.474	22.134	1'40.088	233,8	15:38'57.900	14	26.373	23.581	27.164	21.980	1'39.098	232,8	15:44'08.201
15	26.415	23.925	27.926	22.292	1'40.558	232,8	15:40'38.458	15	26.308	23.680	27.125	22.010	1'39.123	234,8	15:45'47.324
16	26.475	24.137	27.919	22.163	1'40.694	232,8	15:42'19.152	Race Time 30'26.899							
17	26.438	23.998	27.811	22.528	1'40.775	234,8	15:43'59.927	Race Time 30'26.899							
18	26.385	23.925	27.620	22.035	1'39.965	234,8	15:45'39.892	Race Time 30'26.899							

20° 36 S. KRÖEZE [1'40.804]								RET 10 U. ORRADRE [1'39.259]							
Lap	Seg1	Seg2	Seg3	Seg4	Lap Time	km/h	Local Time	Lap	Seg1	Seg2	Seg3	Seg4	Lap Time	km/h	Local Time
1		25.937	27.683	22.466	1'51.762	239,5	15:17'12.187	1		24.349	28.308	22.165	1'48.792	240,5	15:17'09.217
2	26.863	24.145	27.601	22.363	1'40.972	237,9	15:18'53.159	2	26.581	23.849	27.196	22.254	1'39.880	241,1	15:18'49.097
3	26.651	24.144	27.682	22.327	1'40.804	237,9	15:20'33.963	3	26.320	23.640	27.306	21.993	1'39.259	238,9	15:20'28.356
4	26.751	24.385	27.476	22.341	1'40.953	237,4	15:22'14.916	4	26.343	23.889	27.242	22.233	1'39.707	244,3	15:22'08.063
5	26.664	24.065	27.693	22.384	1'40.806	237,4	15:23'55.722	5	26.656	24.015	27.415	22.231	1'40.317	241,6	15:23'48.380
6	26.741	24.206	27.594	22.462	1'41.003	235,8	15:25'36.725	6	26.492	23.737	27.424	21.944	1'39.597	237,9	15:25'27.977
7	26.855	24.232	27.810	22.360	1'41.257	235,3	15:27'17.982	7	26.374	23.730	27.358	21.870	1'39.332	237,9	15:27'07.309
8	26.911	24.190	27.842	22.483	1'41.426	235,3	15:28'59.408	8	26.571	23.731	27.221	22.076	1'39.599	238,9	15:28'46.908
9	26.943	24.390	27.982	22.383	1'41.698	235,3	15:30'41.106	9	27.873	23.710	27.742	22.014	1'41.339	236,8	15:30'28.247
10	26.876	24.243	27.824	22.361	1'41.304	233,3	15:32'22.410	10	26.473	23.744	27.332	21.961	1'39.510	238,4	15:32'07.757
11	26.870	24.232	27.888	22.357	1'41.347	233,8	15:34'03.757	11	26.423	23.656	27.354	22.075	1'39.508	237,4	15:33'47.265
12	27.397	24.143	27.927	22.395	1'41.862	232,8	15:35'45.619	12	26.473	23.715	27.390	22.107	1'39.685	235,8	15:35'26.950
13	26.790	24.134	27.759	22.265	1'40.948	234,3	15:37'26.567	13	26.543	23.950	27.732	22.129	1'40.354	229,3	15:37'07.304
14	26.887	24.171	27.839	22.277	1'41.174	233,3	15:39'07.741	14	26.785	24.212	28.742	22.918	1'42.657	214,7	15:38'49.961
15	26.798	24.184	27.907	22.339	1'41.228	231,3	15:40'48.969	Race Time 23'29.536							
16	27.229	24.065	27.563	22.294	1'41.151	235,3	15:42'30.120	Race Time 23'29.536							
17	26.925	24.162	27.915	22.367	1'41.369	235,3	15:44'11.489	Race Time 23'29.536							
18	26.757	24.229	27.864	22.664	1'41.514	234,3	15:45'53.003	Race Time 23'29.536							

21° 54 B. SOFUOGLU [1'39.564]								24° 32 O. BAYLISS [1'39.080]							
Lap	Seg1	Seg2	Seg3	Seg4	Lap Time	km/h	Local Time	Lap	Seg1	Seg2	Seg3	Seg4	Lap Time	km/h	Local Time
1		1'08.427	29.861	22.855	2'35.803	231,8	15:17'56.228	1		23.909	27.925	22.117	1'46.717	232,3	15:17'07.142
2	27.009	23.989	27.562	22.594	1'41.154	233,8	15:19'37.382	2	26.553	23.767	27.076	22.242	1'39.638	238,4	15:18'46.780
3	26.756	24.056	27.588	22.411	1'40.811	234,8	15:21'18.193	3	26.401	23.562	27.147	21.970	1'39.080	238,4	15:20'25.860
4	26.706	23.861	27.422	22.434	1'40.423	235,3	15:22'58.616	4	49.632	26.507	29.874	7'06.774	8'52.787P	224,1	15:29'18.647
5	26.842	24.079	27.436	22.399	1'40.756	234,8	15:24'39.372	5	43.431	25.133	28.537	22.878	1'59.979P	228,8	15:31'18.626
6	27.314	23.908	27.634	22.546	1'41.402	234,3	15:26'20.774	6	27.302	24.402	27.720	22.761	1'42.185	230,8	15:33'00.811
7	26.857	24.007	27.432	22.578	1'40.874	233,3	15:28'01.648	7	26.894	24.203	27.833	23.003	1'41.933	227,4	15:34'42.744
8	26.719	23.850	27.358	22.388	1'40.315	234,3	15:29'41.963	8	26.738	23.905	27.483	22.304	1'40.430	235,3	15:36'23.174
9	26.751	23.787	27.282	22.429	1'40.249	235,8	15:31'22.212	9	26.648	23.918	27.498	22.607	1'40.671	236,3	15:38'03.845
10	26.600	23.696	27.080	22.376	1'39.752	234,8	15:33'01.964	10	26.616	23.978	27.652	22.277	1'40.523	235,3	15:39'44.368
11	26.590	23.756	27.680	22.402	1'40.428	235,3	15:34'42.392	11	26.680	24.037	27.592	22.249	1'40.558	234,8	15:41'24.926
12	26.589	23.878	27.282	22.426	1'40.175	235,8	15:36'22.567	12	26.683	23.968	27.552	22.239	1'40.442	233,8	15:43'05.368
13	26.664	23.930	27.783	22.623	1'41.000	234,8	15:38'03.567	13	26.737	24.004	27.707	22.245	1'40.693	235,3	15:44'46.061
14	26.526	23.717	27.314	22.401	1'39.958	234,8	15:39'43.525	14	26.705	23.958	27.362	22.211	1'40.236	235,3	15:46'26.297
15	26.596	23.868	27.326	22.498	1'40.288	234,3	15:41'23.813	Race Time 31'05.872							
16	26.540	23.803	27.329	22.353	1'40.025	233,3	15:43'03.838	Race Time 31'05.872							
17	26.536	23.825	27.411	22.453	1'40.225	235,3	15:44'44.063	Race Time 31'05.872							
18	26.485	23.732	27.125	22.222	1'39.564	235,3	15:46'23.627	Race Time 31'05.872							

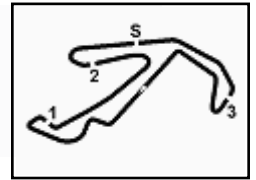
RET 17 K. SMITH [1'38.919]							
Lap	Seg1	Seg2	Seg3	Seg4	Lap Time	km/h	Local Time
1		25.305	27.257	22.175	1'49.323	235,3	15:17'09.748
2	26.595	23.762	27.164	22.494	1'40.015	237,9	15:18'49.763
3	26.599	23.791	27.221	22.158	1'39.769	238,9	15:20'29.532
4	26.392	23.644	27.032	22.055	1'39.123	236,3	15:22'08.655
5	26.546	23.765	27.600	22.344	1'40.255	239,5	15:23'48.910
6	26.736	23.783	27.212	22.287	1'40.018	237,9	15:25'28.928
7	26.520	23.664	27.198	21.923	1'39.305	233,3	15:27'08.233
8	26.261	23.709	27.026	21.965	1'38.961	234,8	15:28'47.194
9	26.483	23.730	27.090	22.063	1'39.366	234,8	15:30'26.560

11/06/2022 P = Pits In/Out - C = Lap Time Cancelled

These data/results cannot be reproduced, stored and/or transmitted in whole or in part by any manner of electronic, mechanical, photocopying, recording, broadcasting or otherwise now known or herein after developed without the previous express consent by the copyright owner, except for reproduction in daily press and regular printed publications on sale to the public within 60 days of the event related to those data/results and always provided that copyright symbol appears together as follows below.

© DORNA WSBK ORGANIZATION Srl 2022





Pirelli Emilia-Romagna Round, 10-12 June 2022
Chronological Analysis Race 1

Start at 15:15'20.425

10	26.419	23.719	27.174	22.182	1'39.494	233,3	15:32'06.054
11	26.222	23.727	27.106	21.956	1'39.011	232,8	15:33'45.065
12	26.246	23.579	27.104	21.990	1'38.919	233,3	15:35'23.984
13	26.068	23.694	27.273	22.053	1'39.088	234,8	15:37'03.072

Race Time 21'42.647

RET 64 F. CARICASULO [1'38.789]

Lap	Seg.1	Seg.2	Seg.3	Seg.4	Lap Time	km/h	Local Time
1		23.620	27.007	22.025	1'45.096	236,8	15:17'05.521
2	26.554	23.637	27.056	21.956	1'39.203	237,4	15:18'44.724
3	26.204	23.654	26.958	21.973	1'38.789	235,8	15:20'23.513
4	26.236	23.733	27.118	21.944	1'39.031	236,3	15:22'02.544
5	26.196	23.648	27.097	22.033	1'38.974	235,8	15:23'41.518
6	26.227	23.574	27.074	22.073	1'38.948	236,3	15:25'20.466
7	26.239	23.623	27.213	21.992	1'39.067	238,4	15:26'59.533
8	26.360	23.642	27.207	21.946	1'39.155	237,9	15:28'38.688
9	26.423	23.554	27.487	22.001	1'39.465	237,9	15:30'18.153
10	26.234	23.613	27.067	21.956	1'38.870	235,3	15:31'57.023
11	26.300	23.705	27.244	22.029	1'39.278	231,8	15:33'36.301

Race Time 18'15.876

RET 52 P. HOBELSBERGER [1'40.016]

Lap	Seg.1	Seg.2	Seg.3	Seg.4	Lap Time	km/h	Local Time
1		25.590	27.756	22.372	1'50.491	238,9	15:17'10.916
2	26.770	23.925	27.475	22.377	1'40.547	234,8	15:18'51.463
3	26.543	23.851	27.564	22.329	1'40.287	232,3	15:20'31.750
4	26.679	23.852	27.285	22.200	1'40.016	235,8	15:22'11.766
5	26.765	23.854	27.382	22.394	1'40.395	235,3	15:23'52.161
6	26.821	23.974	27.440	22.344	1'40.579	235,3	15:25'32.740
7	26.719	23.916	27.314	22.215	1'40.164	235,3	15:27'12.904
8	26.705	23.720			2'01.799P	235,3	15:29'14.703

Race Time 13'54.278

RET 21 B. CURRIE [1'40.235]

Lap	Seg.1	Seg.2	Seg.3	Seg.4	Lap Time	km/h	Local Time
1		25.617	27.397	22.391	1'51.114	234,3	15:17'11.539
2	26.720	24.449	27.374	22.732	1'41.275	233,3	15:18'52.814
3	26.460	24.040	27.544	22.218	1'40.262	234,3	15:20'33.076
4	26.638	23.954	27.452	22.191	1'40.235	234,8	15:22'13.311
5	26.672	24.003	27.337	22.468	1'40.480	234,3	15:23'53.791

Race Time 8'33.366

RET 6 J. BUIS [1'41.446]

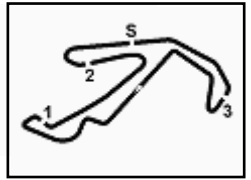
Lap	Seg.1	Seg.2	Seg.3	Seg.4	Lap Time	km/h	Local Time
1		24.829	27.557	22.347	1'50.094	236,3	15:17'10.519
2	26.624	24.455	28.003	22.364	1'41.446	236,3	15:18'51.965

Race Time 3'31.540

11/06/2022 P = Pits In/Out - C = Lap Time Cancelled

These data/results cannot be reproduced, stored and/or transmitted in whole or in part by any manner of electronic, mechanical, photocopying, recording, broadcasting or otherwise now known or herein after developed without the previous express consent by the copyright owner, except for reproduction in daily press and regular printed publications on sale to the public within 60 days of the event related to those data/results and always provided that copyright symbol appears together as follows below.

© DORNA WSBK ORGANIZATION Srl 2022



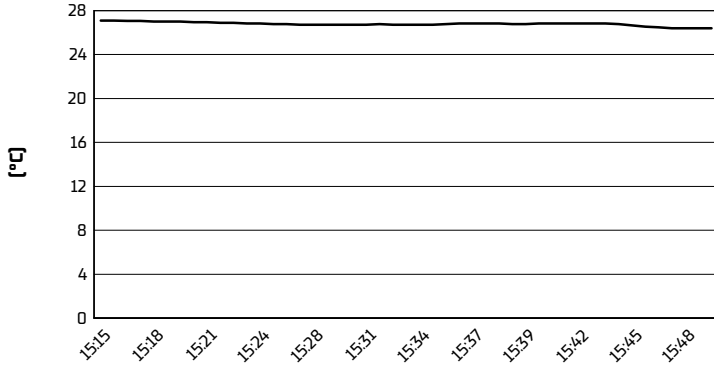
Misano Circuit Sic 58 4.226 m

Pirelli Emilia-Romagna Round, 10-12 June 2022

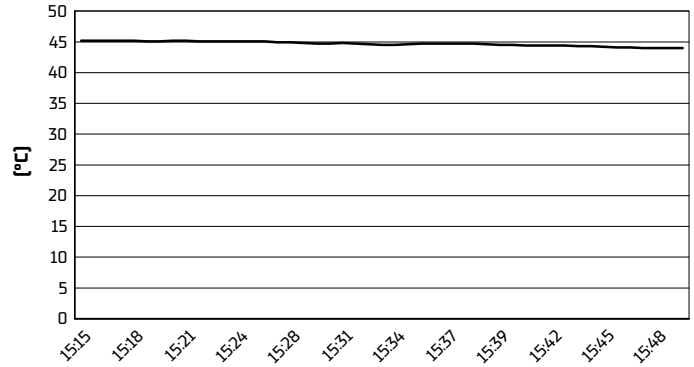
Weather Report Race 1

Session started 15:15 - Session ended 15:50

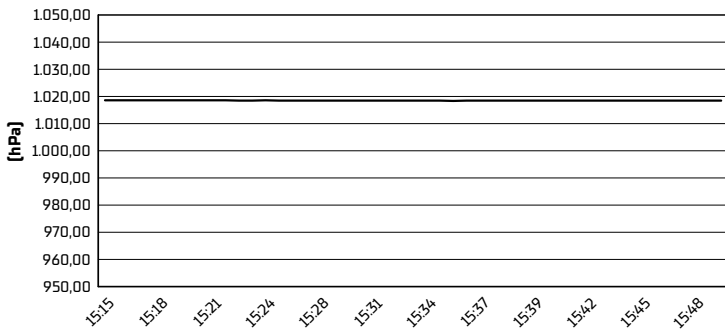
Air Temperature



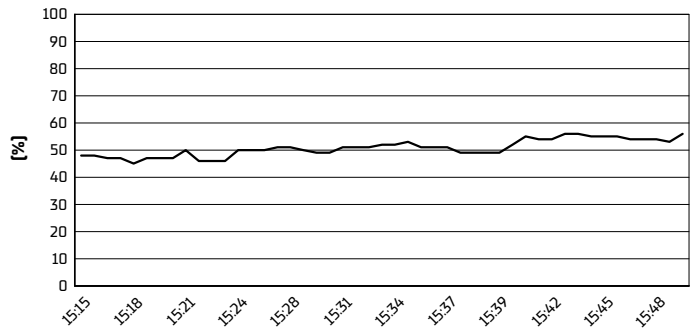
Track Temperature



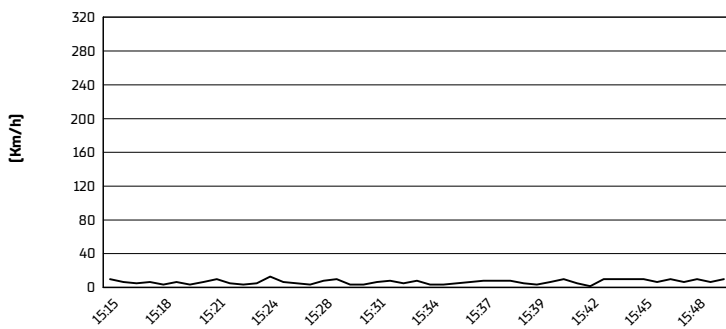
Air Pressure



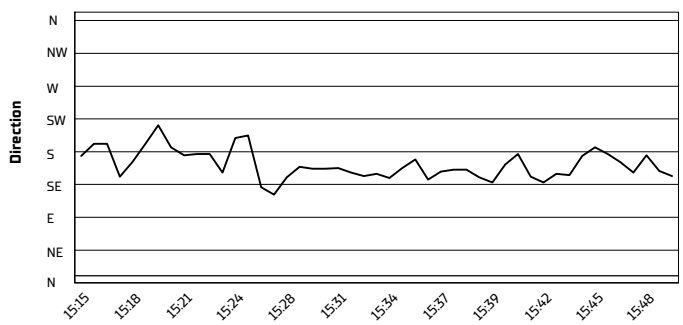
Humidity



Wind Speed



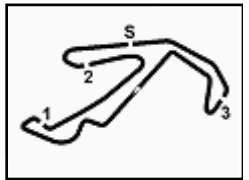
Wind Direction



11/06/2022

These data/results cannot be reproduced, stored and/or transmitted in whole or in part by any manner of electronic, mechanical, photocopying, recording, broadcasting or otherwise now known or herein after developed without the previous express consent by the copyright owner, except for reproduction in daily press and regular printed publications on sale to the public within 60 days of the event related to those data/results and always provided that copyright symbol appears together as follows below.

© DORNA WSBK ORGANIZATION Srl 2022



Misano Circuit Sic 58 4.226 m

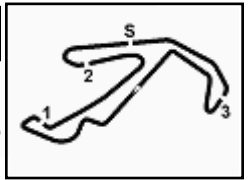
Pirelli Emilia-Romagna Round, 10-12 June 2022
Manufacturers Standings

	Points	Points From First	Points From Previous	April 10		April 24		May 22		June 12		July 17	July 31	September 11	September 25	October 9	October 23	November 13	November 20					
				ARAGON	ARAGON	ASSEN	ASSEN	ESTORIL	ESTORIL	MISANO	MISANO													
1 YAMAHA	175			25	25	25	25	25	25	25														
				1	1	1	1	1	1	1														
2 DUCATI	98	77		11	16	16	13	16	10	16														
				3	2	2	2	2	2	2														
3 KAWASAKI	85	90	13	16	9	5	16	13	13	13														
				2	3	4	3	3	3	3														
4 TRIUMPH	52	123	33	9	8	9	11		4	11														
				5	5	5	5	5	5	4														
5 MV AGUSTA	50	125	2	10	11	10	9		2	8														
				4	4	3	4	4	4	5														

11/06/2022 First Line: Championship Standings - Second Line: Ranking Progression

These data/results cannot be reproduced, stored and/or transmitted in whole or in part by any manner of electronic, mechanical, photocopying, recording, broadcasting or otherwise now known or herein after developed without the previous express consent by the copyright owner, except for reproduction in daily press and regular printed publications on sale to the public within 60 days of the event related to those data/results and always provided that copyright symbol appears together as follows below.

© DORNA WSBK ORGANIZATION Srl 2022



Pirelli Emilia-Romagna Round, 10-12 June 2022
Best Lap & Speed

Misano Circuit Sic 58 4.226 m

1 / 2

No.	Rider	Nat	Best Lap		FP1		FP2		SP		RC1	
			LL	SPD	LL	SPD	LL	SPD	LL	SPD	LL	SPD
1	77 D. AEGERTER Yamaha YZF R6	SUI	1'37.173 70 240,5		1'38.219 20 240,5		1'38.049 22 236,8		1'37.173 10 236,3		1'37.806 18 239,4	
2	11 N. BULEGA Ducati Panigale V2	ITA	1'37.427 50 238,9				1'37.620 22 238,9		1'37.427 10 237,8		1'37.765 18 238,9	
3	7 L. BALDASSARRI Yamaha YZF R6	ITA	1'37.504 65 242,7		1'38.971 18 239,4		1'38.472 20 242,1		1'37.504 9 237,8		1'37.892 18 242,7	
4	64 F. CARICASULO Ducati Panigale V2	ITA	1'37.714 62 239,4		1'39.020 20 239,4		1'38.230 22 237,8		1'37.714 9 236,8		1'38.789 11 238,4	
5	55 Y. MONTELLA Kawasaki ZX-6R	ITA	1'37.844 54 240,5		1'39.125 18 240,5		1'38.907 11 235,8		1'37.844 7 238,9		1'38.716 18 237,3	
6	62 S. MANZI Triumph Street Triple RS	ITA	1'37.845 63 242,7		1'38.082 20 242,7		1'37.845 17 242,7		1'38.032 8 242,1		1'38.603 18 240,0	
7	25 M. BRENNER Yamaha YZF R6	SUI	1'37.936 65 236,3		1'39.341 19 234,2		1'39.029 18 236,3		1'37.936 10 233,2		1'39.047 18 233,2	
8	16 J. CLUZEL Yamaha YZF R6	FRA	1'37.995 65 241,0		1'39.691 18 240,5		1'39.117 20 240,0		1'37.995 9 237,3		1'38.636 18 241,0	
9	61 C. ONCU Kawasaki ZX-6R	TUR	1'37.995 53 241,6		1'38.660 15 241,6		1'38.618 12 238,4		1'37.995 8 240,5		1'38.640 18 238,9	
10	32 D. BAYLISS Ducati Panigale V2	AUS	1'38.154 64 242,1		1'40.348 20 242,1		1'39.199 20 242,1		1'38.154 10 238,9		1'39.080 14 238,4	
11	94 A. VERDOIA Yamaha YZF R6	FRA	1'38.174 64 242,1		1'39.065 16 242,1		1'38.917 20 234,7		1'38.174 10 240,5		1'39.759 18 240,5	
12	28 G. VAN STRAALEN Yamaha YZF R6	NED	1'38.229 53 234,7		1'40.795 22 234,7		1'38.720 21 232,7		1'38.229 10 233,2			
13	73 M. KOFLER Ducati Panigale V2	AUT	1'38.288 60 242,7		1'40.118 16 240,0		1'39.522 17 239,4		1'38.288 9 238,9		1'39.627 18 242,7	
14	3 R. DE ROSA Ducati Panigale V2	ITA	1'38.306 60 240,0		1'39.195 18 237,8		1'38.399 19 237,8		1'38.306 8 236,3		1'38.814 15 240,0	
15	10 U. ORRADRE Yamaha YZF R6	ESP	1'38.376 54 245,4		1'39.816 14 242,7		1'39.261 15 238,4		1'38.376 11 245,4		1'39.259 14 244,3	
16	56 P. SEBESTYEN Yamaha YZF R6	HUN	1'38.379 69 242,7		1'40.053 21 240,0		1'39.178 21 236,8		1'38.379 9 237,8		1'39.600 18 242,7	
17	27 M. CASADEI MV Agusta F3 800 RR	ITA	1'38.414 60 244,3		1'39.508 16 239,4		1'38.975 18 240,0		1'38.414 8 238,9		1'39.012 18 244,3	
18	52 P. HOBELSBERGER Yamaha YZF R6	GER	1'38.641 48 238,9		1'41.096 14 238,9		1'39.125 18 236,3		1'38.641 8 237,3		1'40.016 8 238,9	
19	90 M. PATACCA Ducati Panigale V2	ITA	1'38.739 47 241,0		1'39.738 19 238,4		1'39.272 19 237,8		1'38.739 9 241,0			
20	69 T. BOOTH-AMOS Kawasaki ZX-6R	GBR	1'38.790 39 240,0		1'39.976 17 239,4		1'39.459 14 236,8		1'38.790 8 240,0			
21	29 N. SPINELLI Ducati Panigale V2	ITA	1'38.804 57 238,9		1'40.424 17 234,2		1'39.573 14 233,7		1'38.804 8 238,4		1'39.731 18 238,9	
22	54 B. SOFUOGLU MV Agusta F3 800 RR	TUR	1'38.856 59 243,2		1'40.608 20 243,2		1'39.723 12 238,4		1'38.856 9 240,0		1'39.564 18 235,8	
23	17 K. SMITH Yamaha YZF R6	GBR	1'38.919 58 239,4		1'39.128 17 237,3		1'39.171 19 232,2		1'39.133 9 232,7		1'38.919 13 239,4	
24	38 H. SOOMER Triumph Street Triple RS	EST	1'38.992 63 242,1		1'40.258 20 239,4		1'38.992 17 237,8		1'39.302 8 239,4		1'39.685 18 242,1	
25	99 A. HUERTAS Kawasaki ZX-6R	ESP	1'39.030 62 237,8		1'40.615 18 237,3		1'39.266 17 237,8		1'39.030 9 237,3		1'39.379 18 237,3	

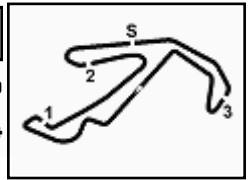
11/06/2022

These data/results cannot be reproduced, stored and/or transmitted in whole or in part by any manner of electronic, mechanical, photocopying, recording, broadcasting or otherwise now known or herein after developed without the previous express consent by the copyright owner, except for reproduction in daily press and regular printed publications on sale to the public within 60 days of the event related to those data/results and always provided that copyright symbol appears together as follows below.

© DORNA WSBK ORGANIZATION Srl 2022

FICR PERUGIA TIMING




Pirelli Emilia-Romagna Round, 10-12 June 2022
Best Lap & Speed

Misano Circuit Sic 58 4.226 m

2 / 2

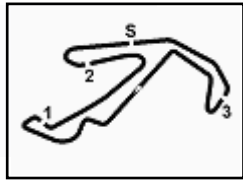
No.	Rider	Nat	Best Lap		FP1		FP2		SP		RC1						
			LL	SPD	LL	SPD	LL	SPD	LL	SPD	LL	SPD					
26	24 L. TACCINI Yamaha YZF R6	ITA	1'39.037 63	242,1	1'40.726 19	242,1	1'40.010 16	238,9	1'39.037 10	240,5	1'39.653 18	242,1					
27	50 O. VOSTATEK Yamaha YZF R6	CZE	1'39.223 68	240,0	1'40.604 19	240,0	1'39.561 20	237,3	1'39.223 11	239,4	1'39.965 18	235,8					
28	13 L. OTTAVIANI Yamaha YZF R6	ITA	1'39.230 61	238,4	1'39.849 15	236,3	1'39.230 19	234,7	1'39.349 9	234,2	1'39.930 18	238,4					
29	22 F. FULIGNI Ducati Panigale V2	ITA	1'39.350 61	240,0	1'40.518 18	240,0	1'39.382 17	235,2	1'39.350 8	233,7	1'40.046 18	237,3					
30	21 B. CURRIE Kawasaki ZX-6R	AUS	1'39.566 41	236,8	1'40.639 18	235,2	1'41.004 9	236,8	1'39.566 9	233,2	1'40.235 5	234,7					
31	6 J. BUIS Kawasaki ZX-6R	NED	1'39.861 32	236,3	1'44.771 2	233,7	1'41.013 19	234,7	1'39.861 9	234,7	1'41.446 2	236,3					
32	36 S. KROEZE Yamaha YZF R6	NED	1'40.286 68	240,0	1'42.663 22	240,0	1'41.461 20	235,2	1'40.286 8	236,8	1'40.804 18	239,4					

11/06/2022

These data/results cannot be reproduced, stored and/or transmitted in whole or in part by any manner of electronic, mechanical, photocopying, recording, broadcasting or otherwise now known or herein after developed without the previous express consent by the copyright owner, except for reproduction in daily press and regular printed publications on sale to the public within 60 days of the event related to those data/results and always provided that copyright symbol appears together as follows below.

© DORNA WSBK ORGANIZATION Srl 2022

FICR PERUGIA TIMING

Misano Circuit Sic 58 4.226 m

Pirelli Emilia-Romagna Round, 10-12 June 2022
Pirelli Best Lap Award

	Points	Points From First	Points From Previous	April 10 ARAGON	April 24 ASSEN	May 22 ESTORIL	June 12 MISANO	July 17 DONINGTON	July 31 MDST	September 11 MAGNY-COURS	September 25 BARCELONA	October 9 PORTIMAO	October 23 VILLICUM	November 13 MANDALIKA	November 20 PHILLIP ISLAND			
1 AEGERTER Dominique (SUI)	6			1 1	1 1	1 1												
2 BULEGA Nicolo (ITA)	1	5					1											

11/06/2022

First Line: Championship Standings - Second Line: Ranking Progression

These data/results cannot be reproduced, stored and/or transmitted in whole or in part by any manner of electronic, mechanical, photocopying, recording, broadcasting or otherwise now known or herein after developed without the previous express consent by the copyright owner, except for reproduction in daily press and regular printed publications on sale to the public within 60 days of the event related to those data/results and always provided that copyright symbol appears together as follows below.

© DORNA WSBK ORGANIZATION Srl 2022