Le Mans

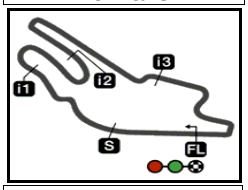

4185 m.

Results and timing service provided by TISSOT

NTC

SHARK GRAND PRIX DE FRANCE
Race Nr. 2
Classification after 15 laps = 62.775 km

Pos			Rider	Nation	Team	Motorcycle	Total Time	Km/h	Gap
1	25	28	**Kevin FARKAS**	HUN	Agria Racing Team	KTM	**27'58.434**	134.6	
2	20	77	**Loris VENEMAN**	NED	TeamNL Open Line	KTM	**27'58.834**	134.6	0.400
3	16	92	**Rossi MOOR**	HUN	FAIRIUM Next Generation Riders	KTM	**27'58.539**	134.6	0.105
4	13	18	**Noa CUYPERS**	BEL	Junior Black Knights	KTM	**27'58.902**	134.6	0.468
5	11	20	**Dustin SCHNEIDER**	GER	Goblin Racing	KTM	**27'58.945**	134.6	0.511
6	10	46	**Matteo MASILI**	ITA	FAIRIUM Next Generation Riders	KTM	**27'59.178**	134.5	0.744
7	9	44	**Tibor VARGA**	HUN	Forty Racing	KTM	**28'00.191**	134.5	1.757
8	8	36	**Jurrien VAN CRUGTEN**	NED	BB64 Academy	KTM	**28'04.454**	134.1	6.020
9	7	12	**Martin VINCZE**	HUN	Chrobák Motorsport Egyesület	KTM	**28'04.599**	134.1	6.165
10	6	95	**Maxime SCHMID**	SWI	Team Schmid	KTM	**28'05.021**	134.1	6.587
11	5	57	**Kilian HOLZER**	AUT	HK Racing	KTM	**28'17.836**	133.1	19.402
12	4	3	**Luca GÖTTLICHER**	GER	JRP Junior Academy Team	KTM	**28'18.042**	133.0	19.608
13	3	29	**Filip NOVOTNÝ**	CZE	Brno Circuit JRT	KTM	**28'18.389**	133.0	19.955
14	2	15	**Julius COENEN**	GER	Helena und Julius Racing Team -	KTM	**28'18.520**	133.0	20.086
15	1	41	**Loris DEKKERS**	BEL	Junior Black Knights	KTM	**28'32.047**	131.9	33.613
16		22	**Sviatoslav PYLYPENKO**	UKR	SP-Moto Junior Team Ukraine	KTM	**28'31.574**	132.0	33.140
17		33	**David SIDOROV**	UKR	SP-Moto Junior Team Ukraine	KTM	**28'32.372**	131.9	33.938
18		19	**Rio OLOFSEN**	NED	TeamNL Open Line	KTM	**28'32.623**	131.9	34.189
19		53	**Levin PHOMMARA**	SWI	Team Phommara	KTM	**28'34.150**	131.8	35.716
20		21	**Laszlo LORINC**	HUN	BRR Team	KTM	**28'34.282**	131.8	35.848
21		31	**Delano GREVEN**	NED	KNMV/DG Motorsport by MIJN VE	KTM	**28'36.653**	131.6	38.219
Not classified									
		48	**Lenoxx PHOMMARA**	SWI	Team Phommara	KTM	**11'14.217**	134.0	9 laps
		7	**Rocco SESSLER**	GER	MCA Racing	KTM	**1'57.815**	127.8	14 laps
		16	**Michal PROKEŠ**	CZE	Brno Circuit JRT	KTM	**1'58.133**	127.5	14 laps

Race condition: **Dry**
Air: 31°
Humidity: 36%
Ground: 39°

Pole Position:				
Fastest Lap:	Lap 6	**Noa CUYPERS**	**1'50.653**	136.1 Km/h
Best Race Lap:	2022	**Rossi MOOR**	**1'49.838**	137.1 Km/h
All Time Lap Record:	2022	**Rossi MOOR**	**1'49.688**	137.3 Km/h

16:15'00		**SIGHTING LAP START**
16:28'02		**WARM UP LAP START**
16:30'49		**RACE START**
16:32'16	-	**No jump starts**
16:33'09	Michal PROKEŠ	crashed out - Medical Centre
16:33'09	Rocco SESSLER	crashed out - Rider OK
16:35'25	**Loris DEKKERS**	**long lap penalty**
16:38'33		Incident between riders #7 and #16 to be reviewed after the race
16:42'33	Lenoxx PHOMMARA	crashed out - Rider OK
17:01'24	**Rossi MOOR**	**1 position penalty due to exceeding track limit on the last lap**
17:04'04	**Sviatoslav PYLYPENKO**	**1 position penalty due to exceeding track limit on the last lap**

The results are provisional until the end of the limit for protest and appeals.
Time limit for protest expires 30' after publication of the results - ..... Time: .....

DORNA DATA PROCESSING ,TIMING SERVICE DORNA DATA PROCESSING TIMING SERVICE DORNA DATA PROCESSING TIMING SERVICE DORNA DATA PROCESSING TIMING SERVICE DORNA DATA PROCESSING TIMING SERVICE DORNA DATA PROCESSING TIMING SERVICE DORNA DATA PROCESSING TIMING SERVICE DORNA DATA PROCCEESSS

NORTHERN TALENT CUP

FIM EUROPE

Le Mans, Sunday, May 15, 2022

Le Mans

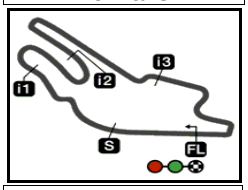

4185 m.

Results and timing service provided by TISSOT

NTC

SHARK GRAND PRIX DE FRANCE
Race Nr. 2
Top Speed & Average

	Rider	Nation	Motorcycle	Top 5 speeds					Average	Top
18	**Noa CUYPERS**	**BEL**	KTM	206.8	201.8	200.2	200.2	200.2	201.8	**206.8**
44	**Tibor VARGA**	**HUN**	KTM	205.1	203.5	201.4	200.6	199.4	202.0	**205.1**
12	**Martin VINCZE**	**HUN**	KTM	204.7	202.2	201.8	201.4	201.0	202.0	**204.7**
95	**Maxime SCHMID**	**SWI**	KTM	204.3	202.2	201.4	201.4	199.4	201.1	**204.3**
28	**Kevin FARKAS**	**HUN**	KTM	203.9	203.5	203.0	201.8	199.4	202.3	**203.9**
20	**Dustin SCHNEIDER**	**GER**	KTM	203.0	201.8	200.6	199.0	198.6	200.6	**203.0**
46	**Matteo MASILI**	**ITA**	KTM	203.0	202.6	202.6	202.2	201.8	202.3	**203.0**
36	**Jurrien VAN CRUGTEN**	**NED**	KTM	202.2	201.8	200.6	200.2	199.4	200.6	**202.2**
15	**Julius COENEN**	**GER**	KTM	201.8	201.0	199.8	197.4	197.4	199.1	**201.8**
48	**Lenoxx PHOMMARA**	**SWI**	KTM	201.8	201.4	201.0	199.4	197.0	200.1	**201.8**
92	**Rossi MOOR**	**HUN**	KTM	201.4	200.2	199.4	199.4	198.2	199.7	**201.4**
77	**Loris VENEMAN**	**NED**	KTM	200.2	200.2	199.8	199.0	198.6	199.4	**200.2**
33	**David SIDOROV**	**UKR**	KTM	199.8	198.2	197.8	197.4	197.0	198.0	**199.8**
29	**Filip NOVOTNÝ**	**CZE**	KTM	199.0	198.2	197.4	197.0	194.3	196.7	**199.0**
41	**Loris DEKKERS**	**BEL**	KTM	198.2	198.2	196.2	195.9	194.0	196.5	**198.2**
57	**Kilian HOLZER**	**AUT**	KTM	198.2	198.2	196.2	195.9	195.5	196.8	**198.2**
3	**Luca GÖTTLICHER**	**GER**	KTM	197.8	197.4	196.2	195.1	194.7	196.2	**197.8**
16	**Michal PROKEŠ**	**CZE**	KTM	164.0					164.0	**197.8**
31	**Delano GREVEN**	**NED**	KTM	197.8	197.8	197.8	196.6	195.9	197.2	**197.8**
53	**Levin PHOMMARA**	**SWI**	KTM	197.8	197.4	196.6	195.9	195.5	196.6	**197.8**
7	**Rocco SESSLER**	**GER**	KTM	159.2					159.2	**197.4**
19	**Rio OLOFSEN**	**NED**	KTM	196.6	195.1	194.0	194.0	191.7	194.3	**196.6**
21	**Laszlo LORINC**	**HUN**	KTM	194.7	194.3	194.0	194.0	193.6	194.1	**194.7**
22	**Sviatoslav PYLYPENKO**	**UKR**	KTM	193.6	192.5	190.6	189.9	189.2	191.2	**193.6**

DORNA DATA PROCESSING ,TIMING SERVICE DORNA DATA PROCESSING TIMING SERVICE DORNA DATA PROCESSING TIMING SERVICE DORNA DATA PROCESSING TIMING SERVICE DORNA DATA PROCESSING TIMING SERVICE DORNA DATA PROCESSING TIMING SERVICE DORNA DATA PROCESSING TIMING SERVICE DORNA DATA PROCCEESSS

NORTHERN TALENT CUP

FIM EUROPE

Le Mans, Sunday, May 15, 2022

Le Mans

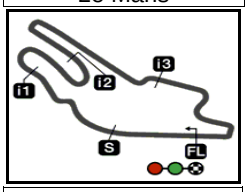

4185 m.

Results and timing service provided by TISSOT

NTC

SHARK GRAND PRIX DE FRANCE

Race Nr. 2

Fastest Laps Sequence

Lap	Race Time		Rider	Nation	Motorcycle	Time	Km/h	Riders's Lap
2	**3'46.345**	92	**Rossi MOOR**	HUN	KTM	**1'51.715**	134.8	2
2	**3'47.033**	28	**Kevin FARKAS**	HUN	KTM	**1'51.583**	135.0	2
3	**5'38.317**	18	**Noa CUYPERS**	BEL	KTM	**1'51.399**	135.2	3
3	**5'38.883**	77	**Loris VENEMAN**	NED	KTM	**1'51.368**	135.2	3
3	**5'39.194**	36	**Jurrien VAN CRUGTEN**	NED	KTM	**1'51.350**	135.3	3
6	**11'13.217**	18	**Noa CUYPERS**	BEL	KTM	**1'50.653**	136.1	6

DORNA DATA PROCESSING -TIMING SERVICE DORNA DATA PROCESSING TIMING SERVICE DORNA DATA PROCESSING TIMING SERVICE DORNA DATA PROCESSING TIMING SERVICE DORNA DATA PROCESSING TIMING SERVICE DORNA DATA PROCESSING TIMING SERVICE DORNA DATA PROCESSING TIMING SERVICE DORNA DATA PROCCEESSS

NORTHERN TALENT CUP

FIM EUROPE

Le Mans, Sunday, May 15, 2022

Le Mans

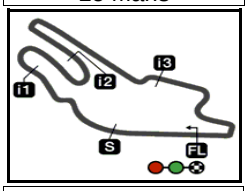

4185 m.

Results and timing service provided by TISSOT

NTC

SHARK GRAND PRIX DE FRANCE

Race Nr. 2

Chronological Analysis of Performances

** Lap / Sector time cancelled* — ***T1*** *Time from finish line to 1st intermediate* — ***T3*** *Time from 2nd intermed. to 3rd intermed.*

P *Crossing the finish line in pit lane* — ***T2*** *Time from 1st intermed. to 2nd intermed.* — ***T4*** *Time from 3rd intermediate to finish line*

1st 28 Kevin FARKAS — Agria Racing Team — HUN

Lap	Lap Time	T1	T2	T3	T4	Speed
1	1'55.450	30.421	24.567	31.766	28.696	158.5
2	**1'51.583**	27.354	24.296	31.640	28.293	203.5
3	**1'51.602**	27.023	24.357	32.120	28.102	198.6
4	**1'52.090**	27.435	24.333	32.083	28.239	199.0
5	**1'51.999**	26.865	24.671	32.294	28.169	195.1
6	**1'51.295**	26.720	24.373	32.169	28.033	203.9
7	**1'51.433**	26.929	24.326	32.062	28.116	201.8
8	1'51.646 *	27.285	24.536	31.738	28.087*	193.6
9	1'51.642 *	27.308	24.187	31.989	28.158*	192.1
10	**1'52.317**	27.820	24.718	31.826	27.953	192.8
11	**1'51.300**	27.287	24.382	31.581	28.050	194.3
12	**1'50.992**	26.830	24.275	31.894	27.993	203.0
13	**1'52.119**	27.430	24.350	32.158	28.181	193.2
14	**1'50.897**	26.544	24.227	32.088	28.038	199.4
15	**1'52.069**	27.249	24.508	32.017	28.295	195.5

2nd 77 Loris VENEMAN — TeamNL Open Line — NED

Lap	Lap Time	T1	T2	T3	T4	Speed
1	1'55.793	31.047	24.364	31.658	28.724	154.3
2	**1'51.722**	27.153	24.469	31.601	28.499	200.2
3	**1'51.368**	27.067	24.251	31.840	28.210	198.2
4	**1'51.682**	27.136	24.184	31.902	28.460	198.6
5	**1'51.680**	26.922	24.469	32.196	28.093	200.2
6	**1'51.377**	26.700	24.814	31.807	28.056	198.6
7	**1'51.578**	27.151	24.438	31.730	28.259	195.9
8	**1'52.224**	27.005	24.554	32.144	28.521	193.6
9	**1'52.035**	27.065	24.451	32.293	28.226	194.3
10	**1'51.479**	27.060	24.302	32.013	28.104	198.2
11	**1'51.269**	26.631	24.439	32.016	28.183	195.9
12	**1'51.380**	27.222	24.539	31.645	27.974	199.0
13	**1'51.484**	27.105	24.305	31.979	28.095	198.2
14	**1'51.626**	26.705	24.257	32.148	28.516	194.0
15	**1'52.137**	26.960	24.594	32.102	28.481	199.8

3rd 92 Rossi MOOR — FAIRIUM Next Gener — HUN

Lap	Lap Time	T1	T2	T3	T4	Speed
1	1'54.630	29.944	24.201	31.964	28.521	151.0
2	**1'51.715**	27.055	24.338	32.257	28.065	194.7
3	**1'51.591**	27.660	24.208	31.733	27.990	190.6
4	**1'52.959**	28.254	24.177	31.836	28.692	191.0
5	**1'51.509**	26.797	24.526	32.235	27.951	196.6
6	**1'51.446**	26.947	24.397	31.927	28.175	199.4
7	**1'51.741**	27.237	24.437	32.009	28.058	199.4
8	**1'51.937**	27.348	24.712	31.477	28.400	196.6
9	**1'51.124**	27.034	24.337	31.822	27.931	195.1
10	**1'52.579**	27.643	24.377	32.521	28.038	189.2
11	**1'51.646**	27.324	24.444	31.798	28.080	197.4
12	**1'51.392**	26.739	24.569	31.910	28.174	201.4
13	**1'51.369**	26.872	24.382	32.037	28.078	197.4
14	**1'50.922**	26.564	24.250	31.967	28.141	200.2
15	**1'51.979**	27.262	24.609	31.829	28.279	198.2

4th 18 Noa CUYPERS — Junior Black Knights — BEL

Lap	Lap Time	T1	T2	T3	T4	Speed
1	1'55.151	30.292	24.376	31.887	28.596	158.0
2	**1'51.767**	27.411	24.285	31.640	28.431	200.2
3	**1'51.399**	27.032	24.326	32.083	27.958	197.0
4	**1'51.894**	27.063	24.318	32.058	28.455	198.2
5	**1'52.353**	27.241	24.575	32.246	28.291	196.2
6	**1'50.653**	26.625	24.364	31.674	27.990	197.0
7	1'51.749 *	27.170	24.330	32.115	28.134*	191.7
8	**1'53.038**	27.898	24.939	31.803	28.398	189.2
9	**1'51.230**	26.953	24.245	31.907	28.125	197.8
10	**1'51.499**	27.280	24.394	31.822	28.003	197.8
11	**1'51.861**	27.515	24.239	31.957	28.150	192.5
12	1'51.821 *	26.851	24.548	31.924	28.498*	201.8
13	**1'51.361**	26.647	24.335	32.123	28.256	200.2
14	**1'51.426**	27.352	24.172	31.785	28.117	200.2
15	**1'51.700**	26.849	24.629	32.008	28.214	206.8

5th 20 Dustin SCHNEIDER — Goblin Racing — GER

Lap	Lap Time	T1	T2	T3	T4	Speed
1	1'54.503	29.462	24.401	32.167	28.473	153.8
2	**1'52.103**	27.264	24.482	31.965	28.392	191.0
3	**1'51.861**	26.940	24.477	32.206	28.238	191.4
4	**1'51.538**	26.686	24.271	32.468	28.113	200.6
5	**1'51.859**	27.144	24.435	32.206	28.074	190.3
6	**1'51.861**	26.998	24.317	32.271	28.275	191.0
7	**1'52.015**	27.160	24.379	32.217	28.259	194.7
8	**1'52.510**	27.327	24.694	31.666	28.823	196.2
9	**1'51.355**	26.881	24.316	31.899	28.259	194.0
10	**1'51.779**	26.995	24.417	32.311	28.056	201.8
11	**1'50.664**	26.807	24.125	31.806	27.926	198.6
12	**1'51.905**	27.246	24.647	32.059	27.953	194.3
13	**1'51.357**	26.951	24.391	31.832	28.183	197.0
14	**1'51.567**	26.592	24.292	32.365	28.318	199.0
15	**1'52.068**	27.095	24.593	31.900	28.480	203.0

Fastest Lap:	Noa CUYPERS	Junior Black Knights	BEL	**1'50.653**	26.625	24.364	31.674	27.990

DORNA DATA PROCESSING ,TIMING SERVICE DORNA DATA PROCESSING TIMING SERVICE DORNA DATA PROCESSING TIMING SERVICE DORNA DATA PROCESSING TIMING SERVICE DORNA DATA PROCESSING TIMING SERVICE DORNA DATA PROCESSING TIMING SERVICE DORNA DATA PROCESSING TIMING SERVICE DORNA DATA PROCCEESSS

NORTHERN TALENT CUP

FIM EUROPE

6th 46 Matteo MASILI — FAIRIUM Next Gener — ITA

Lap	Lap Time	T1	T2	T3	T4	Speed
1	1'54.970	29.273	24.451	32.222	29.024	158.7
2	**1'53.091**	27.969	25.025	31.894	28.203	198.6
3	**1'51.563**	26.845	24.380	31.940	28.398	199.8
4	**1'51.771**	26.908	24.544	32.118	28.201	202.2
5	**1'51.886**	26.885	24.409	32.210	28.382	201.8
6	**1'51.294**	26.823	24.312	31.790	28.369	202.6
7	**1'51.427**	26.869	24.173	32.066	28.319	198.6
8	**1'52.359**	27.111	24.826	31.892	28.530	195.5
9	**1'51.424**	27.100	24.203	31.824	28.297	196.2
10	**1'51.946**	26.914	24.808	32.122	28.102	201.4
11	**1'51.307**	26.920	24.425	31.863	28.099	198.6
12	**1'51.678**	26.710	24.558	32.061	28.349	203.0
13	**1'51.452**	26.616	24.591	31.974	28.271	197.4
14	**1'51.202**	26.805	24.083	32.119	28.195	201.8
15	**1'51.808**	26.806	24.602	32.099	28.301	202.6

7th 44 Tibor VARGA — Forty Racing — HUN

Lap	Lap Time	T1	T2	T3	T4	Speed
1	1'54.766	29.658	24.419	32.188	28.501	155.3
2	**1'51.721**	26.877	24.484	32.263	28.097	199.0
3	**1'51.622**	27.146	24.258	32.248	27.970	192.5
4	**1'52.309**	27.545	24.217	32.105	28.442	193.2
5	**1'51.586**	26.915	24.355	32.255	28.061	196.2
6	**1'51.468**	26.818	24.562	31.956	28.132	195.9
7	**1'51.893**	27.195	24.426	32.080	28.192	193.6
8	**1'52.389**	27.367	24.808	31.777	28.437	198.2
9	**1'51.296**	26.990	24.259	31.974	28.073	196.2
10	**1'52.477**	27.459	24.627	32.335	28.056	193.2
11	**1'51.190**	26.808	24.304	32.025	28.053	201.4
12	**1'51.892**	26.786	24.725	31.971	28.410	203.5
13	1'51.436 *	26.601	24.408	32.174	28.253*	199.4
14	**1'50.984**	26.714	24.185	31.896	28.189	200.6
15	1'53.162 *	26.946	24.460	33.389*	28.367	205.1

8th 36 Jurrien VAN CRUG — BB64 Academy — NED

Lap	Lap Time	T1	T2	T3	T4	Speed
1	1'56.155	31.128	24.606	31.990	28.431	161.6
2	**1'51.689**	26.873	24.791	31.896	28.129	199.4
3	**1'51.350**	26.802	24.456	31.839	28.253	199.4
4	**1'51.986**	27.087	24.531	31.954	28.414	200.6
5	**1'51.863**	26.775	24.595	32.087	28.406	201.8
6	**1'51.393**	26.980	24.217	32.062	28.134	202.2
7	**1'52.952**	27.550	24.691	32.074	28.637	200.2
8	**1'52.817**	26.967	24.937	32.482	28.431	195.9
9	**1'51.299**	26.879	24.251	31.883	28.286	197.0
10	**1'51.961**	27.067	24.513	32.020	28.361	194.7
11	**1'51.842**	27.037	24.615	32.007	28.183	194.3
12	**1'52.344**	27.280	24.357	32.358	28.349	198.2
13	**1'52.142**	27.218	24.560	31.875	28.489	194.3
14	**1'52.515**	27.238	24.773	32.242	28.262	192.5
15	**1'52.146**	26.764	24.602	32.225	28.555	197.0

9th 12 Martin VINCZE — Chrobák Motorsport E — HUN

Lap	Lap Time	T1	T2	T3	T4	Speed
1	1'55.669	30.334	24.586	31.980	28.769	160.3
2	**1'51.981**	27.286	24.625	31.873	28.197	201.0
3	**1'51.806**	26.911	24.440	32.036	28.419	198.2
4	**1'52.194**	26.904	24.633	32.261	28.396	201.4
5	**1'51.801**	26.790	24.385	32.164	28.462	201.8
6	**1'51.343**	26.721	24.391	32.081	28.150	204.7
7	**1'52.460**	27.292	24.412	32.375	28.381	200.2
8	**1'52.349**	27.489	24.881	31.884	28.095	191.4
9	**1'52.048**	27.144	24.354	32.471	28.079	195.9
10	**1'51.940**	26.915	24.665	32.221	28.139	197.4
11	**1'51.990**	26.889	24.488	32.358	28.255	197.4
12	**1'52.311**	26.898	24.379	32.523	28.511	202.2
13	**1'52.001**	26.774	24.558	32.206	28.463	200.6
14	**1'53.026**	27.070	24.673	32.860	28.423	197.0
15	**1'51.680**	26.589	24.854	32.204	28.033	201.0

10th 95 Maxime SCHMID — Team Schmid — SWI

Lap	Lap Time	T1	T2	T3	T4	Speed
1	1'56.605	31.163	24.800	32.181	28.461	159.8
2	**1'51.931**	27.001	24.613	31.937	28.380	197.4
3	**1'51.458**	26.730	24.604	31.645	28.479	197.4
4	**1'51.820**	26.719	24.604	32.159	28.338	199.4
5	**1'51.777**	26.946	24.668	31.795	28.368	204.3
6	**1'51.391**	26.699	24.548	31.674	28.470	201.4
7	**1'52.576**	27.256	24.663	32.162	28.495	201.4
8	**1'52.297**	27.146	24.812	31.914	28.425	196.6
9	**1'52.016**	27.027	24.379	32.184	28.426	199.4
10	**1'51.886**	26.811	24.689	32.003	28.383	199.4
11	**1'52.127**	26.849	24.541	32.104	28.633	197.8
12	**1'51.936**	26.783	24.489	32.013	28.651	202.2
13	**1'52.323**	26.947	24.818	32.046	28.512	198.6
14	**1'52.615**	27.101	24.544	32.575	28.395	199.0
15	**1'52.263**	26.677	25.358	31.693	28.535	199.0

11th 57 Kilian HOLZER — HK Racing — AUT

Lap	Lap Time	T1	T2	T3	T4	Speed
1	1'57.427	31.324	24.892	32.802	28.409	160.0
2	**1'53.145**	27.677	24.489	32.328	28.651	195.9
3	**1'52.284**	27.109	24.452	32.168	28.555	192.8
4	**1'52.734**	27.087	24.571	32.492	28.584	192.8
5	**1'52.962**	27.589	24.685	32.274	28.414	194.0
6	**1'52.607**	27.317	24.607	31.925	28.758	196.2
7	**1'51.953**	27.154	24.326	32.210	28.263	198.2
8	**1'52.906**	27.344	24.739	32.145	28.678	194.0
9	**1'53.281**	27.427	24.697	32.587	28.570	198.2
10	**1'53.240**	27.573	25.044	32.216	28.407	192.8
11	**1'53.811**	27.620	24.697	32.330	29.164	191.7
12	**1'52.870**	27.078	24.770	32.337	28.685	195.5
13	**1'52.928**	26.961	24.958	32.356	28.653	194.0
14	**1'53.051**	27.015	24.966	32.715	28.355	195.1
15	**1'52.637**	27.178	24.596	32.269	28.594	187.0

12th 3 Luca GÖTTLICHER — JRP Junior Academy — GER

Lap	Lap Time	T1	T2	T3	T4	Speed
1	1'56.719	31.441	24.890	32.275	28.113	157.7
2	1'54.056 *	28.80*	24.600	32.443	28.204	197.8

Fastest Lap: Noa CUYPERS — Junior Black Knights — BEL — **1'50.653** — 26.625 — 24.364 — 31.674 — 27.990

DORNA DATA PROCESSING ,TIMING SERVICE DORNA DATA PROCESSING TIMING SERVICE DORNA DATA PROCESSING TIMING SERVICE DORNA DATA PROCESSING TIMING SERVICE DORNA DATA PROCESSING TIMING SERVICE DORNA DATA PROCESSING TIMING SERVICE DORNA DATA PROCESSING TIMING SERVICE DORNA DATA PROCCEESSS

Lap	Lap Time	T1	T2	T3	T4	Speed
3	**1'52.190**	27.000	24.657	31.998	28.535	193.6
4	**1'52.698**	27.241	24.464	32.475	28.518	194.7
5	**1'52.170**	27.266	24.528	32.406	27.970	195.1
6	**1'52.612**	27.185	24.582	32.532	28.313	191.0
7	**1'52.477**	27.138	24.745	32.199	28.395	194.0
8	**1'53.360**	27.375	24.763	32.344	28.878	190.3
9	**1'53.292**	27.434	25.046	32.315	28.497	197.4
10	**1'53.242**	27.373	25.240	32.194	28.435	193.2
11	**1'53.650**	27.195	25.004	32.365	29.086	194.3
12	**1'52.981**	27.139	24.885	32.426	28.531	192.5
13	**1'53.108**	27.171	24.676	32.453	28.808	194.0
14	**1'52.421**	26.794	24.865	32.336	28.426	196.2
15	**1'53.066**	26.936	24.630	32.764	28.736	190.6

13th 29 Filip NOVOTNÝ — Brno Circuit JRT — CZE

Lap	Lap Time	T1	T2	T3	T4	Speed
1	1'57.970	31.602	24.979	32.752	28.637	162.4
2	**1'53.146**	27.558	24.784	32.349	28.455	197.0
3	**1'52.403**	26.906	24.792	32.232	28.473	194.0
4	**1'52.735**	27.399	24.647	32.430	28.259	189.5
5	**1'52.648**	27.080	24.973	32.166	28.429	194.3
6	**1'51.966**	27.073	24.651	31.845	28.397	198.2
7	**1'52.583**	27.109	24.386	32.601	28.487	191.7
8	**1'52.655**	27.264	24.568	32.171	28.652	189.9
9	**1'53.305**	27.522	24.812	32.362	28.609	199.0
10	**1'53.244**	27.529	25.115	32.176	28.424	192.5
11	**1'53.671**	27.210	24.669	32.754	29.038	191.0
12	**1'52.993**	27.148	24.870	32.354	28.621	194.3
13	**1'53.152**	27.024	24.767	32.476	28.885	191.7
14	**1'53.214**	26.981	24.882	32.674	28.677	194.0
15	**1'52.704**	26.904	24.860	32.151	28.789	197.4

14th 15 Julius COENEN — Helena und Julius Ra — GER

Lap	Lap Time	T1	T2	T3	T4	Speed
1	1'58.501	31.666	25.083	33.161	28.591	160.0
2	**1'53.671**	28.698	24.640	31.978	28.355	201.8
3	**1'51.978**	26.936	24.708	31.968	28.366	197.4
4	**1'51.894**	27.007	24.608	32.115	28.164	197.0
5	**1'52.728**	27.160	24.914	32.205	28.449	199.8
6	**1'51.521**	26.813	24.530	31.903	28.275	201.0
7	**1'52.482**	27.192	24.670	32.198	28.422	193.6
8	**1'53.009**	27.270	24.842	32.287	28.610	191.0
9	**1'53.968**	27.723	25.342	32.512	28.391	193.6
10	**1'53.540**	27.358	25.201	32.466	28.515	191.4
11	**1'53.349**	27.048	24.899	32.377	29.025	195.1
12	**1'52.903**	27.175	24.987	32.384	28.357	190.3
13	**1'53.163**	27.237	24.779	32.455	28.692	188.5
14	**1'53.013**	26.978	24.820	32.663	28.552	197.4
15	**1'52.800**	26.813	24.756	32.177	29.054	197.4

15th 41 Loris DEKKERS — Junior Black Knights — BEL

Lap	Lap Time	T1	T2	T3	T4	Speed
1	2'01.155	32.745	25.548	33.047	29.815	164.2
2	**1'54.252**	27.826	25.010	32.705	28.711	195.9
3	**1'55.795**	27.320	24.795	35.058	28.622	196.2
4	**1'53.691**	27.410	24.920	32.731	28.630	189.5
5	**1'53.186**	27.083	24.679	32.428	28.996	192.1
6	**1'53.723**	27.212	24.961	32.781	28.769	198.2
7	**1'53.979**	27.618	25.038	32.583	28.740	192.5
8	**1'53.499**	27.290	25.075	32.515	28.619	187.0
9	**1'53.042**	27.152	24.781	32.686	28.423	189.5
10	**1'52.753**	27.178	24.732	32.379	28.464	188.1
11	**1'53.453**	27.314	24.922	32.409	28.808	187.0
12	**1'53.249**	27.047	24.884	32.781	28.537	191.0
13	**1'52.982**	27.018	24.520	32.627	28.817	191.7
14	**1'53.564**	27.230	24.821	32.917	28.596	198.2
15	**1'53.724**	27.577	24.940	32.625	28.582	194.0

16th 22 Sviatoslav PYLYPE — SP-Moto Junior Team — UKR

Lap	Lap Time	T1	T2	T3	T4	Speed
1	1'58.941	31.782	25.224	32.975	28.960	161.3
2	**1'55.584**	28.797	24.908	32.590	29.289	193.6
3	**1'53.910**	27.502	24.948	32.606	28.854	192.5
4	**1'54.336**	27.598	24.796	33.116	28.826	187.0
5	**1'53.486**	27.555	24.715	32.703	28.513	187.4
6	**1'53.222**	27.538	24.582	32.664	28.438	187.0
7	**1'53.666**	27.921	24.694	32.700	28.351	185.3
8	**1'53.343**	27.545	24.716	32.692	28.390	185.3
9	**1'52.874**	27.472	24.588	32.525	28.289	187.0
10	**1'53.024**	27.548	24.783	32.436	28.257	186.0
11	**1'54.499**	27.940	24.987	32.995	28.577	187.0
12	**1'53.519**	27.421	24.642	32.893	28.563	189.9
13	**1'53.681**	27.409	24.850	32.812	28.610	188.8
14	**1'53.753**	27.563	24.728	32.990	28.472	190.6
15	1'53.736 *	28.046	24.755	32.517*	28.418	189.2

17th 33 David SIDOROV — SP-Moto Junior Team — UKR

Lap	Lap Time	T1	T2	T3	T4	Speed
1	1'59.312	32.349	24.990	32.885	29.088	160.8
2	**1'55.448**	29.198	24.669	32.687	28.894	199.8
3	**1'54.610**	27.552	25.101	32.660	29.297	194.7
4	**1'54.238**	27.487	24.948	32.789	29.014	197.8
5	**1'52.872**	26.989	24.828	32.540	28.515	196.6
6	**1'53.541**	27.372	24.582	32.770	28.817	194.3
7	**1'53.512**	27.718	24.605	32.636	28.553	192.5
8	**1'53.394**	27.500	24.624	32.751	28.519	191.7
9	**1'52.987**	27.491	24.556	32.816	28.124	195.1
10	**1'52.982**	27.563	24.675	32.451	28.293	197.4
11	**1'54.201**	27.434	25.013	33.119	28.635	195.1
12	**1'53.569**	27.391	24.591	32.966	28.621	197.0
13	**1'53.693**	27.249	24.867	32.826	28.751	196.2
14	**1'53.671**	27.488	24.802	32.898	28.483	198.2
15	**1'54.342**	27.489	24.987	32.865	29.001	192.8

18th 19 Rio OLOFSEN — TeamNL Open Line — NED

Lap	Lap Time	T1	T2	T3	T4	Speed
1	1'59.567	32.732	24.878	33.223	28.734	162.1
2	**1'52.762**	27.441	24.553	32.449	28.319	196.6
3	**1'52.743**	27.061	24.711	32.349	28.622	194.0
4	**1'54.362**	27.552	24.712	33.116	28.982	186.7
5	**1'53.830**	27.630	24.884	32.815	28.501	186.0
6	**1'53.625**	27.463	24.737	32.664	28.761	186.3

Fastest Lap:	Noa CUYPERS	Junior Black Knights	BEL	**1'50.653**	26.625	24.364	31.674	27.990

DORNA DATA PROCESSING ,TIMING SERVICE DORNA DATA PROCESSING TIMING SERVICE DORNA DATA PROCESSING TIMING SERVICE DORNA DATA PROCESSING TIMING SERVICE DORNA DATA PROCESSING TIMING SERVICE DORNA DATA PROCESSING TIMING SERVICE DORNA DATA PROCESSING TIMING SERVICE DORNA DATA PROCCEESSS

NORTHERN TALENT CUP

Lap	Lap Time	T1	T2	T3	T4	Speed
7	**1'54.024**	27.751	24.863	32.835	28.575	183.6
8	**1'54.334**	27.775	24.929	32.897	28.733	183.3
9	**1'54.392**	28.308	24.834	32.872	28.378	184.6
10	**1'53.599**	27.757	24.552	32.853	28.437	189.9
11	**1'54.185**	27.491	24.864	32.968	28.862	191.0
12	**1'53.510**	27.259	24.785	32.784	28.682	194.0
13	**1'53.651**	27.444	24.587	33.052	28.568	191.7
14	**1'53.980**	27.610	24.881	32.803	28.686	195.1
15	**1'54.059**	27.431	24.967	32.616	29.045	190.6

19th 53 Levin PHOMMARA — Team Phommara — SWI

1	2'00.022	32.653	25.180	32.814	29.375	169.5
2	**1'54.181**	27.480	24.931	32.693	29.077	197.8
3	**1'54.936**	27.466	25.064	32.814	29.592	192.8
4	**1'54.329**	27.314	25.060	32.788	29.167	193.6
5	**1'54.048**	27.419	24.995	32.449	29.185	193.6
6	**1'54.087**	27.138	25.128	32.491	29.330	194.7
7	**1'54.783**	27.685	25.088	32.560	29.450	191.7
8	**1'53.967**	27.264	24.940	32.728	29.035	197.4
9	**1'53.600**	27.066	25.188	32.413	28.933	196.6
10	**1'53.411**	27.164	24.966	32.135	29.146	191.7
11	**1'53.776**	27.193	25.074	32.553	28.956	195.1
12	**1'52.690**	26.824	24.870	32.323	28.673	195.5
13	**1'53.423**	26.853	25.048	32.563	28.959	193.2
14	**1'53.480**	26.842	24.990	32.744	28.904	195.9
15	**1'53.417**	27.013	24.871	32.612	28.921	193.2

20th 21 Laszlo LORINC — BRR Team — HUN

1	2'00.973	33.082	25.603	32.878	29.410	165.6
2	**1'54.321**	27.935	25.035	32.661	28.690	193.2
3	**1'54.522**	27.660	25.251	32.820	28.791	194.0
4	**1'54.307**	27.440	24.940	32.822	29.105	192.8
5	**1'53.717**	27.280	25.055	32.492	28.890	194.0
6	**1'54.390**	27.417	24.837	32.863	29.273	194.3
7	**1'53.745**	27.499	24.993	32.497	28.756	193.6
8	**1'53.927**	27.383	25.066	32.618	28.860	192.1
9	**1'53.156**	27.251	24.811	32.614	28.480	194.7
10	**1'53.184**	27.541	24.790	32.418	28.435	185.3
11	**1'53.487**	27.365	24.957	32.491	28.674	188.8
12	**1'53.465**	27.417	24.787	32.641	28.620	191.4
13	**1'54.233**	27.236	24.963	33.009	29.025	189.9
14	**1'53.533**	27.284	24.745	32.757	28.747	190.3
15	**1'53.322**	27.138	24.759	32.613	28.812	192.5

21st 31 Delano GREVEN — KNMV/DG Motorsport — NED

1	2'00.288	32.550	25.479	33.103	29.156	169.3
2	**1'54.301**	27.478	25.213	32.633	28.977	197.8
3	**1'54.643**	27.556	25.093	32.639	29.355	192.8
4	**1'54.582**	27.481	24.965	33.075	29.061	194.3
5	**1'53.784**	27.220	25.048	32.661	28.855	197.8
6	**1'54.061**	27.213	25.093	32.808	28.947	195.1
7	**1'53.664**	27.286	24.899	32.752	28.727	189.9
8	**1'54.336**	27.515	25.023	32.897	28.901	189.9
9	**1'53.557**	27.501	25.107	32.436	28.513	194.3
10	**1'54.232**	27.449	24.833	32.792	29.158	192.8
11	**1'53.898**	27.371	24.973	32.580	28.974	193.2
12	**1'53.073**	26.897	24.767	32.813	28.596	197.8
13	**1'53.918**	27.014	25.044	32.983	28.877	195.5
14	**1'53.689**	27.051	24.861	32.789	28.988	196.6
15	**1'54.627**	27.169	24.982	33.005	29.471	195.9

22nd 48 Lenoxx PHOMMAR — Team Phommara — SWI

1	1'55.287	30.148	24.208	32.076	28.855	159.5
2	**1'51.975**	27.381	24.318	31.865	28.411	201.4
3	**1'51.833**	27.038	24.372	32.135	28.288	197.0
4	**1'51.930**	27.197	24.315	31.717	28.701	199.4
5	**1'51.927**	26.769	24.606	32.332	28.220	201.8
6	**1'51.265**	27.010	24.205	31.699	28.351	201.0

23rd 7 Rocco SESSLER — MCA Racing — GER

1	1'57.815	31.539	24.981	32.609	28.686	159.2

24th 16 Michal PROKEŠ — Brno Circuit JRT — CZE

1	1'58.133	31.885	25.201	32.556	28.491	164.0

Fastest Lap:	Noa CUYPERS	Junior Black Knights	BEL	**1'50.653**	26.625	24.364	31.674	27.990

DORNA DATA PROCESSING ,TIMING SERVICE DORNA DATA PROCESSING TIMING SERVICE DORNA DATA PROCESSING TIMING SERVICE DORNA DATA PROCESSING TIMING SERVICE DORNA DATA PROCESSING TIMING SERVICE DORNA DATA PROCESSING TIMING SERVICE DORNA DATA PROCESSING TIMING SERVICE DORNA DATA PROCCEESSS

NORTHERN TALENT CUP

Le Mans

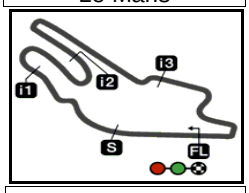

4185 m.

Results and timing service provided by TISSOT

NTC

SHARK GRAND PRIX DE FRANCE
Official Starting Grid

Race : 15 laps = 62.775 km

1	**1** 1'49.688 **92 Rossi MOOR** KTM	**2** 1'49.866 **77 Loris VENEMAN** KTM	**3** 1'50.314 **20 Dustin SCHNEIDER** KTM
2	**4** 1'50.314 **44 Tibor VARGA** KTM	**5** 1'50.329 **18 Noa CUYPERS** KTM	**6** 1'50.374 **46 Matteo MASILI** KTM
3	**7** 1'50.427 **48 Lenoxx PHOMMARA** KTM	**8** 1'50.740 **28 Kevin FARKAS** KTM	**9** 1'50.747 **36 Jurrien VAN CRUGTEN** KTM
4	**10** 1'50.847 **12 Martin VINCZE** KTM	**11** 1'50.968 **95 Maxime SCHMID** KTM	**12** 1'51.246 **3 Luca GÖTTLICHER** KTM
5	**13** 1'51.387 **7 Rocco SESSLER** KTM	**14** 1'51.457 **57 Kilian HOLZER** KTM	**15** 1'51.534 **22 Sviatoslav PYLYPENKO** KTM
6	**16** 1'51.707 **33 David SIDOROV** KTM	**17** 1'51.787 **15 Julius COENEN** KTM	**18** 1'51.843 **29 Filip NOVOTNÝ** KTM
7	**19** 1'51.859 **41 Loris DEKKERS** KTM	**20** 1'52.102 **19 Rio OLOFSEN** KTM	**21** 1'52.614 **21 Laszlo LORINC** KTM
8	**22** 1'53.106 **16 Michal PROKEŠ** KTM	**23** 1'53.403 **53 Levin PHOMMARA** KTM	**24** 1'55.874 **31 Delano GREVEN** KTM

The results are provisional until the end of the limit for protest and appeals and until the ratification of the Event Management Committee.

Time limit for protest expires 60' at the latest after publication of the results - . ..... Time: .....

DORNA DATA PROCESSING TIMING SERVICE DORNA DATA PROCESSING TIMING SERVICE DORNA DATA PROCESSING TIMING SERVICE DORNA DATA PROCESSING TIMING SERVICE DORNA DATA PROCESSING TIMING SERVICE DORNA DATA PROCESSING TIMING SERVICE DORNA DATA PROCESSING TIMING SERVICE DORNA DATA PROCCEESSS

NORTHERN TALENT CUP

FIM EUROPE

Le Mans, Sunday, May 15, 2022

Le Mans

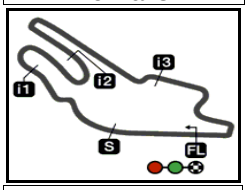

4185 m.

Results and timing service provided by TISSOT

NTC

SHARK GRAND PRIX DE FRANCE
Race Nr. 2
Lap Chart

Pos	1	2	3	4	5	6	7	8	9	10	11	12	13	14	15	16	17	18	19	20	21	22	23	24
Grid	92	77	20	44	18	46	48	28	36	12	95	3	7	57	22	33	15	29	41	19	21	16	53	31

Laps																								
1	20	92	44	46	18	48	28	12	77	36	95	3	57	7	29	16	15	22	33	19	53	31	21	41
2	92	44	20	18	28	48	77	12	36	46	95	57	3	29	15	19	53	22	31	33	21	41		
3	92	44	18	20	28	77	48	36	12	46	95	57	3	29	15	19	22	53	31	33	21	41		
4	20	18	44	77	28	92	48	36	46	12	95	57	3	15	29	19	22	53	33	31	21	41		
5	20	44	77	92	18	28	48	36	46	12	95	3	57	15	29	19	22	33	53	31	21	41		
6	18	44	77	20	92	28	48	36	46	12	95	15	3	29	57	19	22	33	53	31	41	21		
7	18	77	44	28	92	20	46	12	36	95	15	3	57	29	19	22	33	31	41	21	53			
8	28	77	92	44	18	20	46	12	95	36	15	57	29	3	19	22	33	41	31	21	53			
9	92	28	44	18	77	20	46	36	12	95	57	29	3	15	22	19	33	41	21	31	53			
10	18	77	28	92	20	44	46	36	12	95	57	29	3	15	22	33	19	41	21	53	31			
11	20	77	28	18	44	92	46	36	12	95	29	57	3	15	22	33	19	41	21	53	31			
12	28	77	20	92	18	44	46	36	95	12	57	29	3	15	22	33	19	41	21	53	31			
13	77	20	28	92	18	44	46	36	12	95	57	29	3	15	22	33	19	41	53	21	31			
14	28	92	77	20	44	18	46	36	95	12	3	57	29	15	22	33	41	19	53	21	31			
15	28	92	77	18	20	46	44	36	12	95	57	3	29	15	22	41	33	19	53	21	31			

Winner Lapped rider

DORNA DATA PROCESSING TIMING SERVICE DORNA DATA PROCESSING TIMING SERVICE DORNA DATA PROCESSING TIMING SERVICE DORNA DATA PROCESSING TIMING SERVICE DORNA DATA PROCESSING TIMING SERVICE DORNA DATA PROCESSING TIMING SERVICE DORNA DATA PROCESSING TIMING SERVICE DORNA DATA PROCCEESSS

NORTHERN TALENT CUP

FIM EUROPE

Le Mans, Sunday, May 15, 2022

Le Mans

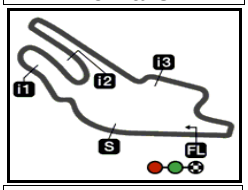

4185 m.

Results and timing service provided by TISSOT

NTC

SHARK GRAND PRIX DE FRANCE
Race Nr. 2
Fastest Lap of Each Rider

		Rider	Nation	Team	Motorcycle	Time	Lap	Total	Gap	
1	18	**Noa CUYPERS**	BEL	Junior Black Knights	KTM	**1'50.653**	6	15		
2	20	**Dustin SCHNEIDER**	GER	Goblin Racing	KTM	**1'50.664**	11	15	0.011	0.011
3	28	**Kevin FARKAS**	HUN	Agria Racing Team	KTM	**1'50.897**	14	15	0.244	0.233
4	92	**Rossi MOOR**	HUN	FAIRIUM Next Generation Riders Te	KTM	**1'50.922**	14	15	0.269	0.025
5	44	**Tibor VARGA**	HUN	Forty Racing	KTM	**1'50.984**	14	15	0.331	0.062
6	46	**Matteo MASILI**	ITA	FAIRIUM Next Generation Riders Te	KTM	**1'51.202**	14	15	0.549	0.218
7	48	**Lenoxx PHOMMARA**	SWI	Team Phommara	KTM	**1'51.265**	6	6	0.612	0.063
8	77	**Loris VENEMAN**	NED	TeamNL Open Line	KTM	**1'51.269**	11	15	0.616	0.004
9	36	**Jurrien VAN CRUGTEN**	NED	BB64 Academy	KTM	**1'51.299**	9	15	0.646	0.030
10	12	**Martin VINCZE**	HUN	Chrobák Motorsport Egyesület	KTM	**1'51.343**	6	15	0.690	0.044
11	95	**Maxime SCHMID**	SWI	Team Schmid	KTM	**1'51.391**	6	15	0.738	0.048
12	15	**Julius COENEN**	GER	Helena und Julius Racing Team - H	KTM	**1'51.521**	6	15	0.868	0.130
13	57	**Kilian HOLZER**	AUT	HK Racing	KTM	**1'51.953**	7	15	1.300	0.432
14	29	**Filip NOVOTNÝ**	CZE	Brno Circuit JRT	KTM	**1'51.966**	6	15	1.313	0.013
15	3	**Luca GÖTTLICHER**	GER	JRP Junior Academy Team	KTM	**1'52.170**	5	15	1.517	0.204
16	53	**Levin PHOMMARA**	SWI	Team Phommara	KTM	**1'52.690**	12	15	2.037	0.520
17	19	**Rio OLOFSEN**	NED	TeamNL Open Line	KTM	**1'52.743**	3	15	2.090	0.053
18	41	**Loris DEKKERS**	BEL	Junior Black Knights	KTM	**1'52.753**	10	15	2.100	0.010
19	33	**David SIDOROV**	UKR	SP-Moto Junior Team Ukraine	KTM	**1'52.872**	5	15	2.219	0.119
20	22	**Sviatoslav PYLYPENKO**	UKR	SP-Moto Junior Team Ukraine	KTM	**1'52.874**	9	15	2.221	0.002
21	31	**Delano GREVEN**	NED	KNMV/DG Motorsport by MIJN VER	KTM	**1'53.073**	12	15	2.420	0.199
22	21	**Laszlo LORINC**	HUN	BRR Team	KTM	**1'53.156**	9	15	2.503	0.083

DORNA DATA PROCESSING ,TIMING SERVICE DORNA DATA PROCESSING TIMING SERVICE DORNA DATA PROCESSING TIMING SERVICE DORNA DATA PROCESSING TIMING SERVICE DORNA DATA PROCESSING TIMING SERVICE DORNA DATA PROCESSING TIMING SERVICE DORNA DATA PROCESSING TIMING SERVICE DORNA DATA PROCCEESSS

NORTHERN TALENT CUP

FIM EUROPE

Le Mans, Sunday, May 15, 2022

Le Mans

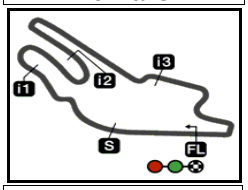

4185 m.

Results and timing service provided by TISSOT

NTC

SHARK GRAND PRIX DE FRANCE

Race Nr. 2

Analysis by Lap

Num Lap Time Gap

Lap 1

20	1'54.503	
92	1'54.630	0.127
44	1'54.766	0.263
46	1'54.970	0.467
18	1'55.151	0.648
48	1'55.287	0.784
28	1'55.450	0.947
12	1'55.669	1.166
77	1'55.793	1.290
36	1'56.155	1.652
95	1'56.605	2.102
3	1'56.719	2.216
57	1'57.427	2.924
7	1'57.815	3.312
29	1'57.970	3.467
16	1'58.133	3.630
15	1'58.501	3.998
22	1'58.941	4.438
33	1'59.312	4.809
19	1'59.567	5.064
53	2'00.022	5.519
31	2'00.288	5.785
21	2'00.973	6.470
41	2'01.155	6.652

Lap 2

92	1'51.715	
44	1'51.721	0.142
20	1'52.103	0.261
18	1'51.767	0.573
28	1'51.583	0.688
48	1'51.975	0.917
77	1'51.722	1.170
12	1'51.981	1.305
36	1'51.689	1.499
46	1'53.091	1.716
95	1'51.931	2.191
57	1'53.145	4.227
3	1'54.056	4.430
29	1'53.146	4.771
15	1'53.671	5.827
19	1'52.762	5.984
53	1'54.181	7.858
22	1'55.584	8.180
31	1'54.301	8.244
33	1'55.448	8.415
21	1'54.321	8.949
41	1'54.252	9.062

Lap 3

92	1'51.591	
44	1'51.622	0.173
18	1'51.399	0.381
20	1'51.861	0.531
28	1'51.602	0.699
77	1'51.368	0.947
48	1'51.833	1.159
36	1'51.350	1.258
12	1'51.806	1.520
46	1'51.563	1.688
95	1'51.458	2.058
57	1'52.284	4.920
3	1'52.190	5.029
29	1'52.403	5.583
15	1'51.978	6.214
19	1'52.743	7.136
22	1'53.910	10.499
53	1'54.936	11.203
31	1'54.643	11.296
33	1'54.610	11.434
21	1'54.522	11.880
41	1'55.795	13.266

Lap 4

20	1'51.538	
18	1'51.894	0.206
44	1'52.309	0.413
77	1'51.682	0.560
28	1'52.090	0.720
92	1'52.959	0.890
48	1'51.930	1.020
36	1'51.986	1.175
46	1'51.771	1.390
12	1'52.194	1.645
95	1'51.820	1.809
57	1'52.734	5.585
3	1'52.698	5.658
15	1'51.894	6.039
29	1'52.735	6.249
19	1'54.362	9.429
22	1'54.336	12.766
53	1'54.329	13.463
33	1'54.238	13.603
31	1'54.582	13.809
21	1'54.307	14.118
41	1'53.691	14.888

Lap 5

20	1'51.859	
44	1'51.586	0.140
77	1'51.680	0.381
92	1'51.509	0.540
18	1'52.353	0.700
28	1'51.999	0.860
48	1'51.927	1.088
36	1'51.863	1.179
46	1'51.886	1.417
12	1'51.801	1.587
95	1'51.777	1.727
3	1'52.170	5.969
57	1'52.962	6.688
15	1'52.728	6.908
29	1'52.648	7.038
19	1'53.830	11.400
22	1'53.486	14.393
33	1'52.872	14.616
53	1'54.048	15.652
31	1'53.784	15.734
21	1'53.717	15.976
41	1'53.186	16.215

Lap 6

18	1'50.653	
44	1'51.468	0.255
77	1'51.377	0.405
20	1'51.861	0.508
92	1'51.446	0.633
28	1'51.295	0.802
48	1'51.265	1.000
36	1'51.393	1.219
46	1'51.294	1.358
12	1'51.343	1.577
95	1'51.391	1.765
15	1'51.521	7.076
3	1'52.612	7.228
29	1'51.966	7.651
57	1'52.607	7.942
19	1'53.625	13.672
22	1'53.222	16.262
33	1'53.541	16.804
53	1'54.087	18.386
31	1'54.061	18.442
41	1'53.723	18.585
21	1'54.390	19.013

Lap 7

18	1'51.749	
77	1'51.578	0.234
44	1'51.893	0.399
28	1'51.433	0.486
92	1'51.741	0.625
20	1'52.015	0.774
46	1'51.427	1.036
12	1'52.460	2.288
36	1'52.952	2.422
95	1'52.576	2.592
15	1'52.482	7.809
3	1'52.477	7.956
57	1'51.953	8.146
29	1'52.583	8.485
19	1'54.024	15.947
22	1'53.666	18.179
33	1'53.512	18.567
31	1'53.664	20.357
41	1'53.979	20.815
21	1'53.745	21.009
53	1'54.783	21.420

Lap 8

28	1'51.646	
77	1'52.224	0.326
92	1'51.937	0.430
44	1'52.389	0.656
18	1'53.038	0.906
20	1'52.510	1.152
46	1'52.359	1.263
12	1'52.349	2.505
95	1'52.297	2.757
36	1'52.817	3.107
15	1'53.009	8.686
57	1'52.906	8.920
29	1'52.655	9.008
3	1'53.360	9.184
19	1'54.334	18.149
22	1'53.343	19.390
33	1'53.394	19.829
41	1'53.499	22.182
31	1'54.336	22.561
21	1'53.927	22.804
53	1'53.967	23.255

Lap 9

92	1'51.124	
28	1'51.642	0.088
44	1'51.296	0.398
18	1'51.230	0.582
77	1'52.035	0.807
20	1'51.355	0.953
46	1'51.424	1.133
36	1'51.299	2.852
12	1'52.048	2.999
95	1'52.016	3.219
57	1'53.281	10.647
29	1'53.305	10.759
3	1'53.292	10.922
15	1'53.968	11.100
22	1'52.874	20.710
19	1'54.392	20.987
33	1'52.987	21.262
41	1'53.042	23.670
21	1'53.156	24.406
31	1'53.557	24.564
53	1'53.600	25.301

Lap 10

18	1'51.499	
77	1'51.479	0.205
28	1'52.317	0.324
92	1'52.579	0.498
20	1'51.779	0.651
44	1'52.477	0.794
46	1'51.946	0.998
36	1'51.961	2.732
12	1'51.940	2.858
95	1'51.886	3.024
57	1'53.240	11.806
29	1'53.244	11.922
3	1'53.242	12.083
15	1'53.540	12.559
22	1'53.024	21.653
33	1'52.982	22.163
19	1'53.599	22.505
41	1'52.753	24.342
21	1'53.184	25.509
53	1'53.411	26.631
31	1'54.232	26.715

Lap 11

20	1'50.664	
77	1'51.269	0.159
28	1'51.300	0.309
18	1'51.861	0.546
44	1'51.190	0.669
92	1'51.646	0.829
46	1'51.307	0.990
36	1'51.842	3.259
12	1'51.990	3.533
95	1'52.127	3.836
29	1'53.671	14.278
57	1'53.811	14.302
3	1'53.650	14.418
15	1'53.349	14.593
22	1'54.499	24.837
33	1'54.201	25.049
19	1'54.185	25.375
41	1'53.453	26.480
21	1'53.487	27.681
53	1'53.776	29.092
31	1'53.898	29.298

Lap 12

28	1'50.992	
77	1'51.380	0.238
20	1'51.905	0.604
92	1'51.392	0.920
18	1'51.821	1.066
44	1'51.892	1.260
46	1'51.678	1.367
36	1'52.344	4.302
95	1'51.936	4.471
12	1'52.311	4.543
57	1'52.870	15.871
29	1'52.993	15.970
3	1'52.981	16.098
15	1'52.903	16.195
22	1'53.519	27.055
33	1'53.569	27.317
19	1'53.510	27.584
41	1'53.249	28.428
21	1'53.465	29.845
53	1'52.690	30.481
31	1'53.073	31.070

Lap 13

77	1'51.484	
20	1'51.357	0.239
28	1'52.119	0.397
92	1'51.369	0.567
18	1'51.361	0.705
44	1'51.436	0.974
46	1'51.452	1.097
36	1'52.142	4.722
12	1'52.001	4.822
95	1'52.323	5.072
57	1'52.928	17.077
29	1'53.152	17.400
3	1'53.108	17.484
15	1'53.163	17.636

☐ Lapped rider

DORNA DATA PROCESSING ,TIMING SERVICE DORNA DATA PROCESSING TIMING SERVICE DORNA DATA PROCESSING TIMING SERVICE DORNA DATA PROCESSING TIMING SERVICE DORNA DATA PROCESSING TIMING SERVICE DORNA DATA PROCESSING TIMING SERVICE DORNA DATA PROCESSING TIMING SERVICE DORNA DATA PROCCEESSS

NORTHERN TALENT CUP

FIM EUROPE

Num	Lap Time	Gap
22	1'53.681	29.014
33	1'53.693	29.288
19	1'53.651	29.513
41	1'52.982	29.688
53	1'53.423	32.182
21	1'54.233	32.356
31	1'53.918	33.266

Lap **14**

28	1'50.897	
92	1'50.922	0.195
77	1'51.626	0.332
20	1'51.567	0.512
44	1'50.984	0.664
18	1'51.426	0.837
46	1'51.202	1.005
36	1'52.515	5.943
95	1'52.615	6.393
12	1'53.026	6.554
3	1'52.421	18.611
57	1'53.051	18.834
29	1'53.214	19.320
15	1'53.013	19.355
22	1'53.753	31.473
33	1'53.671	31.665
41	1'53.564	31.958
19	1'53.980	32.199
53	1'53.480	34.368
21	1'53.533	34.595
31	1'53.689	35.661

Lap **15**

28	1'52.069	
92	1'51.979	0.105
77	1'52.137	0.400
18	1'51.700	0.468
20	1'52.068	0.511
46	1'51.808	0.744
44	1'53.162	1.757
36	1'52.146	6.020
12	1'51.680	6.165
95	1'52.263	6.587
57	1'52.637	19.402
3	1'53.066	19.608
29	1'52.704	19.955
15	1'52.800	20.086
22	1'53.736	33.140
41	1'53.724	33.613
33	1'54.342	33.938
19	1'54.059	34.189
53	1'53.417	35.716
21	1'53.322	35.848
31	1'54.627	38.219

Lapped rider

DORNA DATA PROCESSING ,TIMING SERVICE DORNA DATA PROCESSING TIMING SERVICE DORNA DATA PROCESSING TIMING SERVICE DORNA DATA PROCESSING TIMING SERVICE DORNA DATA PROCESSING TIMING SERVICE DORNA DATA PROCESSING TIMING SERVICE DORNA DATA PROCESSING TIMING SERVICE DORNA DATA PROCCEESSS

Le Mans

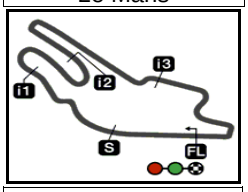

4185 m.

Results and timing service provided by TISSOT

NTC

SHARK GRAND PRIX DE FRANCE

After the **Race Nr. 2**

Event Best Maximum Speed

	Rider	Nation	Team	Motorcycle	Km/h	
18	**Noa CUYPERS**	**BEL**	Junior Black Knights	KTM	**206.8**	Race Nr. 2
44	**Tibor VARGA**	**HUN**	Forty Racing	KTM	**205.1**	Race Nr. 2
12	**Martin VINCZE**	**HUN**	Chrobák Motorsport Egyesület	KTM	**204.7**	Race Nr. 2
95	**Maxime SCHMID**	**SWI**	Team Schmid	KTM	**204.3**	Race Nr. 2
28	**Kevin FARKAS**	**HUN**	Agria Racing Team	KTM	**203.9**	Race Nr. 2
20	**Dustin SCHNEIDER**	**GER**	Goblin Racing	KTM	**203.0**	Race Nr. 2
46	**Matteo MASILI**	**ITA**	FAIRIUM Next Generation Riders	KTM	**203.0**	Race Nr. 2
36	**Jurrien VAN CRUGTEN**	**NED**	BB64 Academy	KTM	**202.2**	Race Nr. 2
48	**Lenoxx PHOMMARA**	**SWI**	Team Phommara	KTM	**201.8**	Race Nr. 2
15	**Julius COENEN**	**GER**	Helena und Julius Racing Team -	KTM	**201.8**	Race Nr. 2
92	**Rossi MOOR**	**HUN**	FAIRIUM Next Generation Riders	KTM	**201.4**	Race Nr. 2
77	**Loris VENEMAN**	**NED**	TeamNL Open Line	KTM	**200.2**	Race Nr. 2
33	**David SIDOROV**	**UKR**	SP-Moto Junior Team Ukraine	KTM	**199.8**	Race Nr. 2
29	**Filip NOVOTNÝ**	**CZE**	Brno Circuit JRT	KTM	**199.0**	Race Nr. 2
57	**Kilian HOLZER**	**AUT**	HK Racing	KTM	**198.2**	Race Nr. 2
41	**Loris DEKKERS**	**BEL**	Junior Black Knights	KTM	**198.2**	Race Nr. 2
16	**Michal PROKEŠ**	**CZE**	Brno Circuit JRT	KTM	**197.8**	Race Nr. 2
31	**Delano GREVEN**	**NED**	KNMV/DG Motorsport by MIJN VE	KTM	**197.8**	Race Nr. 2
53	**Levin PHOMMARA**	**SWI**	Team Phommara	KTM	**197.8**	Race Nr. 2
3	**Luca GÖTTLICHER**	**GER**	JRP Junior Academy Team	KTM	**197.8**	Race Nr. 2
7	**Rocco SESSLER**	**GER**	MCA Racing	KTM	**197.4**	Race Nr. 2
19	**Rio OLOFSEN**	**NED**	TeamNL Open Line	KTM	**196.6**	Race Nr. 2
21	**Laszlo LORINC**	**HUN**	BRR Team	KTM	**194.7**	Race Nr. 2
22	**Sviatoslav PYLYPENKO**	**UKR**	SP-Moto Junior Team Ukraine	KTM	**193.6**	Race Nr. 2

DORNA DATA PROCESSING -TIMING SERVICE DORNA DATA PROCESSING TIMING SERVICE DORNA DATA PROCESSING TIMING SERVICE DORNA DATA PROCESSING TIMING SERVICE DORNA DATA PROCESSING TIMING SERVICE DORNA DATA PROCESSING TIMING SERVICE DORNA DATA PROCESSING TIMING SERVICE DORNA DATA PROCCEESSS

NORTHERN TALENT CUP

FIM EUROPE

Le Mans, Sunday, May 15, 2022

Le Mans

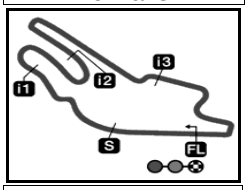

4185 m.

Results and timing service provided by TISSOT

NTC

SHARK GRAND PRIX DE FRANCE

Championship Classification

	Rider		*Nation Points*	FRA	FRA
1	**MOOR Rossi**	HUN	**41**	25	16
2	**VENEMAN Loris**	NED	**40**	20	20
3	**FARKAS Kevin**	HUN	**38**	13	25
4	**MASILI Matteo**	ITA	**26**	16	10
5	**CUYPERS Noa**	BEL	**23**	10	13
6	**SCHNEIDER Dustin**	GER	**18**	7	11
7	**VINCZE Martin**	HUN	**18**	11	7
8	**VARGA Tibor**	HUN	**17**	8	9
9	**GÖTTLICHER Luca**	GER	**13**	9	4
10	**VAN CRUGTEN Jurrien**	NED	**11**	3	8
11	**SCHMID Maxime**	SWI	**10**	4	6
12	**SESSLER Rocco**	GER	**6**	6	-
13	**PHOMMARA Lenoxx**	SWI	**5**	5	-
14	**HOLZER Kilian**	AUT	**5**	-	5
15	**NOVOTNÝ Filip**	CZE	**3**	0	3
16	**COENEN Julius**	GER	**2**	0	2
17	**PROKEŠ Michal**	CZE	**2**	2	-
18	**DEKKERS Loris**	BEL	**2**	1	1
19	**PYLYPENKO Sviatoslav**	UKR	**0**	-	0
20	**PHOMMARA Levin**	SWI	**0**	0	0
21	**SIDOROV David**	UKR	**0**	0	0
22	**OLOFSEN Rio**	NED	**0**	0	0
23	**GREVEN Delano**	NED	**0**	0	0
24	**LORINC Laszlo**	HUN	**0**	0	0

DORNA DATA PROCESSING ,TIMING SERVICE DORNA DATA PROCESSING TIMING SERVICE DORNA DATA PROCESSING TIMING SERVICE DORNA DATA PROCESSING TIMING SERVICE DORNA DATA PROCESSING TIMING SERVICE DORNA DATA PROCESSING TIMING SERVICE DORNA DATA PROCESSING TIMING SERVICE DORNA DATA PROCCEESSS

NORTHERN TALENT CUP

FIM EUROPE

Le Mans, Sunday, May 15, 2022