

RED BULL GRAND PRIX OF THE AMERICAS

Race Nr. 2

Classification after 10 laps = 55.13 km

<i>Pos</i>		<i>Rider</i>	<i>Nation</i>	<i>Team</i>	<i>Motorcycle</i>	<i>Total Time</i>	<i>Km/h</i>	<i>Gap</i>
1	25	99 Jesse SHEDDEN	USA	Jesse James Racing	APRILIA	26'18.414	125.7	
2	20	25 Alexander ENRIQUEZ	USA	California Mini Grand Prix	APRILIA	26'28.134	124.9	9.720
3	16	7 Alessandro DI MARIO	USA	B&M American Racing Team	APRILIA	26'28.182	124.9	9.768
4	13	95 Aiden SNEED	USA	Aiden Sneed 613 Racing	APRILIA	26'45.041	123.6	26.627
5	11	13 Jayden FERNANDEZ	USA	Fernandez Racing	APRILIA	26'45.183	123.6	26.769
6	10	58 Logan CUNNISON	USA	Speed Demon Racing	APRILIA	27'02.164	122.3	43.750
7	9	29 Suhaib SALEM	USA	NJ Moto Racing	APRILIA	27'02.390	122.3	43.976
8	8	10 Emiliano ARCINIEGA	MEX	Monkey Ranch USA	APRILIA	27'02.542	122.3	44.128
9	7	11 Logan MONK	USA	Monk Moto	APRILIA	27'02.852	122.2	44.438
10	6	14 Chase BLACK	USA	Eleven Motorsports	APRILIA	27'03.115	122.2	44.701
11	5	66 Haydn MENG	USA	California Mini Grand Prix	APRILIA	27'11.031	121.6	52.617
12	4	38 Adrian SANCHEZ	USA	Team Sanchez / T3 Racing	APRILIA	27'11.496	121.6	53.082
13	3	81 David ROTH JR	USA	Ocho Uno Racing	APRILIA	27'12.206	121.5	53.792
14	2	23 Philip DEGAMA-BLANCH	CAN	Eurorace-PDBR Team	APRILIA	27'12.229	121.5	53.815
15	1	9 Matthew CHAPIN	USA	Moo Racing	APRILIA	27'17.012	121.2	58.598
16		72 Jack BEAUDRY	CAN	TPL Racing	APRILIA	28'02.648	117.9	1'44.234
17		54 Dylan SINGH	USA	Singh Racing	APRILIA	28'03.108	117.9	1'44.694
Not Classified								
		27 Chris CLARK	USA	Rumble Kong Racing	APRILIA	10'45.327	123.0	6 laps
		34 Britanni VACCARINO	USA	COATZYMOTO/LATINWE	APRILIA	10'45.742	122.9	6 laps

Race condition: Dry
Air: 17°
Humidity: 88%
Ground: 18°

<i>Pole Position:</i>			
Fastest Lap (New record):	Lap 8	Jesse SHEDDEN	2'37.150 126.2 Km/h
Best Race Lap:	2022	Jesse SHEDDEN	2'37.160 126.2 Km/h
All Time Lap Record:	2022	Jesse SHEDDEN	2'36.516 126.8 Km/h

8:15'00

8:27'51

8:31'28

8:32'23

8:42'40 Britanni VACCARINO

8:42'40 Chris CLARK

SIGHTING LAP START

WARM UP LAP START

RACE START

No jump starts

crashed out - Rider OK

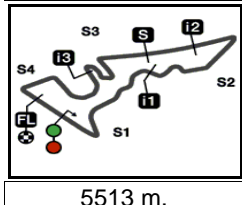
crashed out - Medical Centre

The results are provisional until the end of the limit for protest and appeals.

Time limit for protest expires 30' after publication of the results - Time:

DORNA DATA PROCESSING TIMING SERVICE DORNA DATA PROCESSING TIMING SERVICE DORNA DATA PROCESSING TIMING SERVICE DORNA DATA PROCESSING TIMING SERVICE DORNA DATA PROCESSING TIMING SERVICE DORNA DATA PROCESSING TIMING SERVICE DORNA DATA PROCESSING TIMING SERVICE DORNA DATA PROCESSING TIMING SERVICE DORNA DATA PROCCESSSS





RED BULL GRAND PRIX OF THE AMERICAS

Race Nr. 2

Top Speed & Average



Rider	Nation	Motorcycle	Top 5 speeds					Average	Top
9 Matthew CHAPIN	USA	APRILIA	178.5	172.8	171.9	171.9	171.4	173.0	178.5
58 Logan CUNNISON	USA	APRILIA	177.3	176.4	174.4	172.2	170.3	174.1	177.3
38 Adrian SANCHEZ	USA	APRILIA	176.7	171.7	169.5	169.2	168.2	171.1	176.7
11 Logan MONK	USA	APRILIA	175.6	172.8	172.8	172.2	171.9	173.1	175.6
27 Chris CLARK	USA	APRILIA	175.6	169.2	168.4	167.1		170.1	175.6
23 Philip DEGAMA-BLANCHET	CAN	APRILIA	175.0	171.4	169.8	169.0	168.7	170.8	175.0
34 Britanni VACCARINO	USA	APRILIA	174.1	171.9	171.1	168.4		171.4	174.1
66 Haydn MENG	USA	APRILIA	174.1	171.7	171.4	169.2	166.6	169.9	174.1
54 Dylan SINGH	USA	APRILIA	173.3	163.8	162.8	161.6	161.4	164.6	173.3
81 David ROTH JR	USA	APRILIA	172.8	170.8	167.9	166.1	165.8	168.7	172.8
7 Alessandro DI MARIO	USA	APRILIA	172.2	171.9	170.0	169.2	169.0	170.5	172.2
13 Jayden FERNANDEZ	USA	APRILIA	171.9	169.2	169.0	168.7	167.1	169.2	171.9
25 Alexander ENRIQUEZ	USA	APRILIA	171.7	170.6	169.8	167.9	166.9	169.0	171.7
29 Suhaib SALEM	USA	APRILIA	171.7	168.2	167.9	167.9	167.9	168.7	171.7
14 Chase BLACK	USA	APRILIA	171.4	169.0	169.0	168.4	168.2	169.2	171.4
95 Aiden SNEED	USA	APRILIA	170.0	170.0	169.5	167.4	165.6	168.5	170.0
99 Jesse SHEDDEN	USA	APRILIA	169.8	168.4	168.4	168.2	168.2	168.6	169.8
10 Emiliano ARCINIEGA	MEX	APRILIA	169.5	169.2	168.7	168.2	167.4	168.6	169.5
72 Jack BEAUDRY	CAN	APRILIA	169.2	165.3	164.3	164.1	163.6	165.0	169.2



Race Nr. 2

NATC

Lap	Lap Time	T1	T2	T3	T4	Speed	Lap	Lap Time	T1	T2	T3	T4	Speed
8th 10 Emiliano ARCINIEG Monkey Ranch USA MEX							3	2'44.100	46.557	40.707	41.664	35.172	168.2
							4	2'43.628	46.043	40.586	41.888	35.111	166.9
1	2'41.245	44.883	40.063	41.485	34.814	169.5	5	2'43.691	46.092	40.766	41.533	35.300	167.1
2	2'43.101	45.702	39.449	43.228	34.722	165.6	6	2'43.787 *	46.292	40.543*	42.207	34.745	169.2
3	2'42.105	45.262	39.927	42.020	34.896	167.4	7	2'41.396 *	45.535	39.741*	41.157	34.963	171.7
4	2'41.971	45.726	39.606	41.929	34.710	164.3	8	2'43.683	46.065	39.787	43.119	34.712	162.1
5	2'41.708	45.500	39.223	41.724	35.261	168.7	9	2'42.430	46.578	39.987	41.085	34.780	169.5
6	2'41.986	45.946	39.221	41.754	35.065	166.9	10	2'41.637	45.497	39.574	41.752	34.814	164.1
7	2'42.537	45.675	39.841	42.015	35.006	164.6	13th 81 David ROTH JR Ocho Uno Racing USA						
8	2'43.976	46.450	40.604	41.703	35.219	169.2	1	2'43.966	46.223	40.061	42.590	35.092	172.8
9	2'41.565	45.311	39.694	41.461	35.099	168.2	2	2'42.997	45.703	39.562	42.029	35.703	163.8
10	2'42.348	46.479	39.287	41.572	35.010	167.1	3	2'43.799	46.467	40.199	41.938	35.195	166.1
9th 11 Logan MONK Monk Moto USA							4	2'44.235	46.544	40.629	42.146	34.916	163.3
1	2'43.794	46.839	39.692	42.057	35.206	175.6	5	2'43.701	46.425	40.040	41.942	35.294	163.3
2	2'41.268	45.126	39.334	41.900	34.908	171.9	6	2'44.056	46.641	40.230	42.251	34.934	170.8
3	2'41.143	45.363	39.546	41.336	34.898	172.8	7	2'41.210	45.818	39.134	41.305	34.953	167.9
4	2'40.824	45.429	39.161	41.679	34.555	169.0	8	2'43.655	45.927	40.209	42.212	35.307	165.3
5	2'42.997	45.682	40.107	41.877	35.331	169.5	9	2'42.507	45.688	40.360	41.713	34.746	163.1
6	2'41.906	45.904	39.463	41.442	35.097	172.8	10	2'42.080	45.584	39.518	41.823	35.155	165.8
7	2'42.609	45.821	40.010	41.717	35.061	166.9	14th 23 Philip DEGAMA-BL Eurorace-PDBR Tea CAN						
8	2'44.051	46.151	40.189	41.851	35.860	166.4	1	2'45.218	47.393	39.988	42.339	35.498	175.0
9	2'43.213	46.883	39.493	41.769	35.068	165.3	2	2'42.244	45.906	39.788	41.597	34.953	169.8
10	2'41.047	45.807	39.108	41.073	35.059	172.2	3	2'43.166	45.973	40.162	41.753	35.278	169.0
10th 14 Chase BLACK Eleven Motorsports USA							4	2'44.102	46.464	40.369	42.012	35.257	166.6
1	2'43.244	45.632	40.008	42.757	34.847	169.0	5	2'43.966	46.122	40.255	41.916	35.673	166.4
2	2'41.600	45.149	39.318	42.153	34.980	169.0	6	2'43.769	47.043	39.574	41.961	35.191	168.2
3	2'41.298	44.991	39.575	41.675	35.057	171.4	7	2'42.121	45.973	39.779	41.540	34.829	168.7
4	2'40.521	44.912	39.143	41.811	34.655	165.8	8	2'42.919	46.373	39.590	41.632	35.324	171.4
5	2'43.150	45.456	39.973	42.324	35.397	166.1	9	2'42.110	46.290	39.309	41.460	35.051	166.6
6	2'42.622	45.586	39.656	42.363	35.017	167.9	10	2'42.614	45.717	39.639	42.203	35.055	164.6
7	2'42.642	45.892	39.796	42.394	34.560	167.1	15th 9 Matthew CHAPIN Moo Racing USA						
8	2'43.623	45.858	40.293	41.960	35.512	167.7	1	2'46.339	47.826	40.029	42.646	35.838	178.5
9	2'41.618	45.240	40.020	41.547	34.811	168.4	2	2'44.139	46.365	39.931	42.017	35.826	172.8
10	2'42.797	46.468	39.534	41.764	35.031	168.2	3	2'44.163	46.367	39.853	42.159	35.784	171.9
11th 66 Haydn MENG California Mini Grand USA							4	2'43.958	46.163	40.152	42.176	35.467	171.9
1	2'45.187	47.084	39.954	42.415	35.734	174.1	5	2'44.534	46.579	40.021	42.174	35.760	171.4
2	2'42.811	46.359	39.695	41.581	35.176	171.4	6	2'43.123	46.251	39.595	41.900	35.377	170.8
3	2'43.364 *	45.854	40.392*	41.632	35.486	171.7	7	2'42.181	45.619	39.338	41.982	35.242	169.8
4	2'44.255 *	46.313	40.332*	42.387	35.223	166.6	8	2'42.407	45.735	39.379	41.956	35.337	171.4
5	2'43.287	45.632	40.980	41.503	35.172	169.2	9	2'42.754	45.940	39.620	41.883	35.311	170.3
6	2'43.133	45.963	40.106	41.663	35.401	166.6	10	2'43.414	45.777	39.636	41.925	36.076	169.2
7	2'42.419 *	45.783	39.474*	42.056	35.106	164.8	16th 72 Jack BEAUDRY TPL Racing CAN						
8	2'41.861	45.844	39.290	41.620	35.107	164.6	1	2'47.912	47.970	40.830	42.977	36.135	169.2
9	2'42.490	45.829	39.871	41.615	35.175	161.9	2	2'47.496	47.165	41.226	42.809	36.296	164.1
10	2'42.224 *	45.565	39.245*	42.096	35.318	163.6	3	2'48.041	46.972	41.606	42.920	36.543	165.3
12th 38 Adrian SANCHEZ Team Sanchez / T3 R USA							4	2'47.424	47.321	40.879	42.979	36.245	163.1
1	2'44.350	46.416	40.162	42.544	35.228	176.7	5	2'51.324	49.268	41.946	43.279	36.831	164.3
2	2'42.794	45.430	39.517	42.296	35.551	165.1	6	2'47.430	47.572	40.817	42.826	36.215	162.8

Fastest Lap: Jesse SHEDDEN Jesse James Racing USA **2'37.150** 44.379 38.199 40.364 34.208

DORNA DATA PROCESSING TIMING SERVICE DORNA DATA PROCESSING TIMING SERVICE DORNA DATA PROCESSING TIMING SERVICE DORNA DATA PROCESSING TIMING SERVICE DORNA DATA PROCESSING TIMING SERVICE DORNA DATA PROCESSING TIMING SERVICE DORNA DATA PROCESSING TIMING SERVICE DORNA DATA PROCESSESS



Race Nr. 2

NATC

Lap	Lap Time	T1	T2	T3	T4	Speed	Lap	Lap Time	T1	T2	T3	T4	Speed
7	2'48.405	47.452	41.241	43.443	36.269	162.6							
8	2'49.298	48.364	41.219	42.994	36.721	160.9							
9	2'48.275	47.897	41.127	42.970	36.281	163.6							
10	2'47.043	47.387	41.172	42.551	35.933	163.6							

17th 54 Dylan SINGH Singh Racing USA

1	2'48.687	48.402	40.675	43.364	36.246	173.3
2	2'48.000	47.389	40.831	43.518	36.262	163.8
3	2'48.108	47.571	40.834	43.657	36.046	161.6
4	2'47.935	47.272	40.630	43.530	36.503	161.4
5	2'50.693	49.966	41.243	43.504	35.980	161.1
6	2'48.953	47.215	40.920	43.711	37.107	161.1
7	2'50.285	47.874	41.611	44.151	36.649	158.5
8	2'47.230	47.306	40.695	43.360	35.869	159.5
9	2'47.619	47.351	40.554	43.584	36.130	159.5
10	2'45.598	46.739	40.381	42.781	35.697	162.8

18th 27 Chris CLARK Rumble Kong Racing USA

1	2'41.975	45.985	40.074	41.023	34.893	175.6
2	2'41.464	45.184	39.340	41.578	35.362	169.2
3	2'40.831	44.775	39.322	41.614	35.120	167.1
4	2'41.057	44.621	39.855	41.672	34.909	168.4

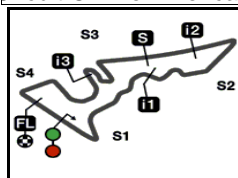
19th 34 Britanni VACCARIN COATZYMOTO/LATI USA

1	2'40.971	45.455	39.320	41.254	34.942	174.1
2	2'42.231	45.505	39.734	41.664	35.328	171.1
3	2'40.709	45.681	38.909	40.969	35.150	171.9
4	2'41.831	45.377	39.626	41.878	34.950	168.4

Fastest Lap: Jesse SHEDDEN Jesse James Racing USA **2'37.150** 44.379 38.199 40.364 34.208

DORNA DATA PROCESSING _TIMING SERVICE DORNA DATA PROCESSING TIMING SERVICE DORNA DATA PROCESSING TIMING SERVICE DORNA DATA PROCESSING TIMING SERVICE DORNA DATA PROCESSING TIMING SERVICE DORNA DATA PROCESSING TIMING SERVICE DORNA DATA PROCESSING TIMING SERVICE DORNA DATA PROCESSING TIMING SERVICE DORNA DATA PROCCESSSS





5513 m.

RED BULL GRAND PRIX OF THE AMERICAS
Official Starting Grid

Race : 10 laps = 55.13 km



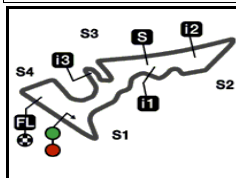
1	3 2'38.056 7 Alessandro DI MARIO Aprilia	2 2'37.804 95 Aiden SNEED Aprilia	1 2'36.516 99 Jesse SHEDDEN Aprilia
	2	6 2'39.249 27 Chris CLARK Aprilia	5 2'39.074 13 Jayden FERNANDEZ Aprilia
3		9 2'40.690 66 Haydn MENG Aprilia	8 2'39.549 14 Chase BLACK Aprilia
	4	12 2'41.843 23 Philip DEGAMA-BLANCHET Aprilia	11 2'41.287 34 Britanni VACCARINO Aprilia
5		15 2'43.425 81 David ROTH JR Aprilia	14 2'42.713 11 Logan MONK Aprilia
	6	18 2'46.045 54 Dylan SINGH Aprilia	17 2'45.103 9 Matthew CHAPIN Aprilia
7			

The results are provisional until the end of the limit for protest and appeals and until the ratification of the Event Management Committee.

Time limit for protest expires 60' at the latest after publication of the results - Time:

DORNA DATA PROCESSING TIMING SERVICE DORNA DATA PROCESSING TIMING SERVICE DORNA DATA PROCESSING TIMING SERVICE DORNA DATA PROCESSING TIMING SERVICE DORNA DATA PROCESSING TIMING SERVICE DORNA DATA PROCESSING TIMING SERVICE DORNA DATA PROCESSING TIMING SERVICE DORNA DATA PROCESSING TIMING SERVICE DORNA DATA PROCCCESS





5513 m.

RED BULL GRAND PRIX OF THE AMERICAS

Race Nr. 2

Lap Chart

Pos	1	2	3	4	5	6	7	8	9	10	11	12	13	14	15	16	17	18	19
Grid	99	95	7	25	13	27	29	14	66	10	34	23	58	11	81	72	9	54	38

1	99	7	95	13	25	29	34	10	27	58	14	11	81	38	66	23	9	72	54
2	99	7	95	25	13	34	27	29	58	10	14	11	81	38	23	66	9	72	54
3	99	7	95	25	13	34	27	58	29	14	11	10	23	81	38	66	9	72	54
4	99	7	25	13	95	27	58	34	14	11	10	29	23	38	81	66	9	72	54
5	99	7	25	95	13	58	14	11	10	29	38	23	81	66	9	72	54		
6	99	25	7	95	13	58	11	10	14	29	66	38	23	81	9	72	54		
7	99	25	7	95	13	58	11	10	14	29	38	81	66	23	9	72	54		
8	99	25	7	95	13	29	58	11	10	14	66	38	23	81	9	72	54		
9	99	25	7	13	95	29	10	58	14	11	66	23	38	81	9	72	54		
10	99	25	7	95	13	58	29	10	11	14	66	38	81	23	9	72	54		

L
a
p
s



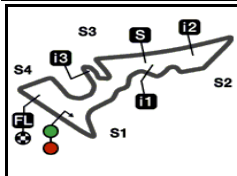
Winner



Lapped rider

DORNA DATA PROCESSING TIMING SERVICE DORNA DATA PROCESSING TIMING SERVICE DORNA DATA PROCESSING TIMING SERVICE DORNA DATA PROCESSING TIMING SERVICE DORNA DATA PROCESSING TIMING SERVICE DORNA DATA PROCESSING TIMING SERVICE DORNA DATA PROCESSING TIMING SERVICE DORNA DATA PROCESSING TIMING SERVICE DORNA DATA PROCCEESSS





5513 m.

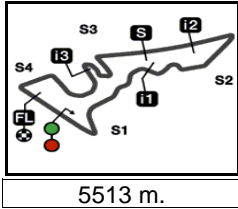
RED BULL GRAND PRIX OF THE AMERICAS

Race Nr. 2

Fastest Lap of Each Rider

	Rider	Nation	Team	Motorcycle	Time	Lap Total	Gap
1	99 Jesse SHEDDEN	USA	Jesse James Racing	APRILIA	2'37.150	8 10	
2	7 Alessandro DI MARIO	USA	B&M American Racing Team	APRILIA	2'37.731	10 10	0.581 0.581
3	25 Alexander ENRIQUEZ	USA	California Mini Grand Prix	APRILIA	2'38.288	6 10	1.138 0.557
4	13 Jayden FERNANDEZ	USA	Fernandez Racing	APRILIA	2'39.548	3 10	2.398 1.260
5	95 Aiden SNEED	USA	Aiden Sneed 613 Racing	APRILIA	2'39.822	5 10	2.672 0.274
6	14 Chase BLACK	USA	Eleven Motorsports	APRILIA	2'40.521	4 10	3.371 0.699
7	58 Logan CUNNISON	USA	Speed Demon Racing	APRILIA	2'40.534	3 10	3.384 0.013
8	34 Britanni VACCARINO	USA	COATZYMOTO/LATINWE	APRILIA	2'40.709	3 4	3.559 0.175
9	11 Logan MONK	USA	Monk Moto	APRILIA	2'40.824	4 10	3.674 0.115
10	27 Chris CLARK	USA	Rumble Kong Racing	APRILIA	2'40.831	3 4	3.681 0.007
11	81 David ROTH JR	USA	Ocho Uno Racing	APRILIA	2'41.210	7 10	4.060 0.379
12	10 Emiliano ARCINIEGA	MEX	Monkey Ranch USA	APRILIA	2'41.565	9 10	4.415 0.355
13	38 Adrian SANCHEZ	USA	Team Sanchez / T3 Racing	APRILIA	2'41.637	10 10	4.487 0.072
14	66 Haydn MENG	USA	California Mini Grand Prix	APRILIA	2'41.861	8 10	4.711 0.224
15	29 Suhaib SALEM	USA	NJ Moto Racing	APRILIA	2'41.995	9 10	4.845 0.134
16	23 Philip DEGAMA-BLANCHET	CAN	Eurorace-PDBR Team	APRILIA	2'42.110	9 10	4.960 0.115
17	9 Matthew CHAPIN	USA	Moo Racing	APRILIA	2'42.181	7 10	5.031 0.071
18	54 Dylan SINGH	USA	Singh Racing	APRILIA	2'45.598	10 10	8.448 3.417
19	72 Jack BEAUDRY	CAN	TPL Racing	APRILIA	2'47.043	10 10	9.893 1.445





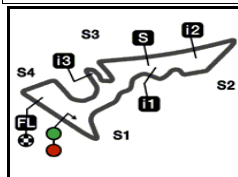
RED BULL GRAND PRIX OF THE AMERICAS

After the Race Nr. 2

Event Best Maximum Speed



Rider	Nation Team	Motorcycle	Km/h
9 Matthew CHAPIN	USA Moo Racing	APRILIA	178.5 Race Nr. 2
58 Logan CUNNISON	USA Speed Demon Racing	APRILIA	177.3 Race Nr. 2
38 Adrian SANCHEZ	USA Team Sanchez / T3 Racing	APRILIA	176.7 Race Nr. 2
11 Logan MONK	USA Monk Moto	APRILIA	175.6 Race Nr. 2
27 Chris CLARK	USA Rumble Kong Racing	APRILIA	175.6 Race Nr. 2
23 Philip DEGAMA-BLANCHET	CAN Eurorace-PDBR Team	APRILIA	175.0 Race Nr. 2
34 Britanni VACCARINO	USA COATZYMOTO/LATINWE	APRILIA	174.1 Race Nr. 2
66 Haydn MENG	USA California Mini Grand Prix	APRILIA	174.1 Race Nr. 2
54 Dylan SINGH	USA Singh Racing	APRILIA	173.3 Race Nr. 2
81 David ROTH JR	USA Ocho Uno Racing	APRILIA	172.8 Race Nr. 2
7 Alessandro DI MARIO	USA B&M American Racing Team	APRILIA	172.2 Race Nr. 2
13 Jayden FERNANDEZ	USA Fernandez Racing	APRILIA	171.9 Race Nr. 2
29 Suhaib SALEM	USA NJ Moto Racing	APRILIA	171.7 Race Nr. 2
25 Alexander ENRIQUEZ	USA California Mini Grand Prix	APRILIA	171.7 Race Nr. 2
14 Chase BLACK	USA Eleven Motorsports	APRILIA	171.4 Race Nr. 2
95 Aiden SNEED	USA Aiden Sneed 613 Racing	APRILIA	170.0 Race Nr. 2
99 Jesse SHEDDEN	USA Jesse James Racing	APRILIA	169.8 Race Nr. 2
10 Emiliano ARCINIEGA	MEX Monkey Ranch USA	APRILIA	169.5 Race Nr. 2
72 Jack BEAUDRY	CAN TPL Racing	APRILIA	169.2 Race Nr. 2



5513 m.

2022 Riders Performance

(Qualifying Position - Starting Position - Race Position)

Rider	Points	AME	AME																
1 SHEDDEN Jesse	50	1	1																
		1-1	1-1	-	-	-	-	-	-	-	-	-	-	-	-	-	-	-	-
2 SNEED Aiden	33	2	2																
		2-2	2-4	-	-	-	-	-	-	-	-	-	-	-	-	-	-	-	-
3 DI MARIO Alessandro	32	3	3																
		3-3	3-3	-	-	-	-	-	-	-	-	-	-	-	-	-	-	-	-
4 ENRIQUEZ Alexander	29	4	4																
		20-7	4-2	-	-	-	-	-	-	-	-	-	-	-	-	-	-	-	-
5 FERNANDEZ Jayden	24	5	5																
		5-4	5-5	-	-	-	-	-	-	-	-	-	-	-	-	-	-	-	-
6 CUNNISON Logan	18	13	13																
		13-8	13-6	-	-	-	-	-	-	-	-	-	-	-	-	-	-	-	-
7 BLACK Chase	16	8	8																
		8-6	8-10	-	-	-	-	-	-	-	-	-	-	-	-	-	-	-	-
8 ARCINIEGA Emiliano	14	10	10																
		10-10	10-8	-	-	-	-	-	-	-	-	-	-	-	-	-	-	-	-
9 VACCARINO Britanni	11	11	11																
		11-5	11-NC	-	-	-	-	-	-	-	-	-	-	-	-	-	-	-	-
10 MONK Logan	11	14	14																
		14-12	14-9	-	-	-	-	-	-	-	-	-	-	-	-	-	-	-	-
11 SALEM Suhaib	9	7	7																
		7-NC	7-7	-	-	-	-	-	-	-	-	-	-	-	-	-	-	-	-
12 DEGAMA-BLANCHET Philip	9	12	12																
		12-9	12-14	-	-	-	-	-	-	-	-	-	-	-	-	-	-	-	-
13 SANCHEZ Adrian	9	NC	NC																
		19-11	19-12	-	-	-	-	-	-	-	-	-	-	-	-	-	-	-	-

NC=Not classified NL=Not finished first lap NP=Not started race re-start N2=Not finished first lap race re-start EX=Excluded NS=Not Started DS=Disqualified

These data/results cannot be reproduced, stored and/or transmitted in whole or in part by any manner of electronic, mechanical, photocopying, recording, broadcasting or otherwise now known or herein after developed without the previous express consent by the copyright owner, except for reproduction in daily press and regular printed publications on sale to the public within 60 days of the event related to those data/results and always provided that copyright symbol appears together as follows below.
© DORNA, 2022

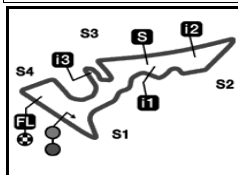


	Rider	Points	AME	AME																
14	MENG Haydn	8	9	9																
			9-13	9-11	-	-	-	-	-	-	-	-	-	-	-	-	-	-	-	-
15	ROTH JR David	5	15	15																
			15-14	15-13	-	-	-	-	-	-	-	-	-	-	-	-	-	-	-	-
16	CHAPIN Matthew	2	17	17																
			17-15	17-15	-	-	-	-	-	-	-	-	-	-	-	-	-	-	-	-
17	BEAUDRY Jack	0	16	16																
			16-16	16-16	-	-	-	-	-	-	-	-	-	-	-	-	-	-	-	-
18	CLARK Chris	0	6	6																
			6-17	6-NC	-	-	-	-	-	-	-	-	-	-	-	-	-	-	-	-
19	SINGH Dylan	0	18	18																
			18-NC	18-17	-	-	-	-	-	-	-	-	-	-	-	-	-	-	-	-

NC=Not classified NL=Not finished first lap NP=Not started race re-start N2=Not finished first lap race re-start EX=Excluded NS=Not Started DS=Disqualified

These data/results cannot be reproduced, stored and/or transmitted in whole or in part by any manner of electronic, mechanical, photocopying, recording, broadcasting or otherwise now known or herein after developed without the previous express consent by the copyright owner, except for reproduction in daily press and regular printed publications on sale to the public within 60 days of the event related to those data/results and always provided that copyright symbol appears together as follows below.
 © DORNA, 2022





5513 m.

RED BULL GRAND PRIX OF THE AMERICAS

Championship Classification

Rider	<i>Nation</i>	<i>Points</i>	AME	AME
1 SHEDDEN Jesse	USA	50	25	25
2 SNEED Aiden	USA	33	20	13
3 DI MARIO Alessandro	USA	32	16	16
4 ENRIQUEZ Alexander	USA	29	9	20
5 FERNANDEZ Jayden	USA	24	13	11
6 CUNNISON Logan	USA	18	8	10
7 BLACK Chase	USA	16	10	6
8 ARCINIEGA Emiliano	MEX	14	6	8
9 VACCARINO Britanni	USA	11	11	-
10 MONK Logan	USA	11	4	7
11 SALEM Suhaib	USA	9	-	9
12 DEGAMA-BLANCHET Philip	CAN	9	7	2
13 SANCHEZ Adrian	USA	9	5	4
14 MENG Haydn	USA	8	3	5
15 ROTH JR David	USA	5	2	3
16 CHAPIN Matthew	USA	2	1	1
17 BEAUDRY Jack	CAN	0	0	0
18 CLARK Chris	USA	0	0	-
19 SINGH Dylan	USA	0	-	0

