

5513 m.

**RED BULL GRAND PRIX OF THE AMERICAS****Race Nr. 1****Classification after 10 laps = 55.13 km**

Pos	Rider	Nation	Team	Motorcycle	Total Time	Km/h	Gap
1	25 99 <b>Jesse SHEDDEN</b>	USA	Jesse James Racing	APRILIA	<b>26'18.380</b>	125.7	
2	20 95 <b>Aiden SNEED</b>	USA	Aiden Sneed 613 Racing	APRILIA	<b>26'47.167</b>	123.4	28.787
3	16 7 <b>Alessandro DI MARIO</b>	USA	B&M American Racing Team	APRILIA	<b>26'47.276</b>	123.4	28.896
4	13 13 <b>Jayden FERNANDEZ</b>	USA	Fernandez Racing	APRILIA	<b>26'47.407</b>	123.4	29.027
5	11 34 <b>Britanni VACCARINO</b>	USA	COATZYMOTO/LATINWE	APRILIA	<b>26'49.438</b>	123.3	31.058
6	10 14 <b>Chase BLACK</b>	USA	Eleven Motorsports	APRILIA	<b>26'50.047</b>	123.2	31.667
7	9 25 <b>Alexander ENRIQUEZ</b>	USA	California Mini Grand Prix	APRILIA	<b>26'56.574</b>	122.7	38.194
8	8 58 <b>Logan CUNNISON</b>	USA	Speed Demon Racing	APRILIA	<b>27'05.110</b>	122.1	46.730
9	7 23 <b>Philip DEGAMA-BLANCH</b>	CAN	Eurorace-PDBR Team	APRILIA	<b>27'05.306</b>	122.1	46.926
10	6 10 <b>Emiliano ARCINIEGA</b>	MEX	Monkey Ranch USA	APRILIA	<b>27'05.904</b>	122.0	47.524
11	5 38 <b>Adrian SANCHEZ</b>	USA	Team Sanchez / T3 Racing	APRILIA	<b>27'09.771</b>	121.7	51.391
12	4 11 <b>Logan MONK</b>	USA	Monk Moto	APRILIA	<b>27'11.151</b>	121.6	52.771
13	3 66 <b>Haydn MENG</b>	USA	California Mini Grand Prix	APRILIA	<b>27'11.826</b>	121.6	53.446
14	2 81 <b>David ROTH JR</b>	USA	Ocho Uno Racing	APRILIA	<b>27'17.536</b>	121.1	59.156
15	1 9 <b>Matthew CHAPIN</b>	USA	Moo Racing	APRILIA	<b>27'39.564</b>	119.5	1'21.184
16	72 <b>Jack BEAUDRY</b>	CAN	TPL Racing	APRILIA	<b>27'42.651</b>	119.3	1'24.271
17	27 <b>Chris CLARK</b>	USA	Rumble Kong Racing	APRILIA	<b>28'08.226</b>	117.5	1'49.846
<b>Not Classified</b>							
	29 <b>Suhaib SALEM</b>	USA	NJ Moto Racing	APRILIA	<b>18'48.645</b>	123.0	3 laps
	54 <b>Dylan SINGH</b>	USA	Singh Racing	APRILIA	<b>5'32.528</b>	119.3	8 laps

Race condition: **Dry**  
 Air: **30°**  
 Humidity: **20%**  
 Ground: **47°**

<b>Pole Position:</b>		<b>Jesse SHEDDEN</b>	<b>2'36.516</b>	126.8 Km/h
<b>Fastest Lap (New record):</b>	Lap 6	<b>Jesse SHEDDEN</b>	<b>2'37.160</b>	126.2 Km/h
<b>Best Race Lap:</b>		<b>New track layout</b>		
<b>All Time Lap Record:</b>	2022	<b>Jesse SHEDDEN</b>	<b>2'36.516</b>	126.8 Km/h

16:15'00

16:27'57

16:31'46

16:31'56 Alexander ENRIQUEZ

16:32'45 -

16:38'53 Chris CLARK

16:39'47 Dylan SINGH

16:40'31 Chris CLARK

16:53'31 Suhaib SALEM

**SIGHTING LAP START****WARM UP LAP START****RACE START**

starting from pit lane

**No jump starts**

crashed out - Rider OK

crashed out - Rider OK

re-joined race

crashed out - Rider OK

The results are provisional until the end of the limit for protest and appeals.

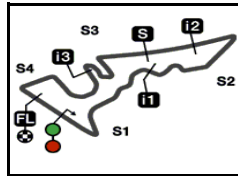
Time limit for protest expires 30' after publication of the results - ..... Time: .....

DORNA DATA PROCESSING TIMING SERVICE DORNA DATA PROCESSING TIMING SERVICE DORNA DATA PROCESSING TIMING SERVICE DORNA DATA PROCESSING TIMING SERVICE DORNA DATA PROCESSING TIMING SERVICE DORNA DATA PROCESSING TIMING SERVICE DORNA DATA PROCESSING TIMING SERVICE DORNA DATA PROCCESSS









5513 m.

## RED BULL GRAND PRIX OF THE AMERICAS

## Race Nr. 1

## Chronological Analysis of Performances

* Lap / Sector time cancelled							T1 Time from finish line to 1st intermediate					T3 Time from 2nd intermed. to 3rd intermed.				
P Crossing the finish line in pit lane							T2 Time from 1st intermed. to 2nd intermed.					T4 Time from 3rd intermediate to finish line				
Lap	Lap Time	T1	T2	T3	T4	Speed	Lap	Lap Time	T1	T2	T3	T4	Speed			
<b>1st</b>	<b>99</b>	<b>Jesse SHEDDEN</b>		Jesse James Racing		USA	6	<b>2'39.808</b>	45.568	38.644	<b>40.959</b>	34.637	<b>168.2</b>			
							7	<b>2'41.217</b>	45.769	39.763	41.289	34.396	167.9			
							8	<b>2'41.449</b>	45.208	39.216	41.407	35.618	166.1			
							9	<b>2'42.798</b>	45.903	40.857	41.452	34.586	160.7			
							10	<b>2'39.474</b>	45.196	<b>38.621</b>	41.560	<b>34.097</b>	161.1			
1	2'35.544	42.345	38.299	40.931	33.969	165.6	<b>5th</b> <b>34</b> <b>Britanni VACCARIN</b> COATZYMOTO/LATI USA									
2	<b>2'38.399</b>	<b>44.411</b>	<b>38.280</b>	41.308	34.400	166.6	1	2'42.347	45.705	40.024	41.325	35.293	<b>171.4</b>			
3	<b>2'38.347</b>	44.826	38.505	40.977	34.039	165.1	2	<b>2'42.029</b>	45.609	39.322	41.933	35.165	165.3			
4	<b>2'38.411</b>	44.711	38.323	41.513	33.864	168.2	3	<b>2'41.071</b>	45.487	39.313	41.651	34.620	165.1			
5	<b>2'37.199</b>	44.871	38.320	<b>40.258</b>	<b>33.750</b>	169.5	4	<b>2'41.338</b>	45.376	39.525	41.475	34.962	167.9			
6	<b>2'37.160</b>	44.419	38.343	40.423	33.975	<b>170.6</b>	5	<b>2'41.184</b>	46.286	38.998	41.212	34.688	167.7			
7	<b>2'38.033</b>	44.924	38.309	40.471	34.329	166.4	6	<b>2'40.330</b>	45.666	38.875	<b>41.047</b>	34.742	168.7			
8	<b>2'38.037</b>	44.508	38.663	40.857	34.009	165.1	7	<b>2'40.062</b>	<b>45.112</b>	<b>38.695</b>	41.656	34.599	166.6			
9	<b>2'39.076</b>	44.785	38.578	41.208	34.505	164.6	8	<b>2'40.521</b>	45.455	38.813	41.208	35.045	166.4			
10	<b>2'38.174</b>	44.913	38.405	40.540	34.316	167.9	9	<b>2'40.804</b>	45.173	39.511	41.438	34.682	162.6			
<b>2nd</b> <b>95</b> <b>Aiden SNEED</b> Aiden Sneed 613 Raci USA							10	<b>2'39.752</b>	45.507	38.716	41.155	<b>34.374</b>	166.4			
1	2'37.541	43.053	38.607	41.523	34.358	162.4	<b>6th</b> <b>14</b> <b>Chase BLACK</b> Eleven Motorsports USA									
2	<b>2'41.127</b>	<b>44.976</b>	39.069	41.910	35.172	163.8	1	2'40.352	44.586	39.292	42.126	34.348	<b>173.9</b>			
3	<b>2'42.419</b>	45.741	39.332	42.557	34.789	160.0	2	<b>2'42.565</b>	45.473	39.706	42.554	34.832	165.6			
4	<b>2'40.813</b>	45.709	39.299	41.509	34.296	165.1	3	<b>2'41.512</b>	45.190	39.349	42.238	34.735	161.1			
5	<b>2'40.648</b>	45.317	39.558	41.372	34.401	<b>166.1</b>	4	<b>2'42.025</b>	45.618	39.314	41.990	35.103	164.6			
6	<b>2'40.176</b>	45.167	39.041	41.331	34.637	160.7	5	<b>2'40.252</b>	44.910	39.069	41.698	34.575	163.6			
7	<b>2'40.793</b>	45.346	39.463	41.470	34.514	160.7	6	<b>2'40.783</b>	45.211	39.151	41.640	34.781	165.3			
8	<b>2'41.551</b>	45.198	38.804	41.560	35.989	165.8	7	<b>2'40.435</b>	45.083	<b>38.904</b>	41.777	34.671	160.0			
9	<b>2'42.530</b>	45.543	39.775	42.032	35.180	159.5	8	<b>2'41.538</b>	45.441	38.994	42.440	34.663	160.9			
10	<b>2'39.569</b>	45.749	<b>38.402</b>	<b>41.194</b>	<b>34.224</b>	161.9	9	<b>2'40.528</b>	<b>44.877</b>	39.328	41.947	34.376	162.6			
<b>3rd</b> <b>7</b> <b>Alessandro DI MARI</b> B&M American Racin USA							10	<b>2'40.057</b>	45.331	39.110	<b>41.306</b>	<b>34.310</b>	165.1			
1	2'37.242	43.404	38.583	40.777	<b>34.478</b>	168.4	<b>7th</b> <b>25</b> <b>Alexander ENRIQU</b> California Mini Grand USA									
2	<b>2'41.748</b>	45.646	38.955	41.894	35.253	166.6	1	2'49.810	38.754	39.627	41.732	34.606	162.8			
3	<b>2'42.479</b>	45.629	39.263	42.791	34.796	160.9	2	<b>2'40.765</b>	45.189	39.236	41.731	34.609	<b>165.6</b>			
4	<b>2'40.243</b>	45.615	39.114	40.942	34.572	166.1	3	<b>2'42.675</b>	45.493	40.272	42.369	34.541	162.4			
5	<b>2'40.491</b>	45.827	39.291	40.864	34.509	167.1	4	<b>2'40.771</b>	45.568	38.786	41.835	34.582	162.1			
6	<b>2'40.915</b>	45.355	39.127	41.646	34.787	159.7	5	<b>2'39.849</b>	45.007	38.705	41.751	34.386	165.3			
7	<b>2'40.127</b>	45.464	39.295	40.793	34.575	166.4	6	<b>2'42.178</b>	46.437	39.698	41.764	<b>34.279</b>	164.6			
8	<b>2'41.507</b>	<b>45.348</b>	38.717	42.041	35.401	162.8	7	<b>2'39.546</b>	45.090	<b>38.578</b>	41.557	34.321	159.5			
9	<b>2'43.076</b>	46.110	39.436	42.333	35.197	161.1	8	<b>2'41.097</b>	44.889	39.835	41.857	34.516	160.0			
10	2'39.448 *	45.892	<b>38.419</b>	<b>40.621</b>	34.516*	<b>169.5</b>	9	<b>2'40.191</b>	<b>44.848</b>	39.160	41.591	34.592	159.5			
<b>4th</b> <b>13</b> <b>Jayden FERNANDE</b> Fernandez Racing USA							10	<b>2'39.692</b>	45.182	38.707	<b>41.182</b>	34.621	160.9			
1	2'39.197	44.138	39.397	41.537	34.125	167.7	* Lap / Sector time cancelled									
2	<b>2'41.064</b>	<b>45.196</b>	39.410	41.730	34.728	166.9	P Crossing the finish line in pit lane									
3	<b>2'41.393</b>	45.386	39.009	42.238	34.760	163.8	T1 Time from finish line to 1st intermediate									
4	<b>2'40.652</b>	46.277	38.803	41.247	34.325	167.4	T2 Time from 1st intermed. to 2nd intermed.									
5	<b>2'40.355</b>	45.439	39.267	41.455	34.194	165.8	T3 Time from 2nd intermed. to 3rd intermed.									
							T4 Time from 3rd intermediate to finish line									

**Fastest Lap:** Jesse SHEDDEN Jesse James Racing USA **2'37.160** 44.419 38.343 40.423 33.975

DORNA DATA PROCESSING TIMING SERVICE DORNA DATA PROCESSING TIMING SERVICE DORNA DATA PROCESSING TIMING SERVICE DORNA DATA PROCESSING TIMING SERVICE DORNA DATA PROCESSING TIMING SERVICE DORNA DATA PROCESSING TIMING SERVICE DORNA DATA PROCCESSS



# Race Nr. 1

# NATC

Lap	Lap Time	T1	T2	T3	T4	Speed	Lap	Lap Time	T1	T2	T3	T4	Speed
<b>8th 58 Logan CUNNISON</b> Speed Demon Racing USA							3	2'43.506	46.022	39.973	42.557	34.954	161.4
							4	2'42.529	45.955	39.259	41.843	35.472	166.1
							5	2'41.782	45.806	39.705	41.620	34.651	168.2
1	2'42.623	45.965	39.709	41.778	35.171	173.0	6	2'42.831	46.330	39.716	41.505	35.280	167.7
2	2'42.298	45.698	39.915	41.687	34.998	171.1	7	2'44.459	46.395	39.809	42.943	35.312	160.2
3	2'42.758	46.097	39.686	42.071	34.904	169.0	8	2'43.535	46.165	40.138	42.071	35.161	166.4
4	2'43.863	46.025	39.581	43.248	35.009	163.3	9	2'43.594	46.306	39.562	41.960	35.766	162.6
5	2'42.803	46.216	39.615	41.873	35.099	170.8	10	2'42.116	46.011	39.713	41.549	34.843	166.1
6	2'42.279	46.174	39.563	41.662	34.880	171.7							
7	2'40.946	45.970	39.520	41.074	34.382	167.9	<b>13th 66 Haydn MENG</b> California Mini Grand USA						
8	2'42.403	45.587	39.603	42.233	34.980	168.7	1	2'44.138	47.046	39.859	42.038	35.195	174.1
9	2'41.964	45.815	39.973	41.349	34.827	166.4	2	2'45.735	46.213	40.111	42.745	36.666	165.1
10	2'43.173	45.839	40.409	41.587	35.338	165.3	3	2'44.723	45.957	41.331	42.323	35.112	165.6
<b>9th 23 Philip DEGAMA-BL</b> Eurorace-PDBR Tea CAN							4	2'42.791	46.178	39.369	42.326	34.918	163.6
1	2'43.748	46.212	40.473	41.984	35.079	170.6	5	2'41.970	45.611	39.243	42.157	34.959	163.6
2	2'43.642	46.051	39.942	42.482	35.167	165.3	6	2'41.394	46.043	39.213	41.311	34.827	165.3
3	2'42.405	46.038	39.649	41.846	34.872	162.6	7	2'41.714	45.521	39.262	41.790	35.141	160.2
4	2'42.022	46.008	39.277	41.757	34.980	164.8	8	2'43.709	45.880	39.839	42.429	35.561	162.1
5	2'41.729	45.953	39.358	41.640	34.778	165.3	9	2'43.142	45.800	39.219	42.785	35.338	160.2
6	2'42.703	46.694	39.256	41.685	35.068	164.8	10	2'42.510	45.799	39.546	41.848	35.317	164.6
7	2'40.942	45.435	38.951	42.017	34.539	160.0							
8	2'42.614	45.582	40.145	41.635	35.252	168.2	<b>14th 81 David ROTH JR</b> Ocho Uno Racing USA						
9	2'42.482	46.185	39.797	41.619	34.881	162.6	1	2'44.321	47.174	40.312	41.783	35.052	165.6
10	2'43.019	45.612	40.524	41.512	35.371	162.6	2	2'43.930	45.772	40.133	42.579	35.446	162.1
<b>10th 10 Emiliano ARCINIEG</b> Monkey Ranch USA MEX							3	2'44.940	46.703	39.913	42.816	35.508	158.1
1	2'43.184	45.415	40.068	42.470	35.231	167.7	4	2'43.440	46.224	40.020	42.183	35.013	163.6
2	2'45.644	45.709	40.812	43.293	35.830	163.8	5	2'42.838	45.896	39.605	42.088	35.249	164.6
3	2'44.700	46.578	40.816	42.340	34.966	164.1	6	2'42.526	46.271	39.345	41.981	34.929	161.4
4	2'42.680	46.287	39.632	41.900	34.861	165.6	7	2'43.039	45.995	39.656	42.257	35.131	157.4
5	2'41.083	45.200	39.559	41.485	34.839	166.4	8	2'44.223	45.971	39.971	42.592	35.689	157.6
6	2'41.175	45.432	39.560	41.509	34.674	167.4	9	2'43.774	46.147	39.811	42.338	35.478	157.4
7	2'43.514	45.592	39.729	43.038	35.155	162.8	10	2'44.505	46.508	39.443	42.779	35.775	160.0
8	2'41.651	45.620	39.296	41.646	35.089	163.8							
9	2'41.220	45.298	39.289	41.708	34.925	163.1	<b>15th 9 Matthew CHAPIN</b> Moo Racing USA						
10	2'41.053	45.469	39.353	41.495	34.736	163.8	1	2'49.176	48.349	40.388	44.376	36.063	166.4
<b>11th 38 Adrian SANCHEZ</b> Team Sanchez / T3 R USA							2	2'46.639	46.947	40.516	42.890	36.286	168.2
1	2'44.633	46.817	40.542	42.298	34.976	166.6	3	2'48.487	46.737	41.784	43.951	36.015	165.3
2	2'45.182	46.028	40.548	42.254	36.352	165.3	4	2'45.635	47.003	40.256	42.760	35.616	169.0
3	2'44.148	46.739	40.156	42.511	34.742	162.4	5	2'43.993	46.322	39.886	42.223	35.562	169.2
4	2'43.087	46.203	39.923	41.961	35.000	163.6	6	2'44.871	46.162	40.145	42.633	35.931	171.7
5	2'42.796	45.552	40.274	41.761	35.209	164.1	7	2'45.562	46.477	40.435	42.733	35.917	165.1
6	2'42.005	46.149	39.502	41.335	35.019	166.6	8	2'45.051	46.163	40.439	42.659	35.790	166.1
7	2'41.852	46.497	39.371	41.349	34.635	159.5	9	2'45.438	46.990	40.297	42.408	35.743	167.9
8	2'42.539	45.344	39.654	42.095	35.446	161.6	10	2'44.712	46.122	39.676	42.701	36.213	167.9
9	2'42.190	45.794	39.694	41.807	34.895	167.1							
10	2'41.339	45.533	39.453	41.437	34.916	162.1	<b>16th 72 Jack BEAUDRY</b> TPL Racing CAN						
<b>12th 11 Logan MONK</b> Monk Moto USA							1	2'47.658	48.712	40.687	42.522	35.737	167.7
1	2'43.438	46.546	39.617	42.093	35.182	170.8	2	2'46.449	46.724	41.373	42.596	35.756	164.6
2	2'43.361	45.987	40.031	41.937	35.406	165.6	3	2'46.455	46.711	41.030	43.123	35.591	162.4
							4	2'47.053	47.622	41.162	42.497	35.772	164.3
							5	2'45.605	46.790	40.423	42.771	35.621	164.6
							6	2'45.935	46.985	40.643	41.763	36.544	166.9

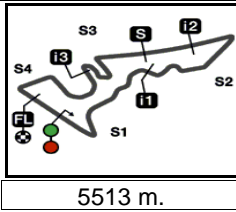
**Fastest Lap:** Jesse SHEDDEN Jesse James Racing USA 2'37.160 44.419 38.343 40.423 33.975

DORNA DATA PROCESSING TIMING SERVICE DORNA DATA PROCESSING TIMING SERVICE DORNA DATA PROCESSING TIMING SERVICE DORNA DATA PROCESSING TIMING SERVICE DORNA DATA PROCESSING TIMING SERVICE DORNA DATA PROCESSING TIMING SERVICE DORNA DATA PROCESSING TIMING SERVICE DORNA DATA PROCESSING TIMING SERVICE DORNA DATA PROCESSESS









## RED BULL GRAND PRIX OF THE AMERICAS Official Starting Grid

Race : 10 laps = 55.13 km



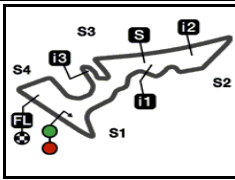
1	<b>3</b> 2'38.056 <b>7 Alessandro DI MARIO</b> Aprilia	<b>2</b> 2'37.804 <b>95 Aiden SNEED</b> Aprilia	<b>1</b> 2'36.516 <b>99 Jesse SHEDDEN</b> Aprilia
2	<b>6</b> 2'39.249 <b>27 Chris CLARK</b> Aprilia	<b>5</b> 2'39.074 <b>13 Jayden FERNANDEZ</b> Aprilia	<b>4</b> 2'38.508 <b>25 Alexander ENRIQUEZ</b> Aprilia
3	<b>9</b> 2'40.690 <b>66 Haydn MENG</b> Aprilia	<b>8</b> 2'39.549 <b>14 Chase BLACK</b> Aprilia	<b>7</b> 2'39.257 <b>29 Suhaib SALEM</b> Aprilia
4	<b>12</b> 2'41.843 <b>23 Philip DEGAMA-BLANCHET</b> Aprilia	<b>11</b> 2'41.287 <b>34 Britanni VACCARINO</b> Aprilia	<b>10</b> 2'41.177 <b>10 Emiliano ARCINIEGA</b> Aprilia
5	<b>15</b> 2'43.425 <b>81 David ROTH JR</b> Aprilia	<b>14</b> 2'42.713 <b>11 Logan MONK</b> Aprilia	<b>13</b> 2'42.169 <b>58 Logan CUNNISON</b> Aprilia
6	<b>18</b> 2'46.045 <b>54 Dylan SINGH</b> Aprilia	<b>17</b> 2'45.103 <b>9 Matthew CHAPIN</b> Aprilia	<b>16</b> 2'45.078 <b>72 Jack BEAUDRY</b> Aprilia
7			<b>19</b> <b>38 Adrian SANCHEZ</b> Aprilia

The results are provisional until the end of the limit for protest and appeals and until the ratification of the Event Management Committee.

Time limit for protest expires 60' at the latest after publication of the results - ..... Time: .....

DORNA DATA PROCESSING TIMING SERVICE DORNA DATA PROCESSING TIMING SERVICE DORNA DATA PROCESSING TIMING SERVICE DORNA DATA PROCESSING TIMING SERVICE DORNA DATA PROCESSING TIMING SERVICE DORNA DATA PROCESSING TIMING SERVICE DORNA DATA PROCESSING TIMING SERVICE DORNA DATA PROCESSING TIMING SERVICE DORNA DATA PROCCESSS





5513 m.

# RED BULL GRAND PRIX OF THE AMERICAS

## Race Nr. 1

### Lap Chart

Pos	1	2	3	4	5	6	7	8	9	10	11	12	13	14	15	16	17	18	19
Grid	99	95	7	25	13	27	29	14	66	10	34	23	58	11	81	72	9	54	38



1	99	7	95	27	13	29	14	34	58	10	11	23	66	81	38	54	72	9	25
2	99	95	7	13	29	14	34	58	11	23	81	10	27	38	66	25	54	72	9
3	99	95	7	13	14	29	34	58	23	11	81	25	10	38	66	72	9	27	
4	99	7	95	13	29	14	34	58	23	11	25	10	81	38	66	72	9	27	
5	99	7	95	13	14	29	34	23	25	58	11	10	66	81	38	72	9	27	
6	99	13	95	7	14	34	29	25	23	58	11	10	66	38	81	9	72	27	
7	99	7	95	13	14	34	29	25	23	58	11	10	66	38	81	9	72	27	
8	99	7	95	13	34	14	25	23	58	10	11	66	38	81	9	72	27		
9	99	95	7	13	34	14	25	58	23	10	38	11	66	81	9	72	27		
10	99	95	7	13	34	14	25	58	23	10	38	11	66	81	9	72	27		

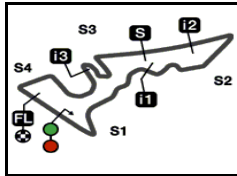
L  
a  
p  
s

Winner       Lapped rider

DORNA DATA PROCESSING TIMING SERVICE DORNA DATA PROCESSING TIMING SERVICE DORNA DATA PROCESSING TIMING SERVICE DORNA DATA PROCESSING TIMING SERVICE DORNA DATA PROCESSING TIMING SERVICE DORNA DATA PROCESSING TIMING SERVICE DORNA DATA PROCESSING TIMING SERVICE DORNA DATA PROCCEESSS







5513 m.

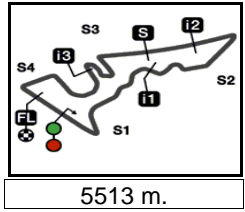
## RED BULL GRAND PRIX OF THE AMERICAS

## Race Nr. 1

## Fastest Lap of Each Rider

	Rider	Nation	Team	Motorcycle	Time	Lap Total	Gap
1	99 Jesse SHEDDEN	USA	Jesse James Racing	APRILIA	<b>2'37.160</b>	6 10	
2	13 Jayden FERNANDEZ	USA	Fernandez Racing	APRILIA	<b>2'39.474</b>	10 10	2.314 2.314
3	25 Alexander ENRIQUEZ	USA	California Mini Grand Prix	APRILIA	<b>2'39.546</b>	7 10	2.386 0.072
4	95 Aiden SNEED	USA	Aiden Sneed 613 Racing	APRILIA	<b>2'39.569</b>	10 10	2.409 0.023
5	34 Britanni VACCARINO	USA	COATZYMOTO/LATINWE	APRILIA	<b>2'39.752</b>	10 10	2.592 0.183
6	14 Chase BLACK	USA	Eleven Motorsports	APRILIA	<b>2'40.057</b>	10 10	2.897 0.305
7	7 Alessandro DI MARIO	USA	B&M American Racing Team	APRILIA	<b>2'40.127</b>	7 10	2.967 0.070
8	29 Suhaib SALEM	USA	NJ Moto Racing	APRILIA	<b>2'40.228</b>	7 7	3.068 0.101
9	23 Philip DEGAMA-BLANCHET	CAN	Eurorace-PDBR Team	APRILIA	<b>2'40.942</b>	7 10	3.782 0.714
10	58 Logan CUNNISON	USA	Speed Demon Racing	APRILIA	<b>2'40.946</b>	7 10	3.786 0.004
11	10 Emiliano ARCINIEGA	MEX	Monkey Ranch USA	APRILIA	<b>2'41.053</b>	10 10	3.893 0.107
12	38 Adrian SANCHEZ	USA	Team Sanchez / T3 Racing	APRILIA	<b>2'41.339</b>	10 10	4.179 0.286
13	66 Haydn MENG	USA	California Mini Grand Prix	APRILIA	<b>2'41.394</b>	6 10	4.234 0.055
14	11 Logan MONK	USA	Monk Moto	APRILIA	<b>2'41.782</b>	5 10	4.622 0.388
15	81 David ROTH JR	USA	Ocho Uno Racing	APRILIA	<b>2'42.526</b>	6 10	5.366 0.744
16	27 Chris CLARK	USA	Rumble Kong Racing	APRILIA	<b>2'42.818</b>	6 10	5.658 0.292
17	9 Matthew CHAPIN	USA	Moo Racing	APRILIA	<b>2'43.993</b>	5 10	6.833 1.175
18	72 Jack BEAUDRY	CAN	TPL Racing	APRILIA	<b>2'45.462</b>	7 10	8.302 1.469
19	54 Dylan SINGH	USA	Singh Racing	APRILIA	<b>2'46.051</b>	2 2	8.891 0.589





RED BULL GRAND PRIX OF THE AMERICAS Race Nr. 1 Analysis by Lap

Num Lap Time Gap

Table with 3 columns: Rider, Lap Time, Gap. Includes data for Lap 1 from rider 99 to 25.

Table with 3 columns: Rider, Lap Time, Gap. Includes data for Lap 2 from rider 99 to 9.

Table with 3 columns: Rider, Lap Time, Gap. Includes data for Lap 3 from rider 99 to 72.

Table with 3 columns: Rider, Lap Time, Gap. Includes data for Lap 4 from rider 99 to 27.

Table with 3 columns: Rider, Lap Time, Gap. Includes data for Lap 5 from rider 99 to 27.

Table with 3 columns: Rider, Lap Time, Gap. Includes data for Lap 6 from rider 99 to 9.

Table with 3 columns: Rider, Lap Time, Gap. Includes data for Lap 7 from rider 99 to 27.

Table with 3 columns: Rider, Lap Time, Gap. Includes data for Lap 8 from rider 99 to 27.

Table with 3 columns: Rider, Lap Time, Gap. Includes data for Lap 9 from rider 99 to 27.

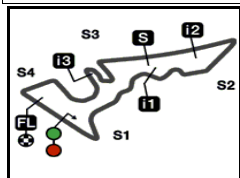
Table with 3 columns: Rider, Lap Time, Gap. Includes data for Lap 10 from rider 99 to 27.

Lapped rider

Small text at the bottom of the page: DORNA DATA PROCESSING TIMING SERVICE DORNA DATA PROCESSING...







After the **RED BULL GRAND PRIX OF THE AMERICAS**

**2022 Riders Performance**

(Qualifying Position - Starting Position - Race Position)

5513 m.

Rider	Points	AME	AME																
1 SHEDDEN Jesse	25	1																	
		1-1	-	-	-	-	-	-	-	-	-	-	-	-	-	-	-	-	-
2 SNEED Aiden	20	2																	
		2-2	-	-	-	-	-	-	-	-	-	-	-	-	-	-	-	-	-
3 DI MARIO Alessandro	16	3																	
		3-3	-	-	-	-	-	-	-	-	-	-	-	-	-	-	-	-	-
4 FERNANDEZ Jayden	13	5																	
		5-4	-	-	-	-	-	-	-	-	-	-	-	-	-	-	-	-	-
5 VACCARINO Britanni	11	11																	
		11-5	-	-	-	-	-	-	-	-	-	-	-	-	-	-	-	-	-
6 BLACK Chase	10	8																	
		8-6	-	-	-	-	-	-	-	-	-	-	-	-	-	-	-	-	-
7 ENRIQUEZ Alexander	9	4																	
		20-7	-	-	-	-	-	-	-	-	-	-	-	-	-	-	-	-	-
8 CUNNISON Logan	8	13																	
		13-8	-	-	-	-	-	-	-	-	-	-	-	-	-	-	-	-	-
9 DEGAMA-BLANCHET Philip	7	12																	
		12-9	-	-	-	-	-	-	-	-	-	-	-	-	-	-	-	-	-
10 ARCINIEGA Emiliano	6	10																	
		10-10	-	-	-	-	-	-	-	-	-	-	-	-	-	-	-	-	-
11 SANCHEZ Adrian	5	NC																	
		19-11	-	-	-	-	-	-	-	-	-	-	-	-	-	-	-	-	-
12 MONK Logan	4	14																	
		14-12	-	-	-	-	-	-	-	-	-	-	-	-	-	-	-	-	-
13 MENG Haydn	3	9																	
		9-13	-	-	-	-	-	-	-	-	-	-	-	-	-	-	-	-	-

NC=Not classified NL=Not finished first lap NP=Not started race re-start N2=Not finished first lap race re-start EX=Excluded NS=Not Started DS=Disqualified

These data/results cannot be reproduced, stored and/or transmitted in whole or in part by any manner of electronic, mechanical, photocopying, recording, broadcasting or otherwise now known or herein after developed without the previous express consent by the copyright owner, except for reproduction in daily press and regular printed publications on sale to the public within 60 days of the event related to those data/results and always provided that copyright symbol appears together as follows below.  
© DORNA, 2022



	Rider	Points	AME	AME																
14	ROTH JR David	2	15																	
			15-14	-	-	-	-	-	-	-	-	-	-	-	-	-	-	-	-	-
15	CHAPIN Matthew	1	17																	
			17-15	-	-	-	-	-	-	-	-	-	-	-	-	-	-	-	-	-
16	BEAUDRY Jack	0	16																	
			16-16	-	-	-	-	-	-	-	-	-	-	-	-	-	-	-	-	-
17	CLARK Chris	0	6																	
			6-17	-	-	-	-	-	-	-	-	-	-	-	-	-	-	-	-	-
18	SALEM Suhaib	0	7																	
			7-NC	-	-	-	-	-	-	-	-	-	-	-	-	-	-	-	-	-
19	SINGH Dylan	0	18																	
			18-NC	-	-	-	-	-	-	-	-	-	-	-	-	-	-	-	-	-

NC=Not classified NL=Not finished first lap NP=Not started race re-start N2=Not finished first lap race re-start EX=Excluded NS=Not Started DS=Disqualified

These data/results cannot be reproduced, stored and/or transmitted in whole or in part by any manner of electronic, mechanical, photocopying, recording, broadcasting or otherwise now known or herein after developed without the previous express consent by the copyright owner, except for reproduction in daily press and regular printed publications on sale to the public within 60 days of the event related to those data/results and always provided that copyright symbol appears together as follows below.  
© DORNA, 2022



