Circuit Of The Americas

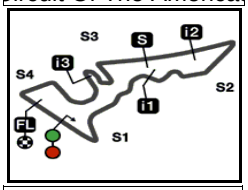

5513 m.

Results and timing service provided by TISSOT

NATC

RED BULL GRAND PRIX OF THE AMERICAS
Free Practice Nr. 2
Classification

		Rider	Nation	Team	Motorcycle	Time	Lap	Total	Gap		Top Speed
1	99	**Jesse SHEDDEN**	USA	Jesse James Racing	APRILIA	**2'36.617**	11	12			**172.5**
2	95	**Aiden SNEED**	USA	Aiden Sneed 613 Racing	APRILIA	**2'37.861**	6	7	1.244	1.244	**172.8**
3	27	**Chris CLARK**	USA	Rumble Kong Racing	APRILIA	**2'38.818**	8	11	2.201	0.957	**178.5**
4	13	**Jayden FERNANDEZ**	USA	Fernandez Racing	APRILIA	**2'39.206**	9	11	2.589	0.388	**171.4**
5	7	**Alessandro DI MARIO**	USA	B&M American Racing Team	APRILIA	**2'39.250**	10	11	2.633	0.044	**171.4**
6	25	**Alexander ENRIQUEZ**	USA	California Mini Grand Prix	APRILIA	**2'39.416**	11	11	2.799	0.166	**165.6**
7	29	**Suhaib SALEM**	USA	NJ Moto Racing	APRILIA	**2'39.598**	9	10	2.981	0.182	**171.1**
8	14	**Chase BLACK**	USA	Eleven Motorsports	APRILIA	**2'40.730**	10	11	4.113	1.132	**169.5**
9	66	**Haydn MENG**	USA	California Mini Grand Prix	APRILIA	**2'40.734**	7	11	4.117	0.004	**169.5**
10	10	**Emiliano ARCINIEGA**	MEX	Monkey Ranch USA	APRILIA	**2'41.201**	11	11	4.584	0.467	**165.3**
11	34	**Britanni VACCARINO**	USA	COATZYMOTO/LATINWE	APRILIA	**2'41.611**	8	11	4.994	0.410	**168.7**
12	81	**David ROTH JR**	USA	Ocho Uno Racing	APRILIA	**2'42.400**	3	10	5.783	0.789	**172.8**
13	11	**Logan MONK**	USA	Monk Moto	APRILIA	**2'44.144**	10	11	7.527	1.744	**168.4**
14	38	**Adrian SANCHEZ**	USA	Team Sanchez / T3 Racing	APRILIA	**2'44.448**	4	9	7.831	0.304	**166.1**
15	23	**Philip DEGAMA-BLANCH**	CAN	Eurorace-PDBR Team	APRILIA	**2'44.487**	11	11	7.870	0.039	**168.2**
16	58	**Logan CUNNISON**	USA	Speed Demon Racing	APRILIA	**2'45.054**	6	11	8.437	0.567	**173.0**
17	72	**Jack BEAUDRY**	CAN	TPL Racing	APRILIA	**2'46.400**	9	10	9.783	1.346	**166.6**
18	54	**Dylan SINGH**	USA	Singh Racing	APRILIA	**2'47.282**	3	10	10.665	0.882	**166.9**
19	9	**Matthew CHAPIN**	USA	Moo Racing	APRILIA	**2'47.956**	11	11	11.339	0.674	**174.4**

Practice condition: **Dry**

Fastest Lap:	Lap: 11	**Jesse SHEDDEN**	**2'36.617**	126.7 Km/h
Best Race Lap:		**New track layout**		
All Time Lap Record:	2022	**Jesse SHEDDEN**	**2'36.617**	126.7 Km/h

The results are provisional until the end of the limit for protest and appeals.

Time limit for protest expires 30' after publication of the results - ..... Time: .....

DORNA DATA PROCESSING .TIMING SERVICE DORNA DATA PROCESSING TIMING SERVICE DORNA DATA PROCESSING TIMING SERVICE DORNA DATA PROCESSING TIMING SERVICE DORNA DATA PROCESSING TIMING SERVICE DORNA DATA PROCESSING TIMING SERVICE DORNA DATA PROCESSING TIMING SERVICE DORNA DATA PROCCEESSS

Austin, Friday, April 08, 2022

Circuit Of The Americas

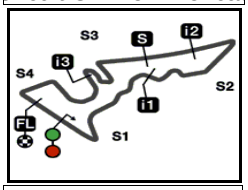

5513 m.

Results and timing service provided by TISSOT

NATC

RED BULL GRAND PRIX OF THE AMERICAS
Free Practice Nr. 2
Top Speed & Average

	Rider	Nation	Motorcycle	Top 5 speeds					Average	Top
27	**Chris CLARK**	USA	APRILIA	178.5	177.0	173.6	172.8	172.2	174.8	**178.5**
9	**Matthew CHAPIN**	USA	APRILIA	174.4	172.8	172.5	172.2	171.9	172.8	**174.4**
58	**Logan CUNNISON**	USA	APRILIA	173.0	172.8	172.8	171.1	170.6	171.8	**173.0**
81	**David ROTH JR**	USA	APRILIA	172.8	169.0	168.7	164.3	160.9	167.1	**172.8**
95	**Aiden SNEED**	USA	APRILIA	172.8	167.7	167.1	166.1	165.8	167.9	**172.8**
99	**Jesse SHEDDEN**	USA	APRILIA	172.5	171.4	170.6	169.8	169.8	170.8	**172.5**
7	**Alessandro DI MARIO**	USA	APRILIA	171.4	169.2	168.2	167.9	167.9	168.9	**171.4**
13	**Jayden FERNANDEZ**	USA	APRILIA	171.4	171.4	170.0	169.8	168.7	170.3	**171.4**
29	**Suhaib SALEM**	USA	APRILIA	171.1	170.6	170.3	169.5	168.2	169.7	**171.1**
14	**Chase BLACK**	USA	APRILIA	169.5	169.2	167.9	167.7	166.9	168.2	**169.5**
66	**Haydn MENG**	USA	APRILIA	169.5	169.2	168.7	167.9	167.7	168.6	**169.5**
34	**Britanni VACCARINO**	USA	APRILIA	168.7	166.4	165.8	165.1	164.6	166.1	**168.7**
11	**Logan MONK**	USA	APRILIA	168.4	167.4	166.6	166.6	166.4	167.1	**168.4**
23	**Philip DEGAMA-BLANCHET**	CAN	APRILIA	168.2	166.1	166.1	164.8	164.3	165.9	**168.2**
54	**Dylan SINGH**	USA	APRILIA	166.9	165.8	165.3	164.6	164.3	165.4	**166.9**
72	**Jack BEAUDRY**	CAN	APRILIA	166.6	165.6	164.8	164.8	164.3	165.2	**166.6**
38	**Adrian SANCHEZ**	USA	APRILIA	166.1	165.8	165.8	165.6	163.1	164.9	**166.1**
25	**Alexander ENRIQUEZ**	USA	APRILIA	165.6	165.1	164.8	164.6	164.3	164.8	**165.6**
10	**Emiliano ARCINIEGA**	MEX	APRILIA	165.3	165.1	165.1	165.1	165.1	165.1	**165.3**

DORNA DATA PROCESSING ,TIMING SERVICE DORNA DATA PROCESSING TIMING SERVICE DORNA DATA PROCESSING TIMING SERVICE DORNA DATA PROCESSING TIMING SERVICE DORNA DATA PROCESSING TIMING SERVICE DORNA DATA PROCESSING TIMING SERVICE DORNA DATA PROCESSING TIMING SERVICE DORNA DATA PROCCEESSS

Austin, Friday, April 08, 2022

Circuit Of The Americas

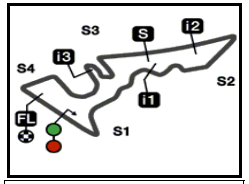

5513 m.

Results and timing service provided by TISSOT

NATC

RED BULL GRAND PRIX OF THE AMERICAS

Free Practice Nr. 2

Best Partial Times

IT *Ideal Lap Time, sum of the best partial times* ***BT*** *Best Lap Time*

T1			T2		T3		T4	
Pos	Rider	Time	Rider	Time	Rider	Time	Rider	Time
1	A.SNEED	43.773	J.SHEDDEN	38.220	J.SHEDDEN	40.265	J.SHEDDEN	33.423
2	**J.SHEDDEN**	**43.990**	**A.DI MARIO**	**38.589**	**C.CLARK**	**40.729**	**A.SNEED**	**34.015**
3	C.CLARK	44.382	A.SNEED	38.628	A.SNEED	40.764	J.FERNANDEZ	34.222
4	**A.ENRIQUEZ**	**44.698**	**A.ENRIQUEZ**	**38.646**	**A.ENRIQUEZ**	**41.003**	**A.ENRIQUEZ**	**34.279**
5	J.FERNANDEZ	44.754	C.CLARK	38.782	J.FERNANDEZ	41.111	C.BLACK	34.341
6	**S.SALEM**	**44.866**	**J.FERNANDEZ**	**38.838**	**A.DI MARIO**	**41.135**	**S.SALEM**	**34.359**
7	A.DI MARIO	44.900	E.ARCINIEGA	39.136	S.SALEM	41.234	A.DI MARIO	34.366
8	**C.BLACK**	**44.992**	**S.SALEM**	**39.139**	**B.VACCARINO**	**41.408**	**C.CLARK**	**34.367**
9	H.MENG	45.275	C.BLACK	39.253	H.MENG	41.487	H.MENG	34.608
10	**D.ROTH JR**	**45.360**	**H.MENG**	**39.321**	**E.ARCINIEGA**	**41.574**	**E.ARCINIEGA**	**34.628**
11	E.ARCINIEGA	45.435	B.VACCARINO	39.417	C.BLACK	41.601	B.VACCARINO	34.721
12	**B.VACCARINO**	**45.703**	**P.DEGAMA-BLA**	**39.870**	**D.ROTH JR**	**41.656**	**D.ROTH JR**	**35.103**
13	L.CUNNISON	45.798	D.ROTH JR	40.019	A.SANCHEZ	41.935	P.DEGAMA-BLA	35.195
14	**L.MONK**	**45.802**	**A.SANCHEZ**	**40.048**	**P.DEGAMA-BLA**	**41.998**	**D.SINGH**	**35.588**
15	A.SANCHEZ	45.917	L.MONK	40.172	L.CUNNISON	42.079	L.CUNNISON	35.594
16	**P.DEGAMA-BLA**	**46.376**	**L.CUNNISON**	**40.518**	**L.MONK**	**42.183**	**L.MONK**	**35.621**
17	D.SINGH	46.609	J.BEAUDRY	40.733	J.BEAUDRY	42.421	A.SANCHEZ	35.635
18	**M.CHAPIN**	**46.798**	**D.SINGH**	**40.905**	**M.CHAPIN**	**42.779**	**J.BEAUDRY**	**36.085**
19	J.BEAUDRY	47.091	M.CHAPIN	41.145	D.SINGH	43.287	M.CHAPIN	36.535

Pos	Rider	IT	BT	
1	**J.SHEDDEN**	2'35.898	2'36.617	(1)
2	**A.SNEED**	2'37.180	2'37.861	(2)
3	**C.CLARK**	2'38.260	2'38.818	(3)
4	**A.ENRIQUEZ**	2'38.626	2'39.416	(6)
5	**J.FERNANDEZ**	2'38.925	2'39.206	(4)
6	**A.DI MARIO**	2'38.990	2'39.250	(5)
7	**S.SALEM**	2'39.598	2'39.598	(7)
8	**C.BLACK**	2'40.187	2'40.730	(8)
9	**H.MENG**	2'40.691	2'40.734	(9)
10	**E.ARCINIEGA**	2'40.773	2'41.201	(10)
11	**B.VACCARINO**	2'41.249	2'41.611	(11)
12	**D.ROTH JR**	2'42.138	2'42.400	(12)
13	**P.DEGAMA-BL**	2'43.439	2'44.487	(15)
14	**A.SANCHEZ**	2'43.535	2'44.448	(14)
15	**L.MONK**	2'43.778	2'44.144	(13)
16	**L.CUNNISON**	2'43.989	2'45.054	(16)
17	**J.BEAUDRY**	2'46.330	2'46.400	(17)
18	**D.SINGH**	2'46.389	2'47.282	(18)
19	**M.CHAPIN**	2'47.257	2'47.956	(19)

These data/results cannot be reproduced, stored and/or transmitted in whole or in part by any manner of electronic, mechanical, photocopying, recording, broadcasting or otherwise now known or herein after developed without the previous express consent by the copyright owner, except for reproduction in daily press and regular printed publications on sale to the public within 60 days of the event related to those data/results and always provided that copyright symbol appears together as follows below.
© DORNA, 2022

Circuit Of The Americas Results and timing service provided by TISSOT

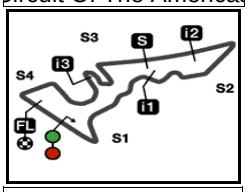

5513 m.

NATC

RED BULL GRAND PRIX OF THE AMERICAS

Free Practice Nr. 2

Fastest Laps Sequence

Practice Time		Rider	Nation	Motorcycle	Time	Km/h	Rider's Lap
5'50.592	25	**Alexander ENRIQUEZ**	USA	APRILIA	**2'42.075**	122.4	2
5'55.663	95	**Aiden SNEED**	USA	APRILIA	**2'40.736**	123.4	2
8'31.304	25	**Alexander ENRIQUEZ**	USA	APRILIA	**2'40.712**	123.4	3
8'34.411	95	**Aiden SNEED**	USA	APRILIA	**2'38.748**	125.0	3
13'51.591	95	**Aiden SNEED**	USA	APRILIA	**2'38.027**	125.5	5
16'29.452	95	**Aiden SNEED**	USA	APRILIA	**2'37.861**	125.7	6
27'11.186	99	**Jesse SHEDDEN**	USA	APRILIA	**2'36.953**	126.4	10
29'47.803	99	**Jesse SHEDDEN**	USA	APRILIA	**2'36.617**	126.7	11

DORNA DATA PROCESSING ,TIMING SERVICE DORNA DATA PROCESSING TIMING SERVICE DORNA DATA PROCESSING TIMING SERVICE DORNA DATA PROCESSING TIMING SERVICE DORNA DATA PROCESSING TIMING SERVICE DORNA DATA PROCESSING TIMING SERVICE DORNA DATA PROCESSING TIMING SERVICE DORNA DATA PROCCEESSS

Austin, Friday, April 08, 2022

Circuit Of The Americas

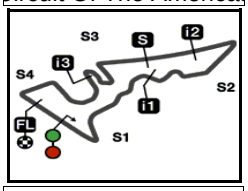

5513 m.

Results and timing service provided by TISSOT

NATC

RED BULL GRAND PRIX OF THE AMERICAS
Free Practice Nr. 2
Chronological Analysis of Performances

** Lap / Sector time cancelled*
P Crossing the finish line in pit lane
T1 Time from finish line to 1st intermediate
T2 Time from 1st intermed. to 2nd intermed.
T3 Time from 2nd intermed. to 3rd intermed.
T4 Time from 3rd intermediate to finish line

1st 99 Jesse SHEDDEN — Jesse James Racing — USA

Lap	Lap Time	T1	T2	T3	T4	Speed
1	3'16.375	46.365	41.747	42.868	35.130	168.7
2	**2'43.039**	45.286	40.381	42.330	35.042	171.4
3	**2'40.610**	44.733	39.837	41.336	34.704	172.5
4	**2'39.241**	44.904	39.059	41.044	34.234	169.8
5	**2'38.375**	44.451	38.746	40.745	34.433	170.6
6	**2'40.376**	44.713	39.039	41.958	34.666	169.0
7	**2'39.470**	44.666	39.391	41.206	34.207	169.8
8	**2'38.446**	44.988	38.502	41.090	33.866	166.6
9	**2'38.301**	44.718	38.789	40.762	34.032	168.2
10	**2'36.953**	44.555	38.397	40.265	33.736	168.7
11	**2'36.617**	44.240	38.220	40.734	33.423	165.1
12	**2'37.965**	43.990	38.524	41.338	34.113	165.3

2nd 95 Aiden SNEED — Aiden Sneed 613 Raci — USA

Lap	Lap Time	T1	T2	T3	T4	Speed
1	3'14.927	43.372	42.674	42.605	35.787	158.8
2	**2'40.736**	45.163	39.733	41.391	34.449	167.1
3	**2'38.748**	44.728	38.750	41.026	34.244	172.8
4	**2'39.153**	44.394	39.073	41.671	34.015	166.1
5	**2'38.027**	44.468	38.628	40.764	34.167	167.7
6	**2'37.861**	43.773	38.847	41.114	34.127	165.8
7	3'03.464 P	47.578	42.378	43.628	49.880	163.1

3rd 27 Chris CLARK — Rumble Kong Racing — USA

Lap	Lap Time	T1	T2	T3	T4	Speed
1	3'10.244	43.311	42.216	43.291	35.992	169.8
2	**2'43.332**	45.879	40.471	41.703	35.279	177.0
3	**2'41.468**	45.238	39.658	41.363	35.209	171.7
4	2'40.653 *	44.778	39.171	41.430	35.274*	172.2
5	**2'41.393**	45.159	39.560	41.654	35.020	172.8
6	**2'41.650**	45.044	39.500	41.979	35.127	173.6
7	**2'39.403**	44.515	39.726	40.729	34.433	178.5
8	**2'38.818**	44.597	38.782	41.072	34.367	171.4
9	**2'39.223**	44.382	39.197	41.186	34.458	170.6
10	**2'41.308**	45.115	39.685	41.406	35.102	167.7
11	2'48.755 P	45.486	39.447	42.388	41.434	164.1

4th 13 Jayden FERNANDE — Fernandez Racing — USA

Lap	Lap Time	T1	T2	T3	T4	Speed
1	3'11.167	44.181	42.053	44.331	35.717	167.9
2	**2'42.681**	45.590	39.553	42.263	35.275	168.7
3	**2'42.098**	45.816	39.526	41.836	34.920	171.4
4	**2'40.476**	45.570	39.242	41.262	34.402	171.4
5	**2'41.058**	45.508	39.111	41.430	35.009	169.8
6	2'48.013 P	45.295	39.448	41.723	41.547	170.0
7	4'00.087	42.109	39.141	41.973	34.539	162.8
8	**2'40.730**	45.799	38.883	41.471	34.577	164.8
9	**2'39.206**	44.754	39.094	41.111	34.247	165.6
10	**2'39.359**	44.978	38.916	41.243	34.222	162.8
11	**2'39.472**	44.765	38.838	41.422	34.447	163.6

5th 7 Alessandro DI MARI — B&M American Racin — USA

Lap	Lap Time	T1	T2	T3	T4	Speed
1	3'19.618	45.924	43.006	43.407	36.271	166.4
2	**2'43.121**	45.792	39.595	42.217	35.517	167.9
3	**2'41.089**	45.578	39.156	41.619	34.736	169.2
4	2'50.725 P	46.314	40.263	42.760	41.388	171.4
5	4'07.160	40.484	39.339	41.424	34.848	167.9
6	**2'40.564**	45.505	39.072	41.424	34.563	168.2
7	**2'39.680**	45.239	38.805	41.270	34.366	165.8
8	**2'39.406**	45.135	38.726	41.135	34.410	166.9
9	**2'50.839**	47.295	41.622	47.245	34.677	140.6
10	**2'39.250**	44.900	38.589	41.329	34.432	165.1
11	**2'47.423**	47.908	40.903	43.005	35.607	163.3

6th 25 Alexander ENRIQU — California Mini Grand — USA

Lap	Lap Time	T1	T2	T3	T4	Speed
1	3'08.517	44.300	41.725	42.523	35.744	165.1
2	**2'42.075**	45.514	39.793	41.867	34.901	164.8
3	**2'40.712**	45.169	39.455	41.363	34.725	164.6
4	**2'40.092**	45.654	39.003	41.156	34.279	164.3
5	**2'40.020**	45.205	38.977	41.118	34.720	164.1
6	2'58.538 P	45.072	40.533	43.656	49.277	161.4
7	4'05.829	40.828	40.030	43.051	34.659	162.6
8	**2'39.544**	45.307	38.646	41.003	34.588	165.6
9	**2'41.618**	45.043	40.119	41.145	35.311	164.3
10	**2'39.514**	45.000	38.712	41.453	34.349	160.2
11	**2'39.416**	44.698	38.811	41.358	34.549	161.6

7th 29 Suhaib SALEM — NJ Moto Racing — USA

Lap	Lap Time	T1	T2	T3	T4	Speed
1	3'09.321	41.855	41.585	42.856	35.482	170.3
2	**2'42.348**	45.915	40.062	41.674	34.697	169.5
3	**2'41.511**	45.224	39.969	41.681	34.637	168.2
4	**2'41.417**	45.686	39.366	41.713	34.652	171.1
5	**2'39.967**	45.000	39.326	41.244	34.397	168.2
6	2'40.719 *	44.918	39.499	41.872	34.430*	167.4
7	2'59.444 P	46.902	40.471	41.820	50.251	170.6
8	7'43.913	43.279	39.414	41.467	34.494	167.7
9	**2'39.598**	44.866	39.139	41.234	34.359	166.9

Fastest Lap:	Dylan SINGH	Singh Racing	USA	**2'36.617**	44.240	38.220	40.734	33.423

DORNA DATA PROCESSING -TIMING SERVICE DORNA DATA PROCESSING TIMING SERVICE DORNA DATA PROCESSING TIMING SERVICE DORNA DATA PROCESSING TIMING SERVICE DORNA DATA PROCESSING TIMING SERVICE DORNA DATA PROCESSING TIMING SERVICE DORNA DATA PROCESSING TIMING SERVICE DORNA DATA PROCCEESSS

Lap	Lap Time	T1	T2	T3	T4	Speed
10	**2'40.245**	45.015	39.204	41.606	34.420	164.3

8th 14 Chase BLACK — Eleven Motorsports — USA

1	3'08.346	44.084	43.341	43.604	36.525	161.9
2	**2'44.438**	46.473	40.240	42.666	35.059	163.6
3	**2'42.662**	45.609	40.065	42.088	34.900	169.2
4	**2'41.665**	45.163	39.749	42.141	34.612	166.9
5	**2'41.125**	45.517	39.496	41.721	34.391	167.7
6	**2'40.995**	44.992	39.615	41.601	34.787	169.5
7	2'58.087 P	45.349	40.621	43.394	48.723	165.8
8	4'11.889	47.550	41.448	43.208	35.052	162.1
9	**2'42.067**	45.254	39.481	42.612	34.720	164.8
10	**2'40.730**	45.240	39.253	41.896	34.341	167.9
11	**2'46.529**	47.038	40.918	42.514	36.059	165.3

9th 66 Haydn MENG — California Mini Grand — USA

1	3'11.822	44.635	42.186	44.449	36.784	165.6
2	**2'47.577**	47.526	40.411	43.008	36.632	166.4
3	**2'43.405**	46.221	39.911	41.733	35.540	169.5
4	**2'43.578**	46.335	40.100	41.654	35.489	168.7
5	**2'44.515**	45.872	40.157	42.286	36.200	169.2
6	**2'42.594**	45.642	40.151	41.591	35.210	167.9
7	**2'40.734**	45.275	39.358	41.493	34.608	167.7
8	**2'41.365**	45.368	39.718	41.529	34.750	165.8
9	**2'41.861**	45.751	39.321	41.876	34.913	164.6
10	**2'41.786**	45.555	39.356	41.862	35.013	165.3
11	**2'42.050**	46.070	39.605	41.487	34.888	163.6

10th 10 Emiliano ARCINIEG — Monkey Ranch USA — MEX

1	3'12.117	43.688	41.997	44.332	36.032	164.1
2	**2'43.505**	46.310	39.580	42.030	35.585	165.1
3	**2'42.891**	46.147	39.692	41.747	35.305	165.3
4	2'46.151 *	46.204	42.071*	41.877	35.999	165.1
5	**2'43.516**	46.155	39.915	41.972	35.474	165.1
6	**2'42.815**	46.086	39.768	41.928	35.033	165.1
7	**2'42.274**	46.213	39.154	42.279	34.628	156.7
8	**2'41.342**	45.750	39.196	41.633	34.763	162.1
9	**2'43.196**	45.752	40.111	42.453	34.880	163.1
10	**2'41.619**	45.608	39.136	42.081	34.794	163.3
11	**2'41.201**	45.435	39.304	41.574	34.888	161.1

11th 34 Britanni VACCARIN — COATZYMOTO/LATI — USA

1	3'12.614	43.170	41.502	44.147	36.075	166.4
2	**2'44.857**	47.181	40.330	41.837	35.509	168.7
3	**2'42.480**	45.749	40.015	41.546	35.170	165.8
4	**2'43.898**	45.835	40.238	42.450	35.375	165.1
5	**2'43.952**	46.215	40.068	42.063	35.606	163.3
6	**2'42.907**	45.849	40.076	41.718	35.264	163.6
7	**2'41.834**	45.703	39.760	41.438	34.933	163.6
8	**2'41.611**	45.903	39.471	41.516	34.721	161.9
9	**2'43.040**	45.707	40.387	41.709	35.237	163.8
10	**2'42.861**	46.760	39.417	41.653	35.031	161.9

Lap	Lap Time	T1	T2	T3	T4	Speed
11	**2'41.698**	45.758	39.802	41.408	34.730	164.6

12th 81 David ROTH JR — Ocho Uno Racing — USA

1	3'12.986	42.987	41.261	43.824	36.203	164.3
2	**2'45.445**	47.109	40.581	42.015	35.740	169.0
3	**2'42.400**	45.360	40.281	41.656	35.103	172.8
4	**2'42.875**	45.396	40.019	41.696	35.764	168.7
5	2'51.727 P	46.832	40.110	43.719	41.066	158.1
6	3'41.420	40.485	40.359	43.624	37.027	156.2
7	3'22.371 P	47.775	44.203	55.082	55.311	129.8
8	4'19.107	41.853	40.048	42.407	36.631	159.5
9	**2'47.143**	48.466	40.693	42.453	35.531	160.9
10	2'56.532 P	46.644	40.948	44.492	44.448	158.5

13th 11 Logan MONK — Monk Moto — USA

1	3'14.789	43.917	43.017	44.044	37.039	168.4
2	**2'48.611**	46.855	41.729	43.426	36.601	166.4
3	**2'48.640**	47.188	41.230	43.647	36.575	166.6
4	**2'47.999**	46.865	41.584	43.170	36.380	166.6
5	**2'46.680**	46.902	40.991	42.798	35.989	167.4
6	**2'46.186**	46.572	41.266	42.520	35.828	164.3
7	**2'45.850**	46.686	40.554	42.677	35.933	163.6
8	**2'46.255**	46.483	40.972	43.039	35.761	163.1
9	**2'45.699**	46.697	40.585	42.627	35.790	162.4
10	**2'44.144**	46.023	40.317	42.183	35.621	164.8
11	**2'44.361**	45.802	40.172	42.635	35.752	161.9

14th 38 Adrian SANCHEZ — Team Sanchez / T3 R — USA

1	3'21.610	44.906	43.444	44.396	36.501	165.8
2	**2'49.045**	46.471	42.523	42.810	37.241	165.8
3	**2'52.887**	47.135	46.616	43.424	35.712	158.1
4	**2'44.448**	46.096	40.782	41.935	35.635	163.1
5	**2'47.920**	46.477	41.936	43.405	36.102	166.1
6	**2'44.507**	45.954	40.831	42.069	35.653	165.6
7	2'54.979 P	45.917	41.282	43.276	44.504	158.3
8	7'38.801	41.314	40.048	43.314	37.094	163.1
9	2'58.831 P	51.275	42.519	44.457	40.580	143.4

15th 23 Philip DEGAMA-BL — Eurorace-PDBR Tea — CAN

1	3'22.279	48.851	43.595	44.925	37.406	164.8
2	**2'48.650**	47.762	41.002	43.212	36.674	164.3
3	**2'48.472**	47.496	41.556	43.144	36.276	163.3
4	**2'47.922**	47.189	41.200	43.010	36.523	164.1
5	**2'49.457**	49.703	41.279	42.367	36.108	166.1
6	**2'45.974**	46.644	41.283	42.522	35.525	163.1
7	2'45.903 *	46.701	40.221	42.359	36.622*	163.1
8	**2'45.131**	46.893	40.405	42.638	35.195	162.4
9	**2'45.137**	47.339	39.870	41.998	35.930	168.2
10	**2'46.544**	46.376	41.249	43.112	35.807	162.1
11	**2'44.487**	46.431	40.135	42.587	35.334	166.1

Fastest Lap:	Dylan SINGH	Singh Racing	USA	**2'36.617**	44.240	38.220	40.734	33.423

DORNA DATA PROCESSING ,TIMING SERVICE DORNA DATA PROCESSING TIMING SERVICE DORNA DATA PROCESSING TIMING SERVICE DORNA DATA PROCESSING TIMING SERVICE DORNA DATA PROCESSING TIMING SERVICE DORNA DATA PROCESSING TIMING SERVICE DORNA DATA PROCESSING TIMING SERVICE DORNA DATA PROCCEESSS

16th 58 Logan CUNNISON — Speed Demon Racing — USA

Lap	Lap Time	T1	T2	T3	T4	Speed
1	3'20.265	45.025	42.815	43.543	37.039	166.9
2	**2'49.959**	47.616	42.124	43.210	37.009	168.4
3	**2'48.677**	47.283	42.152	42.558	36.684	172.8
4	**2'48.503**	47.116	41.755	42.810	36.822	171.1
5	**2'48.844**	46.679	42.201	43.256	36.708	172.8
6	**2'45.054**	46.436	40.945	42.079	35.594	170.6
7	**2'45.090**	45.798	40.518	42.608	36.166	166.4
8	**2'46.396**	46.557	40.900	42.919	36.020	170.0
9	**2'45.828**	46.984	40.639	42.233	35.972	173.0
10	**2'46.611**	46.403	42.073	42.281	35.854	170.6
11	**2'45.912**	46.095	40.679	42.445	36.693	169.0

17th 72 Jack BEAUDRY — TPL Racing — CAN

Lap	Lap Time	T1	T2	T3	T4	Speed
1	3'39.953	51.701	44.472	45.532	38.646	160.7
2	**2'53.996**	49.039	42.696	44.382	37.879	160.0
3	**2'54.057**	49.302	42.496	44.135	38.124	161.9
4	**2'52.800**	48.968	42.890	43.659	37.283	164.3
5	**2'52.788**	48.683	43.083	43.576	37.446	166.6
6	**2'51.864**	48.694	42.395	43.431	37.344	161.1
7	3'05.030 P	48.537	42.860	45.305	48.328	159.0
8	4'32.966	52.347	41.515	43.184	36.692	165.6
9	**2'46.400**	47.161	40.733	42.421	36.085	164.8
10	**2'49.318**	47.091	41.197	43.343	37.687	164.8

18th 54 Dylan SINGH — Singh Racing — USA

Lap	Lap Time	T1	T2	T3	T4	Speed
1	3'17.369	44.179	42.661	45.048	35.819	163.1
2	**2'47.884**	47.182	41.014	43.552	36.136	165.3
3	**2'47.282**	46.609	40.905	44.180	35.588	164.6
4	**2'48.794**	46.629	42.049	44.111	36.005	165.8
5	**2'47.921**	46.720	41.132	43.758	36.311	164.3
6	**2'51.940**	47.545	43.668	44.498	36.229	159.2
7	2'55.000 P	46.920	41.757	43.287	43.036	166.9
8	4'43.845	41.203	41.331	43.294	36.163	159.5
9	**2'50.131**	46.899	42.733	44.065	36.434	161.4
10	**2'49.609**	47.063	42.546	44.146	35.854	157.8

19th 9 Matthew CHAPIN — Moo Racing — USA

Lap	Lap Time	T1	T2	T3	T4	Speed
1	3'27.865	48.254	43.958	45.940	38.444	169.0
2	**2'54.596**	48.338	42.713	45.266	38.279	169.0
3	**2'54.932**	49.043	43.035	44.787	38.067	171.9
4	**2'53.059**	48.240	43.006	44.271	37.542	172.2
5	**2'52.268**	47.873	42.528	44.293	37.574	171.1
6	**2'50.393**	47.938	42.163	43.298	36.994	172.8
7	**2'50.300**	47.340	41.441	44.244	37.275	168.2
8	**2'49.789**	48.189	41.312	43.507	36.781	172.5
9	**2'48.221**	47.560	41.145	42.779	36.737	174.4
10	**2'48.947**	47.391	41.410	43.546	36.600	168.2
11	**2'47.956**	46.798	41.509	43.114	36.535	170.0

Fastest Lap:	Dylan SINGH	Singh Racing	USA	**2'36.617**	44.240	38.220	40.734	33.423

DORNA DATA PROCESSING ,TIMING SERVICE DORNA DATA PROCESSING TIMING SERVICE DORNA DATA PROCESSING TIMING SERVICE DORNA DATA PROCESSING TIMING SERVICE DORNA DATA PROCESSING TIMING SERVICE DORNA DATA PROCESSING TIMING SERVICE DORNA DATA PROCESSING TIMING SERVICE DORNA DATA PROCCEESSS

Circuit Of The Americas

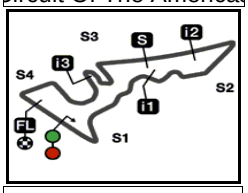

5513 m.

Results and timing service provided by TISSOT

NATC

RED BULL GRAND PRIX OF THE AMERICAS
Free Practice Nr. 2
Combined Free Practice Times

		Rider	Nation	Team	MOTORCYCLE	FP1		FP2		Gap	
1	99	**J.SHEDDEN**	USA	Jesse James Racing	APRILIA	2'39.243	10	**2'36.617**	11		
2	95	**A.SNEED**	USA	Aiden Sneed 613 Racing	APRILIA	2'40.809	8	**2'37.861**	6	1.244	1.244
3	27	**C.CLARK**	USA	Rumble Kong Racing	APRILIA	2'45.128	8	**2'38.818**	8	2.201	0.957
4	13	**J.FERNANDEZ**	USA	Fernandez Racing	APRILIA	2'42.293	11	**2'39.206**	9	2.589	0.388
5	7	**A.DI MARIO**	USA	B&M American Racing Team	APRILIA	2'41.937	10	**2'39.250**	10	2.633	0.044
6	25	**A.ENRIQUEZ**	USA	California Mini Grand Prix	APRILIA	2'41.661	8	**2'39.416**	11	2.799	0.166
7	29	**S.SALEM**	USA	NJ Moto Racing	APRILIA	2'43.652	4	**2'39.598**	9	2.981	0.182
8	14	**C.BLACK**	USA	Eleven Motorsports	APRILIA	2'44.598	9	**2'40.730**	10	4.113	1.132
9	66	**H.MENG**	USA	California Mini Grand Prix	APRILIA	2'44.460	11	**2'40.734**	7	4.117	0.004
10	10	**E.ARCINIEGA**	MEX	Monkey Ranch USA	APRILIA	2'46.945	7	**2'41.201**	11	4.584	0.467
11	34	**B.VACCARINO**	USA	COATZYMOTO/LATINWE	APRILIA	2'43.418	9	**2'41.611**	8	4.994	0.410
12	81	**D.ROTH JR**	USA	Ocho Uno Racing	APRILIA	2'44.232	9	**2'42.400**	3	5.783	0.789
13	11	**L.MONK**	USA	Monk Moto	APRILIA	2'47.463	10	**2'44.144**	10	7.527	1.744
14	38	**A.SANCHEZ**	USA	Team Sanchez / T3 Racing	APRILIA	2'44.634	7	**2'44.448**	4	7.831	0.304
15	23	**P.DEGAMA-BLAN**	CAN	Eurorace-PDBR Team	APRILIA	2'45.759	10	**2'44.487**	11	7.870	0.039
16	58	**L.CUNNISON**	USA	Speed Demon Racing	APRILIA	2'53.875	7	**2'45.054**	6	8.437	0.567
17	72	**J.BEAUDRY**	CAN	TPL Racing	APRILIA	2'52.445	8	**2'46.400**	9	9.783	1.346
18	54	**D.SINGH**	USA	Singh Racing	APRILIA	2'52.192	5	**2'47.282**	3	10.665	0.882
19	9	**M.CHAPIN**	USA	Moo Racing	APRILIA	2'59.698	10	**2'47.956**	11	11.339	0.674

Pole Position Record:		**New track layout**		
Best Race Lap:		**New track layout**		
All Time Lap Record:	2022	**Jesse SHEDDEN**	**2'36.617**	126.7 Km/h

The results are provisional until the end of the limit for protest and appeals.

Time limit for protest expires 60' after publication of the results - ..... Time: .....

DORNA DATA PROCESSING .TIMING SERVICE DORNA DATA PROCESSING TIMING SERVICE DORNA DATA PROCESSING TIMING SERVICE DORNA DATA PROCESSING TIMING SERVICE DORNA DATA PROCESSING TIMING SERVICE DORNA DATA PROCESSING TIMING SERVICE DORNA DATA PROCESSING TIMING SERVICE DORNA DATA PROCCEESSS

Austin, Friday, April 08, 2022