



Hyundai N Catalunya Round, 17-19 September 2021

Results Race 1

Laps 9 = 41,913 Km - Time of Race 18'15.005 - Avg. 137,796 km/h

Circuit de Barcelona 4.657 m

1 / 2

Pos	Grid	No.	Rider	Nat	Team	Bike	LL	Gap	Rel.	Fastest Lap	Speed	Qualifying	Speed
1	3	2	I. GARCIA ABELLA	ESP	ARCO MotoR University team	Yamaha R3	9			2'00.486	189,5	2'00.586	192,2
2	P 6	76	J. GIRAL	ESP	ARCO MotoR University team	Yamaha R3	9	0.004	0.004	2'00.657	189,8	2'01.041	196,4
3	2	47	F. SEABRIGHT	GBR	FHS Racing	Yamaha R3	9	0.054	0.050	2'00.455	192,2	2'00.394	196,0
4	1	74	J. CONESA BENITO	ESP	Gasss Racing Team	Yamaha R3	9	2.843	2.789	2'00.366	197,8	2'00.293	193,2
5	16	61	U. HIDALGO MIMBRERO	ESP	ARCO MotoR University team	Yamaha R3	9	3.073	0.230	1'59.965	198,5	2'01.557	197,1
6	14	96	M. VICH GIL	ESP	DS Racing School	Yamaha R3	9	3.775	0.702	2'00.647	194,2	2'01.969	189,1
7	7	12	H. MAIER	BRA	AD78 Team Brasil	Yamaha R3	9	3.846	0.071	2'00.824	193,2	2'01.148	198,9
8	10	36	B. NEILA SANTOS	ESP	Team Trasimeno Yamaha	Yamaha R3	9	4.218	0.372	2'01.190	199,3	2'01.691	196,0
9	11	33	J. KUSMIERCZYK	POL	Yamaha MS Racing	Yamaha R3	9	13.410	9.192	2'02.057	192,2	2'01.717	191,5
10	15	58	A. RODRIGUEZ MARTIN	ESP	Viñales Junior Team	Yamaha R3	9	13.431	0.021	2'01.994	197,4	2'02.067	193,2
11	22	55	B. CROCKFORD	GBR	BRIXX Crescent Yamaha	Yamaha R3	9	13.557	0.126	2'01.861	193,9	2'03.287	191,5
12	21	88	E. AGOSTON BURR	BRA	AD78 Team Brasil	Yamaha R3	9	13.750	0.193	2'01.916	191,8	2'02.985	192,5
13	18	51	T. WALCH	AUT	Racing Tristan Walch	Yamaha R3	9	13.751	0.001	2'01.985	193,9	2'02.320	189,5
14	17	22	M. CUCCU	ITA	Motoclub MCM Gonesse	Yamaha R3	9	13.927	0.176	2'01.557	194,6	2'02.183	189,5
15	19	17	T. COLLINS	CAN	Team TCR	Yamaha R3	9	17.182	3.255	2'02.034	193,5	2'02.486	193,9
16	9	10	G. CARBONNEL	FRA	Yamaha Motor France	Yamaha R3	9	36.874	19.692	2'02.912	182,4	2'01.456	193,5
-----Not Classified-----													
RET	20	32	R. VALENTE MARTINS	POR	Viñales Junior Team	Yamaha R3	7	2 Laps		2'02.094	189,8	2'02.621	196,7
RET	12	24	F. MORA ALLIS	ARG	AD78 Team Brasil	Yamaha R3	6	3 Laps		2'01.281	198,2	2'01.762	188,2
RET	8	31	L. BADIE	BEL	Yamaha R3 bLU cRU Benelux	Yamaha R3	6	3 Laps		2'01.214	198,9	2'01.454	195,7
RET	4	16	M. REPAK	SVK	Halbich Motorsport	Yamaha R3	6	3 Laps		2'01.571	196,7	2'00.595	192,9
RET	5	41	I. PERISTERAS	GRE	Team ROC' n' DEA	Yamaha R3	6	3 Laps		2'01.305	196,7	2'00.813	191,8
RET	13	34	G. HUDOVERNICK	SLO	Moto Klub Grading	Yamaha R3	0				171,4	2'01.833	188,2

AIR	Humidity:	63%	Temp:	25°C
TRACK	Condition:	Dry	Temp:	36°C

Records	Pole (SP)	2021	J.Conesa Benito	2'00.293	139,37 Km/h
	All Times (FP)	2021	J.Conesa Benito	2'00.030	139,68 Km/h
Race Fastest Lap	(New Record)	Lap 9	U.Hidalgo Mimbreno		1'59.965
					139,75 Km/h

LAP LEADERS				
No.	Rider	From	To	Total
16	M. REPAK	1	1	1
47	F. SEABRIGHT	2	2	1
76	J. GIRAL	3	3	1
74	J. CONESA BENITO	4	4	1
76	J. GIRAL	5	9	5

TOTAL LEADER LAPS				
No.	Rider	Laps		
16	M. REPAK	34	73	G. MORA
76	J. GIRAL	21	41	I. PERISTERAS
47	F. SEABRIGHT	14		
91	M. VANNUCCI	12		
12	H. MAIER	9		
2	I. GARCIA ABELLA	7		
74	J. CONESA BENITO	5		

18/09/2021 Start 11:46 End 12:07 The results are provisional until the end of the time limit for protests and appeals and the completion of the technical checks.

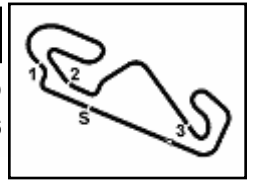
These data/results cannot be reproduced, stored and/or transmitted in whole or in part by any manner of electronic, mechanical, photocopying, recording, broadcasting or otherwise now known or herein after developed without the previous express consent by the copyright owner, except for reproduction in daily press and regular printed publications on sale to the public within 60 days of the event related to those data/results and always provided that copyright symbol appears together as follows below.

© DORNA WSBK ORGANIZATION Srl 2021



7

Yamaha Cup
731/06



Circuit de Barcelona 4.657 m

2 / 2

Hyundai N Catalunya Round, 17-19 September 2021 Results Race 1

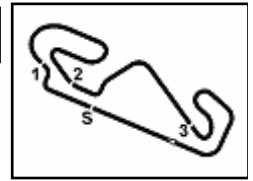
Race Highlights

Time	No. Rider	Description
11.43.35		Warm-up Lap Start
11.44.12		WorldSBK Works on bikes are allowed
11.46.39		Start
11.48.27	10 Carbonnel	Crashed - Turn 10
11.48.28	34 Hudovernick	Crashed - Turn 10
11.48.38	10 Carbonnel	Re-joined
11.48.42		No Jump Start
11.49.25	34 Hudovernick	Not Actively Competing
11.59.01		2/3 of Race Distance Completed
12.01.12	16 Repak	Crashed - Turn 14
12.01.12	24 Mora Allis	Crashed - Turn 14
12.01.12	31 Badie	Crashed - Turn 14
12.01.12	41 Peristeras	Crashed - Turn 14
12.02.24	32 Valente Martins	Crashed - Turn 5
12.03.04	41 Peristeras	Not Actively Competing
12.03.06	31 Badie	Not Actively Competing
12.03.10	16 Repak	Not Actively Competing
12.03.12	24 Mora Allis	Not Actively Competing
12.03.19	32 Valente Martins	Not Actively Competing
12.03.58	24 Mora Allis	Medical Centre
12.04.47	16 Repak	Medical Centre
12.05.51		Provisional Results
12.06.34	76 Giral	Penalized to Drop 1 Position - Exceeded Track Limits (Final Lap)
12.07.14		Results confirmed
12.07.22		End Of Session

	Start	End	The results are provisional until the end of the time limit for protests and appeals
18/09/2021	11:46	12:07	and the completion of the technical checks.

These data/results cannot be reproduced, stored and/or transmitted in whole or in part by any manner of electronic, mechanical, photocopying, recording, broadcasting or otherwise now known or herein after developed without the previous express consent by the copyright owner, except for reproduction in daily press and regular printed publications on sale to the public within 60 days of the event related to those data/results and always provided that copyright symbol appears together as follows below.

© DORNA WSBK ORGANIZATION Srl 2021

**8****Yamaha Cup
731/06**

Circuit de Barcelona 4.657 m

1 / 2

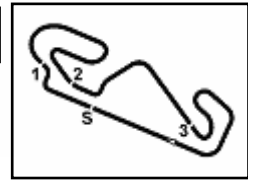
**Hyundai N Catalunya Round, 17-19 September 2021
Championship Standings**

Points	Points From First	Points From Previous	June 12 MISANO		July 3 DONINGTON		July 24 ASSEN		August 8 MOST		September 4 MAGNY-COURS		September 18 BARCELONA		
			1	2	1	2	1	2	1	2	1	2	1	2	
1	GARCIA ABELLA	171	25	11	20	16	20	25	13	16			25		
	Iker (ESP)		1	2	1	1	1	1	1	1	1	1	2	1	
2	GIRAL	170	1		13	10	10	20	11	13	20	20	13	20	
	Julian (ESP)		4	6	5	3	2	3	3	3	2	1	2	2	
3	SEABRIGHT	144	27	26	16	13		25	8	16		25	25	16	
	Fenton Harrison (GBR)		3	4	7	2	4	2	5	5	4	4	3	3	
4	REPAK	140	31	4	20	25		9	20	25	25		16		
	Maxim (SVK)		2	1	2	5	5	4	2	2	3	3	4	4	
5	CONESA BENITO	122	49	18	8	9	25	11	10	11	11	16	8	13	
	Juan Antonio (ESP)		8	7	3	3	3	4	4	4	5	5	5	5	
6	VICH GIL	105	66	17	9	5	5	10	13	9	16	9	6	13	
	Marc (ESP)		7	8	10	9	7	7	6	6	6	6	6	6	
7	MAIER	102	69	3			8	25	8	10	11	20	11	9	
	Humberto (BRA)						17	10	8	8	8	6	7	7	
8	PERISTERAS	80	91	22	5	8	11	13	7	10	8	8	10		
	Ioannis-Konstantinos (GRE)		11	9	8	6	6	6	7	7	8	8	8	8	
9	CARBONNEL	62	109	18	1		13	7			9	13	10	9	
	Gregory (FRA)		15	17	11	11	13	14	13	11	9	9	9	9	
10	COLOMBI	55	116	7	7	1	16		6	3	6	10	6		
	Edoardo (ITA)		9	13	8	10	12	11	10	9	10	10	10	10	
11	RODRIGUEZ MARTIN	52	119	3	2		9	9	16		7	3		6	
	Adrian (ESP)		16	12	12		8	9	8	9	9	10	11	11	11
12	BADIE	40	131	12	3				4	5	5	5	11	7	
	Levi (BEL)		14	20	23				19	17	17	15	13	12	12
13	HIDALGO MIMBRERO	37	134	3			7	5	3	4			4	3	
	Uriel (ESP)						16	14	15	15	15	17	19	18	13
14	CROCKFORD	37	134	0			3	2	1	6	4	6	5	5	
	Brody (GBR)						20	20	21	17	18	15	16	14	13
15	MORA	34	137	3	10	16			8						
	Giacomo (ITA)				6	5	4	7	9	10	11	12	12	13	15
16	VANNUCCI	31	140	3	11	20			5	3	6	8	11	12	
	Matteo (ITA)				5	3	6	8	11	12	12	13	14	15	16
17	ERBAY	29	142	2	6	4			5	7		7			
	Kadir (TUR)				10	10	13	15	15	13	14	14	15	16	17
18	AGOSTON BURR	29	142	0	4	6		6		2		7		4	
	Eduardo (BRA)				12	10	13	13	14	16	16	18	17	19	17
19	YAAKOV	27	144	2	3		2	3	2	1	1	4	9	2	
	Kayla (USA)				13	14	18	17	17	19	19	19	17	17	19
20	WALCH	18	153	9			6	1					8	3	
	Tristan (AUT)						17	19	19	21	21	21	20	20	20
21	VALENTE MARTINS	10	161	8							2	1	3	4	
	Rodrigo (POR)										25	25	22	21	21
22	PALLADINO	9	162	1	2	7									
	Diego (ITA)				14	12	15	16	18	20	20	20	21	22	22
23	KUSMIERCZYK	9	162	0								1	1	7	
	Jurand (POL)											27	27	22	22
24	NEILA SANTOS	8	163	1										8	
	Beatriz (ESP)													24	24

18/09/2021 First Line: Championship Standings - Second Line: Ranking Progression
 These data/results cannot be reproduced, stored and/or transmitted in whole or in part by any manner of electronic, mechanical, photocopying, recording, broadcasting or otherwise now known or herein after developed without the previous express consent by the copyright owner, except for reproduction in daily press and regular printed publications on sale to the public within 60 days of the event related to those data/results and always provided that copyright symbol appears together as follows below.
 © DORNA WSBK ORGANIZATION Srl 2021



8

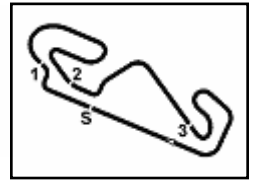
Yamaha Cup
731/06

Circuit de Barcelona 4.657 m

2 / 2

Hyundai N Catalunya Round, 17-19 September 2021 Championship Standings

	Points	Points From First	Points From Previous	June 12	July 3	July 24	August 8	September 4	September 18									
				MISANO	DONINGTON	ASSEN	MOST	MAGNY-COURS	BARCELONA									
25 SATICI Galip (TUR)	5	166	3				3 24	2 22	23 23	25								
26 CUCCU Michele (ITA)	5	166	0		1 22	24	24	26	26	2 26	2 26	25						
27 NOVAK Dawid (POL)	4	167	1		4 21	22	22	22	23	24	24	27						
28 FERRARO Francesco (ITA)	4	167	0		4 19	21	22	22	23	24	24	27						
29 COLLINS Torin (CAN)	1	170	3							1 29								

**9.1****Yamaha Cup
731/06**

Circuit de Barcelona 4.657 m

1 / 3

**Hyundai N Catalunya Round, 17-19 September 2021
Lap Chart Race 1**

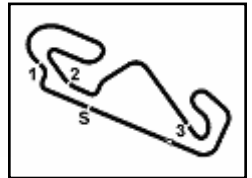
		Lap								
	1	2	3	4	5	6	7	8	9	
1	16	47	76	74	76	76	76	76	76	76
2	2	74	41	41	12	2	2	2	2	2
3	76	2	2	2	2	47	47	47	47	47
4	47	12	12	96	47	12	12	74	74	74
5	12	76	47	76	41	96	96	96	61	61
6	74	41	96	12	96	24	74	36	96	96
7	41	16	16	47	61	31	36	12	12	12
8	36	36	74	16	24	61	61	61	36	36
9	24	96	24	24	31	74	33	33	33	33
10	31	24	36	61	74	16	32	58	58	58
11	96	31	61	31	16	41	17	51	55	55
12	58	61	31	36	36	36	55	55	88	88
13	61	58	58	32	33	33	58	88	51	51
14	32	33	33	58	17	32	22	22	22	22
15	17	32	32	33	32	17	51	17	17	17
16	33	17	17	17	58	55	88	10	10	10
17	88	55	55	55	55	58	10			
18	55	51	22	51	22	22				
19	51	22	88	22	88	51				
20	22	88	51	88	51	88				
21	10	10	10	10	10	10				

Final Result		
1	2 I. GARCIA ABELLA	Laps 9
2	76 J. GIRAL (P)	0.004
3	47 F. SEABRIGHT	0.054
4	74 J. CONESA BENITO	2.843
5	61 U. HIDALGO MIMBRE	3.073
6	96 M. VICH GIL	3.775
7	12 H. MAIER	3.846
8	36 B. NEILA SANTOS	4.218
9	33 J. KUSMIERCZYK	13.410
10	58 A. RODRIGUEZ MART	13.431
11	55 B. CROCKFORD	13.557
12	88 E. AGOSTON BURR	13.750
13	51 T. WALCH	13.751
14	22 M. CUCCU	13.927
15	17 T. COLLINS	17.182
16	10 G. CARBONNEL	36.874
RET	32 R. VALENTE MARTIN	2 Laps
RET	24 F. MORA ALLIS	3 Laps
RET	31 L. BADIE	3 Laps
RET	16 M. REPAK	3 Laps
RET	41 I. PERISTERAS	3 Laps
RET	34 G. HUDOVERNICK	

18/09/2021

These data/results cannot be reproduced, stored and/or transmitted in whole or in part by any manner of electronic, mechanical, photocopying, recording, broadcasting or otherwise now known or herein after developed without the previous express consent by the copyright owner, except for reproduction in daily press and regular printed publications on sale to the public within 60 days of the event related to those data/results and always provided that copyright symbol appears together as follows below.

© DORNA WSBK ORGANIZATION Srl 2021

**9.1****Yamaha Cup
731/06**

Circuit de Barcelona 4.657 m

2 / 3

Hyundai N Catalunya Round, 17-19 September 2021**Lap Chart Race 1****Lap 1**

1	16	M.Repak	2'04.342
2	2	I.Garcia Abella	0.306
3	76	J.Giral	0.325
4	47	F.Seabright	0.398
5	12	H.Maier	0.582
6	74	J.Conesa Benito	0.662
7	41	I.Peristeras	0.933
8	36	B.Neila Santos	1.727
9	24	F.Mora Allis	2.132
10	31	L.Badie	2.282
11	96	M.Vich Gil	2.346
12	58	A.Rodriguez Martin	2.646
13	61	U.Hidalgo Mimbreno	2.725
14	32	R.Valente Martins	3.921
15	17	T.Collins	3.994
16	33	J.Kusmierczyk	4.269
17	88	E.Agoston Burr	4.973
18	55	B.Crockford	5.003
19	51	T.Walch	5.251
20	22	M.Cuccu	5.428
21	10	G.Carbonnel	18.482

Lap 2

1	47	F.Seabright	4'06.159
2	74	J.Conesa Benito	0.029
3	2	I.Garcia Abella	0.235
4	12	H.Maier	0.373
5	76	J.Giral	0.410
6	41	I.Peristeras	0.421
7	16	M.Repak	0.678
8	36	B.Neila Santos	1.103
9	96	M.Vich Gil	1.176
10	24	F.Mora Allis	1.596
11	31	L.Badie	1.679
12	61	U.Hidalgo Mimbreno	1.778
13	58	A.Rodriguez Martin	2.971
14	33	J.Kusmierczyk	4.521
15	32	R.Valente Martins	4.584
16	17	T.Collins	5.024
17	55	B.Crockford	5.047
18	51	T.Walch	6.404
19	22	M.Cuccu	6.458
20	88	E.Agoston Burr	6.550
21	10	G.Carbonnel	20.340

Lap 3

1	76	J.Giral	6'08.060
2	41	I.Peristeras	0.243
3	2	I.Garcia Abella	0.364
4	12	H.Maier	0.558
5	47	F.Seabright	0.627
6	96	M.Vich Gil	0.742
7	16	M.Repak	1.106
8	74	J.Conesa Benito	1.212
9	24	F.Mora Allis	1.595
10	36	B.Neila Santos	1.691
11	61	U.Hidalgo Mimbreno	1.872
12	31	L.Badie	1.961
13	58	A.Rodriguez Martin	4.212
14	33	J.Kusmierczyk	4.741
15	32	R.Valente Martins	5.422
16	17	T.Collins	5.570
17	55	B.Crockford	5.629
18	22	M.Cuccu	6.783
19	88	E.Agoston Burr	7.092
20	51	T.Walch	7.174
21	10	G.Carbonnel	21.727

Lap 4

1	74	J.Conesa Benito	8'10.401
2	41	I.Peristeras	0.142
3	2	I.Garcia Abella	0.276
4	96	M.Vich Gil	0.356

5	76	J.Giral	0.390
6	12	H.Maier	0.592
7	47	F.Seabright	0.635
8	16	M.Repak	0.755
9	24	F.Mora Allis	0.994
10	61	U.Hidalgo Mimbreno	1.154
11	31	L.Badie	1.277
12	36	B.Neila Santos	1.526
13	32	R.Valente Martins	5.416
14	58	A.Rodriguez Martin	5.439
15	33	J.Kusmierczyk	5.506
16	17	T.Collins	5.565
17	55	B.Crockford	5.929
18	51	T.Walch	6.818
19	22	M.Cuccu	6.926
20	88	E.Agoston Burr	6.975
21	10	G.Carbonnel	22.298

Lap 5

1	76	J.Giral	10'11.749
2	12	H.Maier	0.494
3	2	I.Garcia Abella	0.566
4	47	F.Seabright	0.635
5	41	I.Peristeras	0.793
6	96	M.Vich Gil	0.882
7	61	U.Hidalgo Mimbreno	0.948
8	24	F.Mora Allis	1.216
9	31	L.Badie	1.370
10	74	J.Conesa Benito	1.438
11	16	M.Repak	1.501
12	36	B.Neila Santos	1.984
13	33	J.Kusmierczyk	6.215
14	17	T.Collins	6.251
15	32	R.Valente Martins	6.535
16	58	A.Rodriguez Martin	6.922
17	55	B.Crockford	6.964
18	22	M.Cuccu	7.135
19	88	E.Agoston Burr	7.543
20	51	T.Walch	7.666
21	10	G.Carbonnel	24.488

Lap 6

1	76	J.Giral	12'12.662
2	2	I.Garcia Abella	0.139
3	47	F.Seabright	0.177
4	12	H.Maier	0.856
5	96	M.Vich Gil	1.391
6	24	F.Mora Allis	1.750
7	31	L.Badie	1.896
8	61	U.Hidalgo Mimbreno	1.974
9	74	J.Conesa Benito	2.004
10	16	M.Repak	2.159
11	41	I.Peristeras	2.377
12	36	B.Neila Santos	2.775
13	33	J.Kusmierczyk	7.396
14	32	R.Valente Martins	7.716
15	17	T.Collins	7.898
16	55	B.Crockford	8.206
17	58	A.Rodriguez Martin	8.586
18	22	M.Cuccu	8.714
19	51	T.Walch	8.799
20	88	E.Agoston Burr	9.123
21	10	G.Carbonnel	27.443

Lap 7

1	76	J.Giral	14'13.319
2	2	I.Garcia Abella	0.083
3	47	F.Seabright	0.209
4	12	H.Maier	2.355
5	96	M.Vich Gil	2.407
6	74	J.Conesa Benito	3.265
7	36	B.Neila Santos	3.353
8	61	U.Hidalgo Mimbreno	3.469
9	33	J.Kusmierczyk	9.335
10	32	R.Valente Martins	9.448

11	17	T.Collins	9.558
12	55	B.Crockford	9.665
13	58	A.Rodriguez Martin	9.923
14	22	M.Cuccu	10.093
15	51	T.Walch	10.256
16	88	E.Agoston Burr	10.528
17	10	G.Carbonnel	30.682

Lap 8

1	76	J.Giral	16'14.091
2	2	I.Garcia Abella	0.133
3	47	F.Seabright	0.387
4	74	J.Conesa Benito	2.859
5	96	M.Vich Gil	3.135
6	36	B.Neila Santos	3.771
7	12	H.Maier	3.936
8	61	U.Hidalgo Mimbreno	4.022
9	33	J.Kusmierczyk	11.334
10	58	A.Rodriguez Martin	11.890
11	51	T.Walch	11.936
12	55	B.Crockford	11.975
13	88	E.Agoston Burr	12.244
14	22	M.Cuccu	12.523
15	17	T.Collins	15.185
16	10	G.Carbonnel	33.732

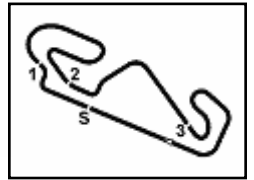
Lap 9

1	76	J.Giral	18'14.989
2	2	I.Garcia Abella	0.016
3	47	F.Seabright	0.070
4	74	J.Conesa Benito	2.859
5	61	U.Hidalgo Mimbreno	3.089
6	96	M.Vich Gil	3.791
7	12	H.Maier	3.862
8	36	B.Neila Santos	4.234
9	33	J.Kusmierczyk	13.426
10	58	A.Rodriguez Martin	13.447
11	55	B.Crockford	13.573
12	88	E.Agoston Burr	13.766
13	51	T.Walch	13.767
14	22	M.Cuccu	13.943
15	17	T.Collins	17.198
16	10	G.Carbonnel	36.890

18/09/2021

These data/results cannot be reproduced, stored and/or transmitted in whole or in part by any manner of electronic, mechanical, photocopying, recording, broadcasting or otherwise now known or herein after developed without the previous express consent by the copyright owner, except for reproduction in daily press and regular printed publications on sale to the public within 60 days of the event related to those data/results and always provided that copyright symbol appears together as follows below.

© DORNA WSBK ORGANIZATION Srl 2021

**9.1****Yamaha Cup
731/06**

Circuit de Barcelona 4.657 m

3 / 3

**Hyundai N Catalunya Round, 17-19 September 2021
Lap Chart Race 1****Race Pace Comparison**

	2 Gar	76 Gir	47 Sea	74 Con	61 Hid	96 Vic	12 Mai	36 Nei	33 Kus	58 Rod	55 Cro	88 Ago	51 Wal	22 Cuc
1	2'04.648	2'04.667	2'04.740	2'05.004	2'07.067	2'06.688	2'04.924	2'06.069	2'08.611	2'06.988	2'09.345	2'09.315	2'09.593	2'09.770
2	2'01.746	2'01.902	2'01.419	2'01.184	2'00.870	2'00.647	2'01.608	2'01.193	2'02.069	2'02.142	2'01.861	2'03.394	2'02.970	2'02.847
3	2'02.030	2'01.491	2'02.528	2'03.084	2'01.995	2'01.467	2'02.086	2'02.489	2'02.121	2'03.142	2'02.483	2'02.443	2'02.671	2'02.226
4	2'02.253	2'02.731	2'02.349	2'01.129	2'01.623	2'01.955	2'02.375	2'02.176	2'03.106	2'03.568	2'02.641	2'02.224	2'01.985	2'02.484
5	2'01.638	2'00.958	2'01.348	2'02.786	2'01.142	2'01.874	2'01.250	2'01.806	2'02.057	2'02.831	2'02.383	2'01.916	2'02.196	2'01.557
6	2'00.486	2'00.913	2'00.455	2'01.479	2'01.939	2'01.422	2'01.275	2'01.704	2'02.094	2'02.577	2'02.155	2'02.493	2'02.046	2'02.492
7	2'00.601	2'00.657	2'00.689	2'01.918	2'02.152	2'01.673	2'02.156	2'01.235	2'02.596	2'01.994	2'02.116	2'02.062	2'02.114	2'02.036
8	2'00.822	2'00.772	2'00.950	2'00.366	2'01.325	2'01.500	2'02.353	2'01.190	2'02.771	2'02.739	2'03.082	2'02.488	2'02.452	2'03.202
9	2'00.781	2'00.898	2'00.581	2'00.898	1'59.965	2'01.554	2'00.824	2'01.361	2'02.990	2'02.455	2'02.496	2'02.420	2'02.729	2'02.318

	17 Col	10 Car	32 Val	24 MoA	31 Bad	16 Rep	41 Per
1	2'08.336	2'22.824	2'08.263	2'06.474	2'06.624	2'04.342	2'05.275
2	2'02.847	2'03.675	2'02.480	2'01.281	2'01.214	2'02.495	2'01.305
3	2'02.447	2'03.288	2'02.739	2'01.900	2'02.183	2'02.329	2'01.723
4	2'02.336	2'02.912	2'02.335	2'01.740	2'01.657	2'01.990	2'02.240
5	2'02.034	2'03.538	2'02.467	2'01.570	2'01.441	2'02.094	2'01.999
6	2'02.560	2'03.868	2'02.094	2'01.447	2'01.439	2'01.571	2'02.497
7	2'02.317	2'03.896	2'02.389				
8	2'06.399	2'03.822					
9	2'02.911	2'04.056					

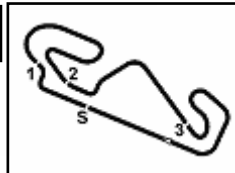
18/09/2021

These data/results cannot be reproduced, stored and/or transmitted in whole or in part by any manner of electronic, mechanical, photocopying, recording, broadcasting or otherwise now known or herein after developed without the previous express consent by the copyright owner, except for reproduction in daily press and regular printed publications on sale to the public within 60 days of the event related to those data/results and always provided that copyright symbol appears together as follows below.

© DORNA WSBK ORGANIZATION Srl 2021



9.2

Yamaha Cup
731/06

Hyundai N Catalunya Round, 17-19 September 2021

Best Sector & Speed Race 1

Circuit de Barcelona 4.657 m

RESULTS			
1	2 I. GARCIA ABELLA	Yamaha R3	Laps 9
2	76 J. GIRAL	Yamaha R3	0.004
3	47 F. SEABRIGHT	Yamaha R3	0.054
4	74 J. CONESA BENITO	Yamaha R3	2.843
5	61 U. HIDALGO MIMBRERO	Yamaha R3	3.073
6	96 M. VICH GIL	Yamaha R3	3.775
7	12 H. MAIER	Yamaha R3	3.846
8	36 B. NEILA SANTOS	Yamaha R3	4.218
9	33 J. KUSMIERCZYK	Yamaha R3	13.410
10	58 A. RODRIGUEZ MARTIN	Yamaha R3	13.431
11	55 B. CROCKFORD	Yamaha R3	13.557
12	88 E. AGOSTON BURR	Yamaha R3	13.750
13	51 T. WALCH	Yamaha R3	13.751
14	22 M. CUCCU	Yamaha R3	13.927
15	17 T. COLLINS	Yamaha R3	17.182
16	10 G. CARBONNEL	Yamaha R3	36.874
RET	32 R. VALENTE MARTINS	Yamaha R3	2 Laps
RET	24 F. MORA ALLIS	Yamaha R3	3 Laps
RET	31 L. BADIE	Yamaha R3	3 Laps
RET	16 M. REPAK	Yamaha R3	3 Laps
RET	41 I. PERISTERAS	Yamaha R3	3 Laps
RET	34 G. HUDOVERNICK	Yamaha R3	

SPEED			
1	36 B. NEILA SANTOS	Yamaha R3	199,3
2	31 L. BADIE	Yamaha R3	198,9
3	61 U. HIDALGO MIMBRERO	Yamaha R3	198,5
4	24 F. MORA ALLIS	Yamaha R3	198,2
5	74 J. CONESA BENITO	Yamaha R3	197,8
6	58 A. RODRIGUEZ MARTIN	Yamaha R3	197,4
7	16 M. REPAK	Yamaha R3	196,7
8	41 I. PERISTERAS	Yamaha R3	196,7
9	22 M. CUCCU	Yamaha R3	194,6
10	96 M. VICH GIL	Yamaha R3	194,2
11	51 T. WALCH	Yamaha R3	193,9
12	55 B. CROCKFORD	Yamaha R3	193,9
13	17 T. COLLINS	Yamaha R3	193,5
14	12 H. MAIER	Yamaha R3	193,2
15	33 J. KUSMIERCZYK	Yamaha R3	192,2
16	47 F. SEABRIGHT	Yamaha R3	192,2
17	88 E. AGOSTON BURR	Yamaha R3	191,8
18	76 J. GIRAL	Yamaha R3	189,8
19	32 R. VALENTE MARTINS	Yamaha R3	189,8
20	2 I. GARCIA ABELLA	Yamaha R3	189,5
21	10 G. CARBONNEL	Yamaha R3	182,4
22	34 G. HUDOVERNICK	Yamaha R3	171,4

SEG. 1		SEG. 2		SEG. 3		SEG. 4					
1	24 F. MORA ALLIS	23.007	1	96 M. VICH GIL	36.517	1	74 J. CONESA BENITO	25.313	1	61 U. HIDALGO MIMBRER	34.549
2	12 H. MAIER	23.010	2	76 J. GIRAL	36.552	2	16 M. REPAK	25.350	2	74 J. CONESA BENITO	34.716
3	61 U. HIDALGO MIMBRER	23.019	3	47 F. SEABRIGHT	36.554	3	47 F. SEABRIGHT	25.429	3	96 M. VICH GIL	34.887
4	36 B. NEILA SANTOS	23.065	4	2 I. GARCIA ABELLA	36.559	4	61 U. HIDALGO MIMBRER	25.439	4	76 J. GIRAL	34.891
5	74 J. CONESA BENITO	23.070	5	24 F. MORA ALLIS	36.563	5	41 I. PERISTERAS	25.451	5	47 F. SEABRIGHT	34.898
6	76 J. GIRAL	23.117	6	61 U. HIDALGO MIMBRER	36.584	6	31 L. BADIE	25.453	6	2 I. GARCIA ABELLA	34.923
7	47 F. SEABRIGHT	23.203	7	36 B. NEILA SANTOS	36.621	7	2 I. GARCIA ABELLA	25.495	7	16 M. REPAK	34.926
8	96 M. VICH GIL	23.241	8	41 I. PERISTERAS	36.637	8	12 H. MAIER	25.500	8	12 H. MAIER	35.089
9	41 I. PERISTERAS	23.263	9	22 M. CUCCU	36.639	9	76 J. GIRAL	25.513	9	31 L. BADIE	35.133
10	31 L. BADIE	23.267	10	12 H. MAIER	36.688	10	96 M. VICH GIL	25.548	10	33 J. KUSMIERCZYK	35.137
11	16 M. REPAK	23.295	11	74 J. CONESA BENITO	36.697	11	24 F. MORA ALLIS	25.580	11	41 I. PERISTERAS	35.154
12	58 A. RODRIGUEZ MARTIN	23.303	12	88 E. AGOSTON BURR	36.700	12	36 B. NEILA SANTOS	25.618	12	24 F. MORA ALLIS	35.164
13	51 T. WALCH	23.315	13	31 L. BADIE	36.738	13	58 A. RODRIGUEZ MARTIN	25.682	13	36 B. NEILA SANTOS	35.170
14	17 T. COLLINS	23.350	14	51 T. WALCH	36.758	14	55 B. CROCKFORD	25.693	14	22 M. CUCCU	35.216
15	2 I. GARCIA ABELLA	23.380	15	32 R. VALENTE MARTINS	36.766	15	88 E. AGOSTON BURR	25.734	15	32 R. VALENTE MARTINS	35.369
16	22 M. CUCCU	23.413	16	16 M. REPAK	36.786	16	51 T. WALCH	25.746	16	17 T. COLLINS	35.376
17	88 E. AGOSTON BURR	23.469	17	17 T. COLLINS	36.787	17	34 G. HUDOVERNICK	25.753	17	51 T. WALCH	35.392
18	32 R. VALENTE MARTINS	23.504	18	58 A. RODRIGUEZ MARTIN	36.806	18	22 M. CUCCU	25.764	18	58 A. RODRIGUEZ MARTIN	35.409
19	55 B. CROCKFORD	23.537	19	33 J. KUSMIERCZYK	36.860	19	33 J. KUSMIERCZYK	25.815	19	55 B. CROCKFORD	35.469
20	33 J. KUSMIERCZYK	23.557	20	55 B. CROCKFORD	37.020	20	17 T. COLLINS	25.871	20	10 G. CARBONNEL	35.485
21	10 G. CARBONNEL	23.842	21	10 G. CARBONNEL	37.359	21	32 R. VALENTE MARTINS	25.959	21	88 E. AGOSTON BURR	35.506
22	34 G. HUDOVERNICK	28.749	22	34 G. HUDOVERNICK	37.593	22	10 G. CARBONNEL	26.058			

18/09/2021

These data/results cannot be reproduced, stored and/or transmitted in whole or in part by any manner of electronic, mechanical, photocopying, recording, broadcasting or otherwise now known or herein after developed without the previous express consent by the copyright owner, except for reproduction in daily press and regular printed publications on sale to the public within 60 days of the event related to those data/results and always provided that copyright symbol appears together as follows below.

© DORNA WSBK ORGANIZATION Srl 2021

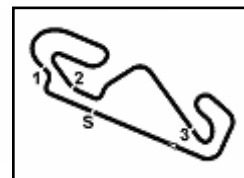
PERUGIA TIMING



9.3

Yamaha Cup

731/06



Circuit de Barcelona 4.657 m

1 / 2

Hyundai N Catalunya Round, 17-19 September 2021

Chronological Analysis Race 1

Start at 11:46'36.189

1° 2 I. GARCIA ABELLA (2'00.486)							
Lap	Seg.1	Seg.2	Seg.3	Seg.4	Lap Time	km/h	Local Time
1		36.879	25.647	35.339	2'04.648	163,4	11:48'40.837
2	23.699	36.861	25.819	35.367	2'01.746	186,2	11:50'42.583
3	23.609	36.725	25.835	35.861	2'02.030	184,3	11:52'44.613
4	23.380	36.670	25.517	36.686	2'02.253	185,9	11:54'46.866
5	23.453	36.967	25.672	35.546	2'01.638	185,2	11:56'48.504
6	23.397	36.559	25.506	35.024	2'00.486	189,5	11:58'48.990
7	23.533	36.602	25.543	34.923	2'00.601	184,3	12:00'49.591
8	23.648	36.625	25.611	34.938	2'00.822	182,7	12:02'50.413
9	23.671	36.641	25.495	34.974	2'00.781	182,4	12:04'51.194
Race Time 18'15.005							

2° 76 J. GIRAL (2'00.657)							
Lap	Seg.1	Seg.2	Seg.3	Seg.4	Lap Time	km/h	Local Time
1		37.106	25.513	35.183	2'04.667	166,9	11:48'40.856
2	23.321	36.909	26.136	35.536	2'01.902	186,9	11:50'42.758
3	23.336	36.946	25.639	35.570	2'01.491	189,8	11:52'44.249
4	23.910	36.663	25.610	36.548	2'02.731	188,5	11:54'46.980
5	23.117	37.045	25.734	35.062	2'00.958	189,8	11:56'47.938
6	23.775	36.552	25.624	34.962	2'00.913	182,1	11:58'48.851
7	23.530	36.599	25.637	34.891	2'00.657	187,5	12:00'49.508
8	23.553	36.678	25.628	34.913	2'00.772	187,2	12:02'50.280
9	23.597	36.634	25.640	35.027	2'00.898	186,2	12:04'51.178
Race Time 18'14.989 + 0.020Pen							

3° 47 F. SEABRIGHT (2'00.455)							
Lap	Seg.1	Seg.2	Seg.3	Seg.4	Lap Time	km/h	Local Time
1		36.815	25.744	35.202	2'04.740	159,5	11:48'40.929
2	23.324	36.924	25.953	35.218	2'01.419	189,8	11:50'42.348
3	24.336	37.157	25.746	35.289	2'02.528	184,9	11:52'44.876
4	23.562	36.761	25.564	36.462	2'02.349	187,2	11:54'47.225
5	23.203	36.959	25.816	35.370	2'01.348	190,5	11:56'48.573
6	23.515	36.554	25.429	34.957	2'00.455	192,2	11:58'49.028
7	23.593	36.639	25.523	34.934	2'00.689	183,4	12:00'49.717
8	23.660	36.625	25.601	35.064	2'00.950	183,7	12:02'50.667
9	23.547	36.639	25.497	34.898	2'00.581	189,1	12:04'51.248
Race Time 18'15.059							

4° 74 J. CONESA BENITO (2'00.366)							
Lap	Seg.1	Seg.2	Seg.3	Seg.4	Lap Time	km/h	Local Time
1		36.945	25.450	35.254	2'05.004	158,8	11:48'41.193
2	23.417	37.085	25.520	35.162	2'01.184	187,8	11:50'42.377
3	23.892	37.573	25.861	35.758	2'03.084	186,2	11:52'45.461
4	23.070	36.784	25.313	35.962	2'01.129	193,2	11:54'46.590
5	24.631	36.934	25.798	35.423	2'02.786	187,5	11:56'49.376
6	23.616	37.156	25.470	35.237	2'01.479	197,8	11:58'50.855
7	23.488	36.778	25.481	36.171	2'01.918	197,8	12:00'52.773
8	23.313	36.697	25.558	34.798	2'00.366	191,8	12:02'53.139
9	23.836	36.728	25.618	34.716	2'00.898	181,5	12:04'54.037
Race Time 18'17.848							

5° 61 U. HIDALGO MIMBRERO (1'59.965)							
Lap	Seg.1	Seg.2	Seg.3	Seg.4	Lap Time	km/h	Local Time
1		37.420	25.883	35.019	2'07.067	172,8	11:48'43.256
2	23.294	36.867	25.439	35.270	2'00.870	194,2	11:50'44.126
3	23.444	37.013	25.666	35.872	2'01.995	197,4	11:52'46.121
4	23.310	36.607	25.608	36.098	2'01.623	198,5	11:54'47.744
5	23.353	36.584	25.961	35.244	2'01.142	198,5	11:56'48.886
6	23.746	37.356	25.590	35.247	2'01.939	194,6	11:58'50.825
7	23.277	36.767	25.598	36.510	2'02.152	198,2	12:00'52.977
8	23.462	36.820	25.710	35.333	2'01.325	192,9	12:02'54.302
9	23.019	36.738	25.659	34.549	1'59.965	193,2	12:04'54.267
Race Time 18'18.078							

6° 96 M. VICH GIL (2'00.647)							
Lap	Seg.1	Seg.2	Seg.3	Seg.4	Lap Time	km/h	Local Time
1		38.097	26.156	35.837	2'09.345	172,2	11:48'45.534
2	23.541	37.040	25.693	35.587	2'01.861	190,1	11:50'47.395

1		37.203	25.965	35.134	2'06.688	171,7	11:48'42.877
2	23.514	36.517	25.729	34.887	2'00.647	192,5	11:50'43.524
3	23.241	37.154	25.561	35.511	2'01.467	194,2	11:52'44.991
4	23.364	36.642	25.586	36.363	2'01.955	190,5	11:54'46.946
5	23.886	36.699	25.930	35.359	2'01.874	188,8	11:56'48.820
6	24.019	36.765	25.548	35.090	2'01.422	190,1	11:58'50.242
7	23.465	36.583	25.989	35.636	2'01.673	187,8	12:00'51.915
8	23.723	36.970	25.819	34.988	2'01.500	183,4	12:02'53.415
9	23.486	37.261	25.811	34.996	2'01.554	183,1	12:04'54.969
Race Time 18'18.780							

7° 12 H. MAIER (2'00.824)							
Lap	Seg.1	Seg.2	Seg.3	Seg.4	Lap Time	km/h	Local Time
1		37.058	25.500	35.248	2'04.924	167,4	11:48'41.113
2	23.406	37.069	25.888	35.245	2'01.608	187,2	11:50'42.721
3	23.303	37.229	25.828	35.726	2'02.086	187,2	11:52'44.807
4	23.118	36.688	25.866	36.703	2'02.375	191,5	11:54'47.182
5	23.033	36.926	25.831	35.460	2'01.250	193,2	11:56'48.432
6	23.755	36.734	25.697	35.089	2'01.275	184,9	11:58'49.707
7	23.542	36.778	26.131	35.705	2'02.156	186,5	12:00'51.863
8	23.748	37.399	25.846	35.360	2'02.353	186,9	12:02'54.216
9	23.010	36.731	25.930	35.153	2'00.824	190,8	12:04'55.040
Race Time 18'18.851							

8° 36 B. NEILA SANTOS (2'01.190)							
Lap	Seg.1	Seg.2	Seg.3	Seg.4	Lap Time	km/h	Local Time
1		37.334	25.883	35.170	2'06.069	171,4	11:48'42.258
2	23.468	36.708	25.759	35.258	2'01.193	189,8	11:50'43.451
3	23.481	37.322	25.703	35.983	2'02.489	192,9	11:52'45.940
4	23.065	36.665	25.704	36.742	2'02.176	195,3	11:54'48.116
5	23.410	36.987	25.977	35.432	2'01.806	199,3	11:56'49.922
6	23.438	37.165	25.639	35.462	2'01.704	194,6	11:58'51.626
7	23.170	36.621	25.618	35.826	2'01.235	193,5	11:56'52.861
8	23.401	36.791	25.731	35.267	2'01.190	189,8	12:02'54.051
9	23.505	36.805	25.744	35.307	2'01.361	189,1	12:04'55.412
Race Time 18'19.223							

9° 33 J. KUSMIERCZYK (2'02.057)							
Lap	Seg.1	Seg.2	Seg.3	Seg.4	Lap Time	km/h	Local Time
1		37.619	26.294	36.713	2'08.611	170,3	11:48'44.800
2	23.733	37.217	25.815	35.304	2'02.069	192,2	11:50'46.869
3	23.608	37.255	26.121	35.137	2'02.121	191,8	11:52'48.990
4	23.574	37.114	26.576	35.842	2'03.106	188,8	11:54'52.096
5	23.557	36.992	26.069	35.439	2'02.057	185,2	11:56'54.153
6	23.596	37.027	26.035	35.436	2'02.094	189,1	11:58'56.247
7	24.263	36.860	25.894	35.579	2'02.596	182,7	12:00'58.843
8	23.986	37.046	26.142	35.597	2'02.771	187,5	12:03'01.614
9	23.900	37.288	26.164	35.638	2'02.990	181,2	12:05'04.604
Race Time 18'28.415							

10° 58 A. RODRIGUEZ MARTIN (2'01.994)							
Lap	Seg.1	Seg.2	Seg.3	Seg.4	Lap Time	km/h	Local Time
1		37.291	26.186	35.409	2'06.988	173,6	11:48'43.177
2	23.303	37.205	25.970	35.664	2'02.142	197,4	11:50'45.319
3	23.725	37.425	26.280	35.712	2'03.142	187,2	11:52'48.461
4	23.991	37.333	26.360	35.884	2'03.568	183,7	11:54'52.029
5	24.169	36.806	25.945	35.911	2'02.831	183,1	11:56'54.860
6	23.767	37.265	25.991	35.554	2'02.577	189,1	11:58'57.437
7	23.488	36.896	25.682	35.928	2'01.994	189,1	12:00'59.431
8	24.123	37.097	26.007	35.512	2'02.739	189,1	12:03'02.170
9	23.541	36.996	26.205	35.713	2'02.455	187,8	12:05'04.625
Race Time 18'28.436							

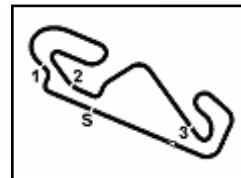
11° 55 B. CROCKFORD (2'01.861)							
Lap	Seg.1	Seg.2	Seg.3	Seg.4	Lap Time	km/h	Local Time
1		38.097	26.156	35.837	2'09.345	172,2	11:48'45.534
2	23.541	37.040	25.693	35.587	2'01.861	190,1	11:50'47.395

18/09/2021 P = Pits In/Out - C = Lap Time Cancelled

These data/results cannot be reproduced, stored and/or transmitted in whole or in part by any manner of electronic, mechanical, photocopying, recording, broadcasting or otherwise now known or herein after developed without the previous express consent by the copyright owner, except for reproduction in daily press and regular printed publications on sale to the public within 60 days of the event related to those data/results and always provided that copyright symbol appears together as follows below.

© DORNA WSBK ORGANIZATION Srl 2021

PERUGIA TIMING

**9.3****Yamaha Cup
731/06**

Hyundai N Catalunya Round, 17-19 September 2021

Chronological Analysis Race 1

Circuit de Barcelona 4.657 m

Start at 11:46'36.189

2 / 2

3	23.537	37.547	25.894	35.505	2'02.483	192,5	11:52'49.878	5	23.960	37.359	26.414	35.805	2'03.538	181,2	11:57'12.426
4	23.920	37.135	25.988	35.598	2'02.641	193,9	11:54'52.519	6	23.958	37.585	26.356	35.969	2'03.868	181,2	11:59'16.294
5	23.877	37.020	25.793	35.693	2'02.383	193,9	11:56'54.902	7	24.073	37.408	26.328	36.087	2'03.896	180,6	12:01'20.190
6	23.706	37.065	25.829	35.555	2'02.155	190,5	11:58'57.057	8	24.078	37.583	26.394	35.767	2'03.822	180,3	12:03'24.012
7	23.553	37.081	25.755	35.727	2'02.116	190,1	12:00'59.173	9	24.134	37.642	26.316	35.964	2'04.056	179,7	12:05'28.068
8	23.876	37.519	26.218	35.469	2'03.082	185,9	12:03'02.255								Race Time 18'51.879
9	23.896	37.088	25.903	35.609	2'02.496	187,2	12:05'04.751								Race Time 18'28.562

12° 88 E. AGOSTON BURR (2'01.916)

Lap	Seg.1	Seg.2	Seg.3	Seg.4	Lap Time	km/h	Local Time
1		37.761	26.137	36.351	2'09.315	173,4	11:48'45.504
2	23.756	37.099	26.295	36.244	2'03.394	191,5	11:50'48.898
3	23.547	37.307	26.004	35.585	2'02.443	188,2	11:52'51.341
4	23.568	37.029	26.037	35.590	2'02.224	190,1	11:54'53.565
5	23.747	36.700	25.734	35.735	2'01.916	186,2	11:56'55.481
6	23.696	37.150	25.746	35.901	2'02.493	190,5	11:58'57.974
7	23.469	37.095	25.992	35.506	2'02.062	191,5	12:01'00.036
8	23.857	37.095	25.967	35.569	2'02.488	191,8	12:03'02.524
9	23.877	36.962	25.977	35.604	2'02.420	188,8	12:05'04.944
							Race Time 18'28.755

13° 51 T. WALCH (2'01.985)

Lap	Seg.1	Seg.2	Seg.3	Seg.4	Lap Time	km/h	Local Time
1		38.016	26.349	36.094	2'09.593	171,2	11:48'45.782
2	23.681	37.184	26.082	36.023	2'02.970	192,9	11:50'48.752
3	24.068	37.158	25.900	35.545	2'02.671	187,8	11:52'51.423
4	23.315	37.108	26.123	35.439	2'01.985	192,5	11:54'53.408
5	23.658	36.758	25.943	35.837	2'02.196	186,2	11:56'55.604
6	23.389	37.231	25.880	35.546	2'02.046	193,9	11:58'57.650
7	23.649	36.952	25.746	35.767	2'02.114	191,8	12:00'59.764
8	23.933	37.133	25.994	35.392	2'02.452	189,8	12:03'02.216
9	23.679	37.059	26.051	35.940	2'02.729	188,8	12:05'04.945
							Race Time 18'28.756

14° 22 M. CUCCU (2'01.557)

Lap	Seg.1	Seg.2	Seg.3	Seg.4	Lap Time	km/h	Local Time
1		38.046	26.384	35.909	2'09.770	161,9	11:48'45.959
2	23.918	36.908	26.087	35.934	2'02.847	194,6	11:50'48.806
3	23.860	37.029	26.121	35.216	2'02.226	187,2	11:52'51.032
4	24.114	36.948	26.105	35.317	2'02.484	184,3	11:54'53.516
5	23.413	36.639	25.906	35.599	2'01.557	186,9	11:56'55.073
6	23.745	37.264	25.919	35.564	2'02.492	191,2	11:58'57.565
7	23.600	36.951	25.764	35.721	2'02.036	189,8	12:00'59.601
8	24.228	37.370	26.102	35.502	2'03.202	188,5	12:03'02.803
9	23.821	36.939	26.069	35.489	2'02.318	189,8	12:05'05.121
							Race Time 18'28.932

15° 17 T. COLLINS (2'02.034)

Lap	Seg.1	Seg.2	Seg.3	Seg.4	Lap Time	km/h	Local Time
1		37.726	25.979	35.724	2'08.336	172,5	11:48'44.525
2	23.798	37.518	25.871	35.660	2'02.847	187,2	11:50'47.372
3	23.412	37.297	26.117	35.621	2'02.447	193,5	11:52'49.819
4	23.558	36.787	26.019	35.972	2'02.336	190,8	11:54'52.155
5	23.678	36.891	26.009	35.456	2'02.034	184,6	11:56'54.189
6	23.755	37.229	25.948	35.628	2'02.560	186,5	11:58'56.749
7	23.350	37.351	25.966	35.650	2'02.317	189,5	12:00'59.066
8	24.086	40.024	26.913	35.376	2'06.399	183,4	12:03'05.465
9	23.776	37.065	26.258	35.812	2'02.911	184,6	12:05'08.376
							Race Time 18'32.187

16° 10 G. CARBONNEL (2'02.912)

Lap	Seg.1	Seg.2	Seg.3	Seg.4	Lap Time	km/h	Local Time
1		37.901	26.058	50.880	2'22.824	168,0	11:48'59.013
2	23.986	37.486	26.375	35.828	2'03.675	181,2	11:51'02.688
3	23.845	37.494	26.269	35.680	2'03.288	182,4	11:53'05.976
4	23.842	37.415	26.170	35.485	2'02.912	181,5	11:55'08.888

RET 32 R. VALENTE MARTINS (2'02.094)								
Lap	Seg.1	Seg.2	Seg.3	Seg.4	Lap Time	km/h	Local Time	
1			37.356	26.061	36.314	2'08.263	175,0	11:48'44.452
2	23.686	37.347	26.078	35.369	2'02.480	188,8	11:50'46.932	
3	23.517	37.295	26.200	35.727	2'02.739	189,8	11:52'49.671	
4	23.504	36.799	26.088	35.944	2'02.335	189,5	11:54'52.006	
5	24.028	36.766	26.013	35.660	2'02.467	184,6	11:56'54.473	
6	23.572	36.862	25.959	35.701	2'02.094	186,9	11:58'56.567	
7	23.715	36.872	26.043	35.759	2'02.389	188,5	12:00'58.956	
							Race Time 14'22.767	

RET 24 F. MORA ALLIS (2'01.281)								
Lap	Seg.1	Seg.2	Seg.3	Seg.4	Lap Time	km/h	Local Time	
1			37.542	26.033	35.502	2'06.474	171,7	11:48'42.663
2	23.302	36.740	25.847	35.392	2'01.281	195,3	11:50'43.944	
3	23.458	36.925	25.626	35.891	2'01.900	196,4	11:52'45.844	
4	23.427	36.563	25.580	36.170	2'01.740	193,9	11:54'47.584	
5	23.360	36.916	25.915	35.379	2'01.570	198,2	11:56'49.154	
6	23.662	37.011	25.610	35.164	2'01.447	194,2	11:58'50.601	
							Race Time 12'14.412	

RET 31 L. BADIE (2'01.214)								
Lap	Seg.1	Seg.2	Seg.3	Seg.4	Lap Time	km/h	Local Time	
1			37.547	25.886	35.416	2'06.624	168,2	11:48'42.813
2	23.452	36.922	25.646	35.194	2'01.214	192,9	11:50'44.027	
3	23.450	36.967	25.811	35.955	2'02.183	196,0	11:52'46.210	
4	23.360	36.738	25.453	36.106	2'01.657	197,8	11:54'47.867	
5	23.529	36.960	25.684	35.268	2'01.441	198,9	11:56'49.308	
6	23.463	36.994	25.849	35.133	2'01.439	194,2	11:58'50.747	
							Race Time 12'14.558	

RET 16 M. REPAK (2'01.571)								
Lap	Seg.1	Seg.2	Seg.3	Seg.4	Lap Time	km/h	Local Time	
1			36.872	25.773	35.070	2'04.342	165,9	11:48'40.531
2	24.474	37.064	25.707	35.250	2'02.495	186,5	11:50'43.026	
3	23.366	37.266	25.508	36.189	2'02.329	186,9	11:52'45.355	
4	23.373	36.793	25.468	36.356	2'01.990	189,1	11:54'47.345	
5	23.945	36.786	26.437	34.926	2'02.094	187,5	11:56'49.439	
6	23.753	37.036	25.479	35.303	2'01.571	196,7	11:58'51.010	
							Race Time 12'14.821	

RET 41 I. PERISTERAS (2'01.305)								
Lap	Seg.1	Seg.2	Seg.3	Seg.4	Lap Time	km/h	Local Time	
1			37.039	25.581	35.154	2'05.275	162,4	11:48'41.464
2	23.287	37.108	25.598	35.312	2'01.305	192,9	11:50'42.769	
3	23.792	36.846	25.621	35.464	2'01.723	190,8	11:52'44.492	
4	23.282	36.637	25.853	36.468	2'02.240	186,5	11:54'46.732	
5	23.877	36.818	25.938	35.366	2'01.999	184,6	11:56'48.731	
6	24.192	37.138	25.617	35.550	2'02.497	184,0	11:58'51.228	
							Race Time 12'15.039	

18/09/2021 P = Pits In/Out - C = Lap Time Cancelled

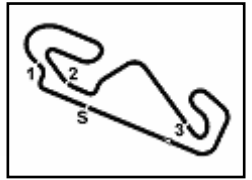
These data/results cannot be reproduced, stored and/or transmitted in whole or in part by any manner of electronic, mechanical, photocopying, recording, broadcasting or otherwise now known or herein after developed without the previous express consent by the copyright owner, except for reproduction in daily press and regular printed publications on sale to the public within 60 days of the event related to those data/results and always provided that copyright symbol appears together as follows below.

© DORNA WSBK ORGANIZATION Srl 2021



9.4

Yamaha Cup
731/06



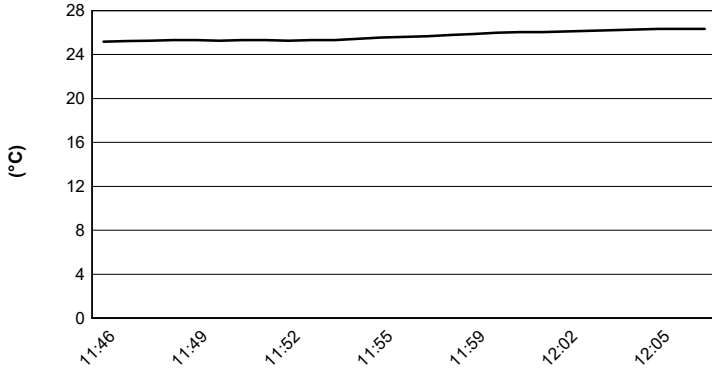
Circuit de Barcelona 4.657 m

Hyundai N Catalunya Round, 17-19 September 2021

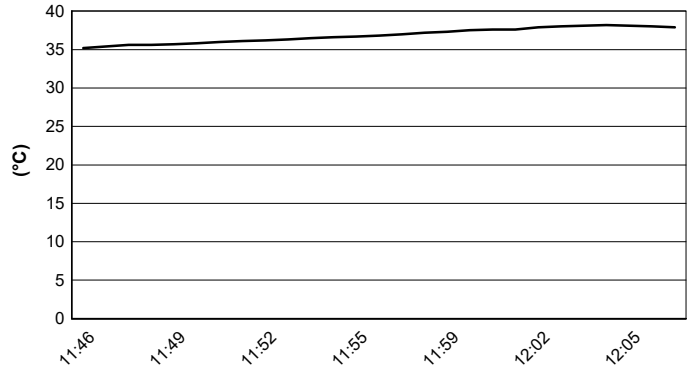
Weather Report Race 1

Session started 11:47 - Session ended 12:07


Air Temperature



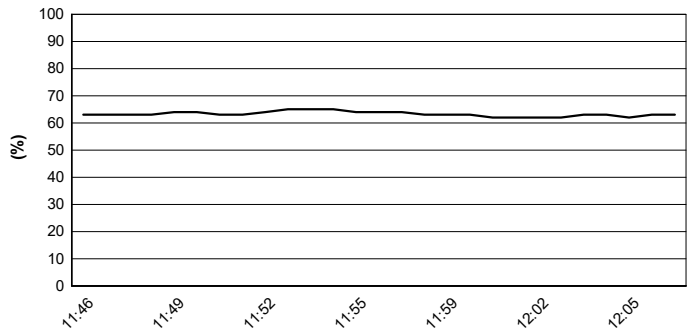
Track Temperature



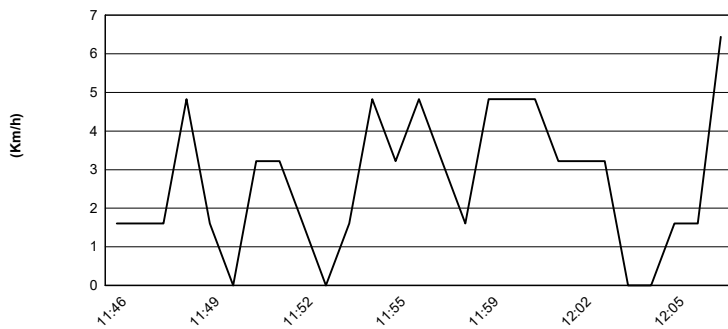
Air Pressure



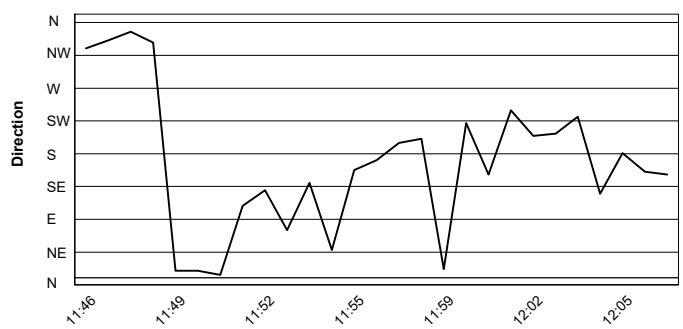
Humidity



Wind Speed



Wind Direction



18/09/2021

These data/results cannot be reproduced, stored and/or transmitted in whole or in part by any manner of electronic, mechanical, photocopying, recording, broadcasting or otherwise now known or herein after developed without the previous express consent by the copyright owner, except for reproduction in daily press and regular printed publications on sale to the public within 60 days of the event related to those data/results and always provided that copyright symbol appears together as follows below.

© DORNA WSBK ORGANIZATION Srl 2021