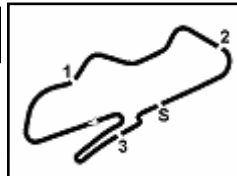




10

Yamaha Cup

731/02



Donington Park 4.023 m

1 / 2

Prosecco DOC UK Round, 2-4 July 2021

Results Race 2

Laps 11 = 44,253 Km - Time of Race 19'55.859 - Avg. 133,219 km/h

Pos	Grid	No. Rider	Nat	Team	Bike	LL	Gap	Rel.	Fastest Lap	Speed	Qualifying	Speed
1	1	47 F. SEABRIGHT	GBR	FHS Racing	Yamaha R3	11			1'47.673	177,0	1'46.315	173,9
2	5	76 J. GIRAL	ESP	ARCO MotoR University team	Yamaha R3	11	0.190	0.190	1'47.782	173,6	1'47.183	175,9
3	8	2 I. GARCIA ABELLA	ESP	ARCO MotoR University team	Yamaha R3	11	0.363	0.173	1'47.816	178,8	1'47.334	178,2
4	10	41 I. PERISTERAS	GRE	Team ROC' n' DEA	Yamaha R3	11	0.453	0.090	1'47.341	177,0	1'47.722	175,9
5	4	74 J. CONESA BENITO	ESP	Gasss Racing Team	Yamaha R3	11	0.541	0.088	1'47.496	178,2	1'47.176	178,8
6	11	96 M. VICH GIL	ESP	DS Racing School	Yamaha R3	11	1.094	0.553	1'47.725	179,7	1'48.264	174,5
7	7	58 A. RODRIGUEZ MARTIN	ESP	Viñales Junior Team	Yamaha R3	11	13.181	12.087	1'48.828	177,0	1'47.226	177,6
8	3	12 H. MAIER	BRA	AD78 Team Brasil	Yamaha R3	11	13.371	0.190	1'48.068	177,3	1'47.157	173,9
9	9	10 G. CARBONNEL	FRA	Yamaha Motor France	Yamaha R3	11	13.561	0.190	1'48.377	177,3	1'47.337	173,1
10	15	88 E. AGOSTON BURR	BRA	AD78 Team Brasil	Yamaha R3	11	13.770	0.209	1'48.497	179,4	1'48.834	169,3
11	14	61 U. HIDALGO MIMBRERO	ESP	ARCO MotoR University team	Yamaha R3	11	14.277	0.507	1'48.827	179,1	1'48.663	177,0
12	16	46 D. NOVAK	POL	Yamaha RS Racing	Yamaha R3	11	14.402	0.125	1'48.438	180,3	1'48.887	172,5
13	20	69 K. YAAKOV	USA	American racing Academy team	Yamaha R3	11	14.825	0.423	1'48.916	178,8	1'49.477	169,3
14	19	55 B. CROCKFORD	GBR	BRIXX Crescent Yamaha	Yamaha R3	11	14.922	0.097	1'48.829	180,3	1'49.400	170,6
15	12	51 T. WALCH	AUT	Racing Tristan Walch	Yamaha R3	11	15.215	0.293	1'48.620	176,8	1'48.497	173,9
16	13	22 M. CUCCU	ITA	Viñales Junior Team	Yamaha R3	11	19.454	4.239	1'49.558	175,6	1'48.524	172,5
17	P21	31 L. BADIE	BEL	Yamaha R3 bLU cRU Benelux	Yamaha R3	11	20.664	1.210	1'47.826	177,6	1'49.660	173,3
18	17	13 E. COLOMBI	ITA	Moto X Racing	Yamaha R3	11	23.599	2.935	1'49.539	177,9	1'49.032	176,2
19	18	48 F. FERRARO	ITA	Team Chiodo Racing	Yamaha R3	11	32.857	9.258	1'50.546	174,7	1'49.339	176,5
20	23	32 R. VALENTE MARTINS	POR	Viñales Junior Team	Yamaha R3	11	33.095	0.238	1'50.598	175,3	1'50.006	172,2
21	6	73 G. MORA	ITA	Junior Team AG Yamaha Pata	Yamaha R3	10	1 Lap	1 Lap	1'48.527	177,9	1'47.221	176,8
-----Not Classified-----												
RET	2	16 M. REPAK	SVK	Repák Racing Team	Yamaha R3	8	3 Laps		1'47.236	176,5	1'46.542	174,5
RET	22	54 G. SATICI	TUR	Satici Racing Team	Yamaha R3	0					1'49.753	173,6

AIR	Humidity:	71%	Temp:	21°C
TRACK	Condition:	Dry	Temp:	30°C

Records	Pole (SP)	2021	F.Seabright	1'46.315	136,23 Km/h
	Race (RC1)	2021	E.Colombi	1'56.601	124,21 Km/h
	All Times (SP)	2021	F.Seabright	1'46.315	136,23 Km/h
Race Fastest Lap	(New Record)	Lap 7	M.Repak	1'47.236	135,06 Km/h

LAP LEADERS					
No.	Rider	From	To	Laps	Total
76	J. GIRAL	1	2	2	
47	F. SEABRIGHT	3	3	1	
16	M. REPAK	4	4	1	1
76	J. GIRAL	5	6	2	
74	J. CONESA BENITO	7	7	1	1
76	J. GIRAL	8	8	1	
41	I. PERISTERAS	9	9	1	1
76	J. GIRAL	10	10	1	6
47	F. SEABRIGHT	11	11	1	2

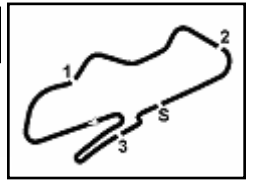
TOTAL LEADER LAPS					
No.	Rider	Laps			
91	M. VANNUCCI	12	2	I. GARCIA ABELLA	1
12	H. MAIER	8	41	I. PERISTERAS	1
76	J. GIRAL	6			
16	M. REPAK	4			
47	F. SEABRIGHT	3			
73	G. MORA	3			
74	J. CONESA BENITO	3			

Start 03/07/2021 15:15 End 15:36 The results are provisional until the end of the time limit for protests and appeals and the completion of the technical checks.

These data/results cannot be reproduced, stored and/or transmitted in whole or in part by any manner of electronic, mechanical, photocopying, recording, broadcasting or otherwise now known or herein after developed without the previous express consent by the copyright owner, except for reproduction in daily press and regular printed publications on sale to the public within 60 days of the event related to those data/results and always provided that copyright symbol appears together as follows below.

© DORNA WSBK ORGANIZATION Srl 2021

PERUGIA TIMING

**10****Yamaha Cup**
731/02

Donington Park 4.023 m

2 / 2

Prosecco DOC UK Round, 2-4 July 2021
Results Race 2**Race Highlights**

Time	No. Rider	Description
15.02.48	54 Satici	Crashed - Turn 4
15.05.10	54 Satici	Medical Centre
15.06.00	54 Satici	Out
15.13.01		Warm-up Lap Start
15.15.52		Start
15.17.23	58 Rodriguez Martin	On the Gravel - Re-Joined - Turn 9
15.21.21	73 Mora	Crashed - Turn 12
15.21.59	12 Maier	Double Long Lap Penalty - Jump Start
15.21.59	31 Badie	Double Long Lap Penalty - Jump Start
15.22.31	73 Mora	Entered Pits
15.23.46	73 Mora	Exited Pits
15.26.31	12 Maier	1st Long Lap Penalty Completed
15.27.09	31 Badie	1st Long Lap Penalty Completed
15.28.23	12 Maier	2nd Long Lap Penalty Completed
15.28.40		2/3 of Race Distance Completed
15.31.00	16 Repak	Crashed - Turn 4
15.31.22	16 Repak	Not Actively Competing
15.35.28	31 Badie	penalized by 6" for not completing two long lap penalty
15.36.50		End Of Session

Start End The results are provisional until the end of the time limit for protests and appeals
03/07/2021 15:15 15:36 and the completion of the technical checks.

These data/results cannot be reproduced, stored and/or transmitted in whole or in part by any manner of electronic, mechanical, photocopying, recording, broadcasting or otherwise now known or herein after developed without the previous express consent by the copyright owner, except for reproduction in daily press and regular printed publications on sale to the public within 60 days of the event related to those data/results and always provided that copyright symbol appears together as follows below.

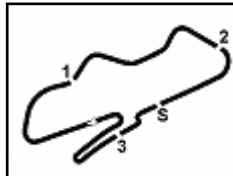
© DORNA WSBK ORGANIZATION Srl 2021



11

Yamaha Cup

731/02



Donington Park 4.023 m

Prosecco DOC UK Round, 2-4 July 2021

Championship Standings

Points	Points From First	Points From Previous	June 12		July 3		July 24		August 8		September 4		September 18	
			MISANO	DONINGTON	ASSEN	MOST	MAGNY-COURS	BARCELONA						
1	GARCIA ABELLA Iker (ESP)	72	25 11	20 16										
			1 2	1 1										
2	SEABRIGHT Fenton Harrison (GBR)	54 18	16 13	25										
			3 4	7 2										
3	CONESA BENITO Juan Antonio (ESP)	53 19 1	8 9	25 11										
			8 7	3 3										
4	GIRAL Julian (ESP)	53 19 0	13 10	10 20										
			4 6	5 3										
5	REPAK Maxim (SVK)	45 27 8	20 25											
			2 1	2 5										
6	PERISTERAS Ioannis-Konstantinos (GRE)	37 35 8	5 8	11 13										
			11 9	8 6										
7	MORA Giacomo (ITA)	34 38 3	10 16	8										
			6 5	4 7										
8	VANNUCCI Matteo (ITA)	31 41 3	11 20											
			5 3	6 8										
9	VICH GIL Marc (ESP)	29 43 2	9 5	5 10										
			7 8	10 9										
10	COLOMBI Edoardo (ITA)	24 48 5	7 1	16										
			9 13	8 10										
11	CARBONNEL Gregory (FRA)	21 51 3	1	13 7										
			15 17	11 11										
12	RODRIGUEZ MARTIN Adrian (ESP)	20 52 1	2	9 9										
			16	12 12										
13	AGOSTON BURR Eduardo (BRA)	16 56 4	4 6	6										
			12 10	13 13										
14	HIDALGO MIMBRERO Uriel (ESP)	12 60 4		7 5										
				16 14										
15	ERBAY Kadir (TUR)	10 62 2	6 4											
			10 10	13 15										
16	PALLADINO Diego (ITA)	9 63 1	2 7											
			14 12	15 16										
17	MAIER Humberto (BRA)	8 64 1		8										
				17										
18	YAAKOV Kayla (USA)	8 64 0	3	2 3										
			13 14	18 17										
19	WALCH Tristan (AUT)	7 65 1		6 1										
				17 19										
20	CROCKFORD Brody (GBR)	5 67 2		3 2										
				20 20										
21	NOVAK Dawid (POL)	4 68 1		4										
				21										
22	FERRARO Francesco (ITA)	4 68 0		4										
				19 21										
23	BADIE Levi (BEL)	3 69 1	3											
			14	20 23										
24	CUCCU Michele (ITA)	1 71 2		1										
				22 24										

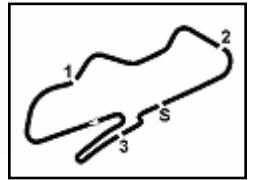
03/07/2021

First Line: Championship Standings - Second Line: Ranking Progression

These data/results cannot be reproduced, stored and/or transmitted in whole or in part by any manner of electronic, mechanical, photocopying, recording, broadcasting or otherwise now known or herein after developed without the previous express consent by the copyright owner, except for reproduction in daily press and regular printed publications on sale to the public within 60 days of the event related to those data/results and always provided that copyright symbol appears together as follows below.

© DORNA WSBK ORGANIZATION Srl 2021

PERUGIA TIMING

**12.1****Yamaha Cup
731/02**

Donington Park 4.023 m

1 / 3

Prosecco DOC UK Round, 2-4 July 2021**Lap Chart Race 2**

		Lap										
	1	2	3	4	5	6	7	8	9	10	11	
1	76	76	47	16	76	76	74	76	41	76	47	
2	16	16	16	76	16	74	76	74	47	2	76	
3	74	74	76	47	47	47	16	16	76	41	2	
4	47	47	2	2	2	2	2	2	2	47	41	
5	96	2	74	74	74	96	47	47	74	96	74	
6	12	96	96	96	96	16	41	41	96	74	96	
7	2	73	12	12	12	41	96	96	12	88	58	
8	41	41	41	41	41	12	12	12	10	12	12	
9	73	12	10	58	58	10	88	88	88	10	10	
10	58	10	58	88	88	88	10	58	58	58	88	
11	10	61	88	10	10	58	58	10	61	61	61	
12	61	58	61	61	61	61	61	61	69	46	46	
13	88	88	69	69	69	69	69	69	46	69	31	
14	69	69	51	31	31	55	55	55	51	31	69	
15	51	51	31	51	55	51	46	46	55	55	55	
16	13	13	13	55	51	13	51	51	31	51	51	
17	22	31	55	13	13	46	13	31	13	22	22	
18	31	22	22	22	46	22	31	13	22	13	13	
19	46	55	46	46	22	31	22	22	32	32	48	
20	55	46	32	32	32	32	32	48	48	48	32	
21	32	32	48	48	48	48	48	32	73	73		
22	48	48	73	73	73	73	73	73				

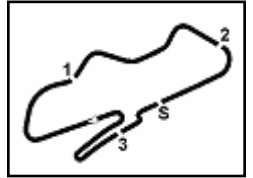
Final Result		
1	47 F. SEABRIGHT	Laps 11
2	76 J. GIRAL	0.190
3	21 I. GARCIA ABELLA	0.363
4	41 I. PERISTERAS	0.453
5	74 J. CONESA BENITO	0.541
6	96 M. VICH GIL	1.094
7	58 A. RODRIGUEZ MART	13.181
8	12 H. MAIER	13.371
9	10 G. CARBONNEL	13.561
10	88 E. AGOSTON BURR	13.770
11	61 U. HIDALGO MIMBRE	14.277
12	46 D. NOVAK	14.402
13	69 K. YAAKOV	14.825
14	55 B. CROCKFORD	14.922
15	51 T. WALCH	15.215
16	22 M. CUCCU	19.454
17	31 L. BADIE (P)	20.664
18	13 E. COLOMBI	23.599
19	48 F. FERRARO	32.857
20	32 R. VALENTE MARTIN	33.095
21	73 G. MORA	1 Lap
RET	16 M. REPAK	3 Laps
RET	54 G. SATICI	

03/07/2021

These data/results cannot be reproduced, stored and/or transmitted in whole or in part by any manner of electronic, mechanical, photocopying, recording, broadcasting or otherwise now known or herein after developed without the previous express consent by the copyright owner, except for reproduction in daily press and regular printed publications on sale to the public within 60 days of the event related to those data/results and always provided that copyright symbol appears together as follows below.

© DORNA WSBK ORGANIZATION Srl 2021

PERUGIA TIMING

**12.1****Yamaha Cup
731/02**

Donington Park 4.023 m

Prosecco DOC UK Round, 2-4 July 2021**Lap Chart Race 2****2 / 3**

Lap 1		
1	76 J.Giral	1'51.106
2	16 M.Repak	0.253
3	74 J.Conesa Benito	0.421
4	47 F.Seabright	0.626
5	96 M.Vich Gil	1.077
6	12 H.Maier	1.460
7	2 I.Garcia Abella	1.715
8	41 I.Peristeras	2.023
9	73 G.Mora	2.128
10	58 A.Rodriguez Martin	2.619
11	10 G.Carbonnel	2.933
12	61 U.Hidalgo Mimbreno	3.181
13	88 E.Agoston Burr	3.539
14	69 K.Yaakov	4.522
15	51 T.Walch	4.725
16	13 E.Colombi	5.046
17	22 M.Cuccu	5.170
18	31 L.Badie	5.493
19	46 D.Novak	5.591
20	55 B.Crockford	5.863
21	32 R.Valente Martins	6.697
22	48 F.Ferraro	7.214

2	76 J.Giral	0.556
3	47 F.Seabright	0.643
4	2 I.Garcia Abella	0.772
5	74 J.Conesa Benito	0.924
6	96 M.Vich Gil	1.085
7	12 H.Maier	1.538
8	41 I.Peristeras	2.758
9	58 A.Rodriguez Martin	6.270
10	88 E.Agoston Burr	6.499
11	10 G.Carbonnel	6.820
12	61 U.Hidalgo Mimbreno	6.985
13	69 K.Yaakov	7.491
14	31 L.Badie	7.809
15	51 T.Walch	8.121
16	55 B.Crockford	9.006
17	13 E.Colombi	9.177
18	22 M.Cuccu	9.320
19	46 D.Novak	9.674
20	32 R.Valente Martins	13.572
21	48 F.Ferraro	14.708
22	73 G.Mora	

5	47 F.Seabright	0.927
6	41 I.Peristeras	1.179
7	96 M.Vich Gil	1.301
8	12 H.Maier	9.285
9	88 E.Agoston Burr	11.497
10	10 G.Carbonnel	11.707
11	58 A.Rodriguez Martin	11.895
12	61 U.Hidalgo Mimbreno	12.265
13	69 K.Yaakov	12.506
14	55 B.Crockford	12.752
15	46 D.Novak	13.040
16	51 T.Walch	13.478
17	13 E.Colombi	13.780
18	31 L.Badie	15.172
19	22 M.Cuccu	15.441
20	32 R.Valente Martins	21.588
21	48 F.Ferraro	22.033
22	73 G.Mora	

Lap 11		
1	47 F.Seabright	19'55.859
2	76 J.Giral	0.190
3	2 I.Garcia Abella	0.363
4	41 I.Peristeras	0.453
5	74 J.Conesa Benito	0.541
6	96 M.Vich Gil	1.094
7	58 A.Rodriguez Martin	13.181
8	12 H.Maier	13.371
9	10 G.Carbonnel	13.561
10	88 E.Agoston Burr	13.770
11	61 U.Hidalgo Mimbreno	14.277
12	46 D.Novak	14.402
13	31 L.Badie	14.664
14	69 K.Yaakov	14.825
15	55 B.Crockford	14.922
16	51 T.Walch	15.215
17	22 M.Cuccu	19.454
18	13 E.Colombi	23.599
19	48 F.Ferraro	32.857
20	32 R.Valente Martins	33.095

Lap 2		
1	76 J.Giral	3'40.372
2	16 M.Repak	0.164
3	74 J.Conesa Benito	0.351
4	47 F.Seabright	0.620
5	2 I.Garcia Abella	0.902
6	96 M.Vich Gil	1.031
7	73 G.Mora	1.389
8	41 I.Peristeras	1.616
9	12 H.Maier	1.772
10	10 G.Carbonnel	3.257
11	61 U.Hidalgo Mimbreno	3.533
12	58 A.Rodriguez Martin	3.851
13	88 E.Agoston Burr	4.063
14	69 K.Yaakov	5.209
15	51 T.Walch	5.367
16	13 E.Colombi	5.743
17	31 L.Badie	6.070
18	22 M.Cuccu	6.230
19	55 B.Crockford	6.640
20	46 D.Novak	7.286
21	32 R.Valente Martins	8.029
22	48 F.Ferraro	9.357

Lap 5		
1	76 J.Giral	9'05.355
2	16 M.Repak	0.132
3	47 F.Seabright	0.262
4	2 I.Garcia Abella	0.480
5	74 J.Conesa Benito	0.588
6	96 M.Vich Gil	0.865
7	12 H.Maier	1.273
8	41 I.Peristeras	2.191
9	58 A.Rodriguez Martin	8.081
10	88 E.Agoston Burr	8.143
11	10 G.Carbonnel	8.647
12	61 U.Hidalgo Mimbreno	8.918
13	69 K.Yaakov	9.135
14	31 L.Badie	9.698
15	55 B.Crockford	9.861
16	51 T.Walch	9.945
17	13 E.Colombi	10.215
18	46 D.Novak	10.446
19	22 M.Cuccu	10.753
20	32 R.Valente Martins	15.851
21	48 F.Ferraro	16.753
22	73 G.Mora	

Lap 8		
1	76 J.Giral	14'29.512
2	74 J.Conesa Benito	0.129
3	16 M.Repak	0.405
4	2 I.Garcia Abella	0.555
5	47 F.Seabright	0.741
6	41 I.Peristeras	0.943
7	96 M.Vich Gil	0.996
8	12 H.Maier	10.928
9	88 E.Agoston Burr	12.367
10	58 A.Rodriguez Martin	12.693
11	10 G.Carbonnel	12.905
12	61 U.Hidalgo Mimbreno	13.150
13	69 K.Yaakov	13.522
14	55 B.Crockford	13.683
15	46 D.Novak	13.831
16	51 T.Walch	14.068
17	31 L.Badie	15.943
18	13 E.Colombi	16.277
19	22 M.Cuccu	16.969
20	48 F.Ferraro	25.136
21	32 R.Valente Martins	25.328
22	73 G.Mora	

Lap 3		
1	47 F.Seabright	5'28.665
2	16 M.Repak	0.265
3	76 J.Giral	0.383
4	2 I.Garcia Abella	0.488
5	74 J.Conesa Benito	0.642
6	96 M.Vich Gil	0.819
7	12 H.Maier	1.659
8	41 I.Peristeras	2.445
9	10 G.Carbonnel	5.144
10	58 A.Rodriguez Martin	5.315
11	88 E.Agoston Burr	5.562
12	61 U.Hidalgo Mimbreno	5.786
13	69 K.Yaakov	6.675
14	51 T.Walch	6.956
15	31 L.Badie	7.115
16	13 E.Colombi	7.473
17	55 B.Crockford	7.837
18	22 M.Cuccu	7.949
19	46 D.Novak	8.781
20	32 R.Valente Martins	11.087
21	48 F.Ferraro	12.195
22	73 G.Mora	1'28.462

Lap 6		
1	76 J.Giral	10'53.919
2	74 J.Conesa Benito	0.067
3	47 F.Seabright	0.207
4	2 I.Garcia Abella	0.504
5	96 M.Vich Gil	0.644
6	16 M.Repak	0.977
7	41 I.Peristeras	1.401
8	12 H.Maier	4.594
9	10 G.Carbonnel	9.714
10	88 E.Agoston Burr	9.854
11	58 A.Rodriguez Martin	10.182
12	61 U.Hidalgo Mimbreno	10.354
13	69 K.Yaakov	10.650
14	55 B.Crockford	10.926
15	51 T.Walch	11.185
16	13 E.Colombi	11.490
17	46 D.Novak	11.652
18	22 M.Cuccu	12.422
19	31 L.Badie	13.668
20	32 R.Valente Martins	18.074
21	48 F.Ferraro	18.820
22	73 G.Mora	

Lap 9		
1	41 I.Peristeras	16'18.508
2	47 F.Seabright	0.091
3	76 J.Giral	0.312
4	2 I.Garcia Abella	0.455
5	74 J.Conesa Benito	0.528
6	96 M.Vich Gil	0.730
7	12 H.Maier	11.707
8	10 G.Carbonnel	12.286
9	88 E.Agoston Burr	12.463
10	58 A.Rodriguez Martin	12.671
11	61 U.Hidalgo Mimbreno	12.981
12	69 K.Yaakov	13.849
13	46 D.Novak	13.907
14	51 T.Walch	14.177
15	55 B.Crockford	14.367
16	31 L.Badie	15.268
17	13 E.Colombi	17.439
18	22 M.Cuccu	17.566
19	32 R.Valente Martins	28.213
20	48 F.Ferraro	28.567
21	73 G.Mora	

Lap 4		
1	16 M.Repak	7'16.854

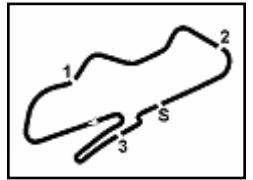
Lap 7		
1	74 J.Conesa Benito	12'41.482
2	76 J.Giral	0.248
3	16 M.Repak	0.650
4	2 I.Garcia Abella	0.757

Lap 10		
1	76 J.Giral	18'06.879
2	2 I.Garcia Abella	0.171
3	41 I.Peristeras	0.498
4	47 F.Seabright	0.573
5	96 M.Vich Gil	0.633
6	74 J.Conesa Benito	0.900
7	88 E.Agoston Burr	12.589
8	12 H.Maier	12.788

03/07/2021

These data/results cannot be reproduced, stored and/or transmitted in whole or in part by any manner of electronic, mechanical, photocopying, recording, broadcasting or otherwise now known or herein after developed without the previous express consent by the copyright owner, except for reproduction in daily press and regular printed publications on sale to the public within 60 days of the event related to those data/results and always provided that copyright symbol appears together as follows below.

© DORNA WSBK ORGANIZATION Srl 2021

**12.1****Yamaha Cup
731/02**

Donington Park 4.023 m

3 / 3

**Prosecco DOC UK Round, 2-4 July 2021
Lap Chart Race 2****Race Pace Comparison**

	47 Sea	76 Gir	2 Gar	41 Per	74 Con	96 Vic	58 Rod	12 Mai	10 Car	88 Ago	61 Hid	46 Nov	69 Yaa	55 Cro
1	1'51.732	1'51.106	1'52.821	1'53.129	1'51.527	1'52.183	1'53.725	1'52.566	1'54.039	1'54.645	1'54.287	1'56.697	1'55.628	1'56.969
2	1'49.260	1'49.266	1'48.453	1'48.859	1'49.196	1'49.220	1'50.498	1'49.578	1'49.590	1'49.790	1'49.618	1'50.961	1'49.953	1'50.043
3	1'47.673	1'48.676	1'47.879	1'49.122	1'48.584	1'48.081	1'49.757	1'48.180	1'50.180	1'49.792	1'50.546	1'49.788	1'49.759	1'49.490
4	1'48.832	1'48.362	1'48.473	1'48.502	1'48.471	1'48.455	1'49.144	1'48.068	1'49.865	1'49.126	1'49.388	1'49.082	1'49.005	1'49.358
5	1'48.120	1'47.945	1'48.209	1'47.934	1'48.165	1'48.281	1'50.312	1'48.236	1'50.328	1'50.145	1'50.434	1'49.273	1'50.145	1'49.356
6	1'48.509	1'48.564	1'48.588	1'47.774	1'48.043	1'48.343	1'50.665	1'51.885	1'49.631	1'50.275	1'50.000	1'49.770	1'50.079	1'49.629
7	1'48.283	1'47.811	1'47.816	1'47.341	1'47.496	1'48.220	1'49.276	1'52.254	1'49.556	1'49.206	1'49.474	1'48.951	1'49.419	1'49.389
8	1'47.844	1'47.782	1'47.828	1'47.794	1'48.159	1'47.725	1'48.828	1'49.673	1'49.228	1'48.900	1'48.915	1'48.821	1'49.046	1'48.961
9	1'48.346	1'49.308	1'48.896	1'48.053	1'49.395	1'48.730	1'48.974	1'49.775	1'48.377	1'49.092	1'48.827	1'49.072	1'49.323	1'49.680
10	1'48.853	1'48.059	1'48.087	1'48.869	1'48.743	1'48.274	1'48.922	1'49.452	1'49.068	1'48.497	1'49.119	1'48.438	1'48.916	1'49.077
11	1'48.407	1'49.170	1'49.172	1'48.935	1'48.621	1'49.441	1'48.939	1'49.563	1'49.558	1'50.161	1'49.528	1'49.408	1'49.411	1'48.829

	51 Wal	22 Cuc	31 Bad	13 Col	48 Fer	32 Val	73 Mor	16 Rep
1	1'55.831	1'56.276	1'56.599	1'56.152	1'58.320	1'57.803	1'53.234	1'51.359
2	1'49.908	1'50.326	1'49.843	1'49.963	1'51.409	1'50.598	1'48.527	1'49.177
3	1'49.882	1'50.012	1'49.338	1'50.023	1'51.131	1'51.351	3'15.366	1'48.394
4	1'49.354	1'49.560	1'48.883	1'49.893	1'50.702	1'50.674	2'49.714	1'47.924
5	1'50.325	1'49.934	1'50.390	1'49.539	1'50.546	1'50.780	1'49.734	1'48.633
6	1'49.804	1'50.233	1'52.534	1'49.839	1'50.631	1'50.787	1'49.451	1'49.409
7	1'49.856	1'50.582	1'49.067	1'49.853	1'50.776	1'51.077	1'49.471	1'47.236
8	1'48.620	1'49.558	1'48.801	1'50.527	1'51.133	1'51.770	1'49.863	1'47.785
9	1'49.105	1'49.593	1'48.321	1'50.158	1'52.427	1'51.881	1'49.767	
10	1'49.390	1'49.662	1'47.826	1'51.911	1'50.852	1'50.834	1'49.652	
11	1'48.999	1'49.577	1'48.921	1'51.600	1'50.789	1'51.399		

03/07/2021

These data/results cannot be reproduced, stored and/or transmitted in whole or in part by any manner of electronic, mechanical, photocopying, recording, broadcasting or otherwise now known or herein after developed without the previous express consent by the copyright owner, except for reproduction in daily press and regular printed publications on sale to the public within 60 days of the event related to those data/results and always provided that copyright symbol appears together as follows below.

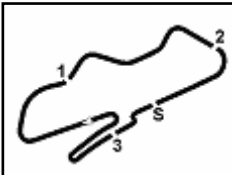
© DORNA WSBK ORGANIZATION Srl 2021



12.2

Yamaha Cup

731/02



Donington Park 4.023 m

Prosecco DOC UK Round, 2-4 July 2021

Best Sector & Speed Race 2

RESULTS

Pos	Rank	Name	Team	Laps
1	47	F. SEABRIGHT	Yamaha R3	11
2	76	J. GIRAL	Yamaha R3	0.190
3	2	I. GARCIA ABELLA	Yamaha R3	0.363
4	41	I. PERISTERAS	Yamaha R3	0.453
5	74	J. CONESA BENITO	Yamaha R3	0.541
6	96	M. VICH GIL	Yamaha R3	1.094
7	58	A. RODRIGUEZ MARTIN	Yamaha R3	13.181
8	12	H. MAIER	Yamaha R3	13.371
9	10	G. CARBONNEL	Yamaha R3	13.561
10	88	E. AGOSTON BURR	Yamaha R3	13.770
11	61	U. HIDALGO MIMBRERO	Yamaha R3	14.277
12	46	D. NOVAK	Yamaha R3	14.402
13	69	K. YAAKOV	Yamaha R3	14.825
14	55	B. CROCKFORD	Yamaha R3	14.922
15	51	T. WALCH	Yamaha R3	15.215
16	22	M. CUCCU	Yamaha R3	19.454
17	31	L. BADIE	Yamaha R3	20.664
18	13	E. COLOMBI	Yamaha R3	23.599
19	48	F. FERRARO	Yamaha R3	32.857
20	32	R. VALENTE MARTINS	Yamaha R3	33.095
21	73	G. MORA	Yamaha R3	1 Lap
RET	16	M. REPAK	Yamaha R3	3 Laps
RET	54	G. SATICI	Yamaha R3	

SPEED

Pos	Rank	Name	Team	Speed
1	55	B. CROCKFORD	Yamaha R3	180.3
2	46	D. NOVAK	Yamaha R3	180.3
3	96	M. VICH GIL	Yamaha R3	179.7
4	88	E. AGOSTON BURR	Yamaha R3	179.4
5	61	U. HIDALGO MIMBRERO	Yamaha R3	179.1
6	2	I. GARCIA ABELLA	Yamaha R3	178.8
7	69	K. YAAKOV	Yamaha R3	178.8
8	74	J. CONESA BENITO	Yamaha R3	178.2
9	13	E. COLOMBI	Yamaha R3	177.9
10	73	G. MORA	Yamaha R3	177.9
11	31	L. BADIE	Yamaha R3	177.6
12	12	H. MAIER	Yamaha R3	177.3
13	10	G. CARBONNEL	Yamaha R3	177.3
14	47	F. SEABRIGHT	Yamaha R3	177.0
15	41	I. PERISTERAS	Yamaha R3	177.0
16	58	A. RODRIGUEZ MARTIN	Yamaha R3	177.0
17	51	T. WALCH	Yamaha R3	176.8
18	16	M. REPAK	Yamaha R3	176.5
19	22	M. CUCCU	Yamaha R3	175.6
20	32	R. VALENTE MARTINS	Yamaha R3	175.3
21	48	F. FERRARO	Yamaha R3	174.7
22	76	J. GIRAL	Yamaha R3	173.6

SEG. 1

1	41	I. PERISTERAS	23.330
2	96	M. VICH GIL	23.385
3	47	F. SEABRIGHT	23.428
4	16	M. REPAK	23.430
5	74	J. CONESA BENITO	23.434
6	2	I. GARCIA ABELLA	23.484
7	12	H. MAIER	23.533
8	46	D. NOVAK	23.547
9	76	J. GIRAL	23.574
10	61	U. HIDALGO MIMBRER	23.606
11	55	B. CROCKFORD	23.620
12	73	G. MORA	23.636
13	69	K. YAAKOV	23.650
14	51	T. WALCH	23.670
15	31	L. BADIE	23.696
16	88	E. AGOSTON BURR	23.742
17	58	A. RODRIGUEZ MARTIN	23.775
18	10	G. CARBONNEL	23.786
19	13	E. COLOMBI	23.798
20	22	M. CUCCU	23.842
21	48	F. FERRARO	24.023
22	32	R. VALENTE MARTINS	24.187

SEG. 2

1	73	G. MORA	28.636
2	31	L. BADIE	28.668
3	74	J. CONESA BENITO	28.707
4	16	M. REPAK	28.738
5	76	J. GIRAL	28.763
6	55	B. CROCKFORD	28.764
7	2	I. GARCIA ABELLA	28.797
8	12	H. MAIER	28.811
9	41	I. PERISTERAS	28.817
10	47	F. SEABRIGHT	28.833
11	96	M. VICH GIL	28.865
12	51	T. WALCH	28.879
13	13	E. COLOMBI	29.001
14	10	G. CARBONNEL	29.007
15	88	E. AGOSTON BURR	29.058
16	46	D. NOVAK	29.076
17	58	A. RODRIGUEZ MARTIN	29.099
18	69	K. YAAKOV	29.167
19	22	M. CUCCU	29.193
20	61	U. HIDALGO MIMBRER	29.234
21	48	F. FERRARO	29.469
22	32	R. VALENTE MARTINS	29.587

SEG. 3

1	31	L. BADIE	27.013
2	41	I. PERISTERAS	27.028
3	88	E. AGOSTON BURR	27.086
4	76	J. GIRAL	27.107
5	2	I. GARCIA ABELLA	27.175
6	12	H. MAIER	27.184
7	16	M. REPAK	27.184
8	47	F. SEABRIGHT	27.201
9	58	A. RODRIGUEZ MARTIN	27.231
10	96	M. VICH GIL	27.241
11	74	J. CONESA BENITO	27.314
12	73	G. MORA	27.422
13	46	D. NOVAK	27.448
14	10	G. CARBONNEL	27.474
15	55	B. CROCKFORD	27.542
16	69	K. YAAKOV	27.544
17	51	T. WALCH	27.550
18	61	U. HIDALGO MIMBRER	27.600
19	13	E. COLOMBI	27.614
20	22	M. CUCCU	27.708
21	48	F. FERRARO	28.073
22	32	R. VALENTE MARTINS	28.285

SEG. 4

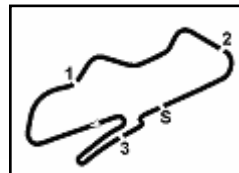
1	74	J. CONESA BENITO	27.587
2	76	J. GIRAL	27.643
3	96	M. VICH GIL	27.692
4	22	M. CUCCU	27.743
5	41	I. PERISTERAS	27.758
6	16	M. REPAK	27.845
7	12	H. MAIER	27.845
8	88	E. AGOSTON BURR	27.868
9	31	L. BADIE	27.872
10	47	F. SEABRIGHT	27.884
11	2	I. GARCIA ABELLA	27.902
12	69	K. YAAKOV	28.007
13	46	D. NOVAK	28.028
14	58	A. RODRIGUEZ MARTIN	28.049
15	73	G. MORA	28.066
16	61	U. HIDALGO MIMBRER	28.071
17	10	G. CARBONNEL	28.084
18	51	T. WALCH	28.096
19	32	R. VALENTE MARTINS	28.160
20	55	B. CROCKFORD	28.170
21	13	E. COLOMBI	28.362
22	48	F. FERRARO	28.507

03/07/2021

These data/results cannot be reproduced, stored and/or transmitted in whole or in part by any manner of electronic, mechanical, photocopying, recording, broadcasting or otherwise now known or herein after developed without the previous express consent by the copyright owner, except for reproduction in daily press and regular printed publications on sale to the public within 60 days of the event related to those data/results and always provided that copyright symbol appears together as follows below.

© DORNA WSBK ORGANIZATION Srl 2021

PERUGIA TIMING

**12.3****Yamaha Cup
731/02**

Donington Park 4.023 m

**Prosecco DOC UK Round, 2-4 July 2021
Chronological Analysis Race 2**

Start at 15:15'48.071

1 / 3

1° 47 F. SEABRIGHT (1'47.673)							
Lap	Seg.1	Seg.2	Seg.3	Seg.4	Lap Time	km/h	Local Time
1		28.883	27.805	28.310	1'51.732	168,2	15:17'39.803
2	23.759	29.387	28.030	28.084	1'49.260	177,0	15:19'29.063
3	23.645	28.833	27.273	27.922	1'47.673	170,9	15:21'16.736
4	23.885	29.027	27.419	28.501	1'48.832	175,0	15:23'05.568
5	23.428	28.975	27.833	27.884	1'48.120	171,1	15:24'53.688
6	23.839	29.078	27.618	27.974	1'48.509	170,1	15:26'42.197
7	23.896	28.859	27.507	28.021	1'48.283	166,1	15:28'30.480
8	23.491	28.849	27.492	28.012	1'47.844	175,0	15:30'18.324
9	23.824	29.269	27.201	28.052	1'48.346	173,3	15:32'06.670
10	23.859	28.938	27.777	28.279	1'48.853	168,7	15:33'55.523
11	23.741	29.170	27.517	27.979	1'48.407	167,9	15:35'43.930
Race Time 19'55.859							

2° 76 J. GIRAL (1'47.782)							
Lap	Seg.1	Seg.2	Seg.3	Seg.4	Lap Time	km/h	Local Time
1		28.855	27.387	27.972	1'51.106	170,6	15:17'39.177
2	24.155	29.463	27.659	27.989	1'49.266	173,6	15:19'28.443
3	24.188	29.046	27.107	28.335	1'48.676	173,6	15:21'17.119
4	23.610	28.771	27.415	28.566	1'48.362	172,2	15:23'05.481
5	23.598	28.763	27.661	27.923	1'47.945	173,1	15:24'53.426
6	24.175	28.868	27.547	27.974	1'48.564	168,5	15:26'41.990
7	23.971	28.767	27.430	27.643	1'47.811	172,5	15:28'29.801
8	23.574	28.949	27.366	27.893	1'47.782	168,5	15:30'17.583
9	24.229	29.053	27.478	28.548	1'49.308	168,7	15:32'06.891
10	23.684	28.775	27.706	27.894	1'48.059	166,1	15:33'54.950
11	24.038	29.078	27.722	28.332	1'49.170	166,4	15:35'44.120
Race Time 19'56.049							

3° 2 I. GARCIA ABELLA (1'47.816)							
Lap	Seg.1	Seg.2	Seg.3	Seg.4	Lap Time	km/h	Local Time
1		29.241	27.351	28.314	1'52.821	176,2	15:17'40.892
2	23.648	28.805	27.706	28.294	1'48.453	178,8	15:19'29.345
3	23.624	28.866	27.285	28.104	1'47.879	175,0	15:21'17.224
4	23.601	28.824	27.324	28.724	1'48.473	171,4	15:23'05.697
5	23.484	28.909	27.555	28.261	1'48.209	173,3	15:24'53.906
6	23.763	29.047	27.724	28.054	1'48.588	169,3	15:26'42.494
7	23.683	29.056	27.175	27.902	1'47.816	171,7	15:28'30.310
8	23.559	28.797	27.446	28.026	1'47.828	175,9	15:30'18.138
9	23.767	29.090	27.332	28.707	1'48.896	173,3	15:32'07.034
10	23.634	28.961	27.463	28.029	1'48.087	172,8	15:33'55.121
11	23.957	29.440	27.613	28.162	1'49.172	171,4	15:35'44.293
Race Time 19'56.222							

4° 41 I. PERISTERAS (1'47.341)							
Lap	Seg.1	Seg.2	Seg.3	Seg.4	Lap Time	km/h	Local Time
1		29.501	27.510	28.130	1'53.129	176,2	15:17'41.200
2	23.815	28.989	27.644	28.411	1'48.859	177,0	15:19'30.059
3	23.573	29.288	28.320	27.941	1'49.122	170,3	15:21'19.181
4	24.001	29.068	27.418	28.015	1'48.502	171,7	15:23'07.683
5	23.780	28.902	27.494	27.758	1'47.934	169,5	15:24'55.617
6	23.703	28.817	27.028	28.226	1'47.774	175,6	15:26'43.391
7	23.454	28.830	27.194	27.863	1'47.341	176,2	15:28'30.732
8	23.330	29.138	27.175	28.151	1'47.794	176,5	15:30'18.526
9	23.687	29.088	27.257	28.021	1'48.053	173,1	15:32'06.579
10	24.207	28.986	27.536	28.140	1'48.869	172,8	15:33'55.448
11	23.679	29.279	27.572	28.405	1'48.935	171,7	15:35'44.383
Race Time 19'56.312							

5° 74 J. CONESA BENITO (1'47.496)							
Lap	Seg.1	Seg.2	Seg.3	Seg.4	Lap Time	km/h	Local Time
1		29.124	27.336	28.201	1'51.527	173,1	15:17'39.598
2	23.975	29.418	27.835	27.968	1'49.196	178,2	15:19'28.794
3	24.045	29.133	27.423	27.983	1'48.584	175,9	15:21'17.378
4	23.565	28.892	27.592	28.422	1'48.471	174,7	15:23'05.849

5	23.434	28.859	27.828	28.044	1'48.165	174,2	15:24'54.014
6	23.781	29.017	27.314	27.931	1'48.043	172,0	15:26'42.057
7	23.849	28.707	27.353	27.587	1'47.496	167,4	15:28'29.553
8	23.763	29.132	27.429	27.835	1'48.159	172,0	15:30'17.712
9	24.350	29.435	27.583	28.027	1'49.395	172,8	15:32'07.107
10	23.854	28.916	27.852	28.121	1'48.743	171,4	15:33'55.850
11	23.530	29.235	27.799	28.057	1'48.621	174,2	15:35'44.471
Race Time 19'56.400							

6° 96 M. VICH GIL (1'47.725)							
Lap	Seg.1	Seg.2	Seg.3	Seg.4	Lap Time	km/h	Local Time
1		29.470	27.241	27.882	1'52.183	176,2	15:17'40.254
2	23.621	29.339	27.944	28.316	1'49.220	176,8	15:19'29.474
3	23.680	29.018	27.433	27.950	1'48.081	178,8	15:21'17.555
4	23.568	29.036	27.544	28.307	1'48.455	175,6	15:23'06.010
5	23.436	29.030	27.815	28.000	1'48.281	176,2	15:24'54.291
6	23.646	29.089	27.570	28.038	1'48.343	175,3	15:26'42.634
7	23.738	29.499	27.291	27.692	1'48.220	177,3	15:28'30.854
8	23.385	29.156	27.264	27.920	1'47.725	178,8	15:30'18.579
9	23.839	29.326	27.531	28.034	1'48.730	179,7	15:32'07.309
10	23.902	28.865	27.328	28.179	1'48.274	171,7	15:33'55.583
11	24.013	29.145	27.829	28.454	1'49.441	169,3	15:35'45.024
Race Time 19'56.953							

7° 58 A. RODRIGUEZ MARTIN (1'48.828)							
Lap	Seg.1	Seg.2	Seg.3	Seg.4	Lap Time	km/h	Local Time
1		29.336	28.115	28.951	1'53.725	171,4	15:17'41.796
2	23.866	29.811	28.301	28.520	1'50.498	172,0	15:19'32.294
3	23.844	29.356	28.117	28.440	1'49.757	169,8	15:21'22.051
4	24.059	29.099	27.761	28.225	1'49.144	169,3	15:23'11.195
5	24.620	29.845	27.626	28.221	1'50.312	172,2	15:25'01.507
6	24.174	29.677	28.463	28.351	1'50.665	168,2	15:26'52.172
7	23.915	29.589	27.624	28.148	1'49.276	175,0	15:28'41.448
8	23.804	29.408	27.382	28.234	1'48.828	175,6	15:30'30.276
9	23.940	29.229	27.714	28.091	1'48.974	177,0	15:32'19.250
10	23.775	29.374	27.724	28.049	1'48.922	169,3	15:34'08.172
11	23.846	29.602	27.231	28.260	1'48.939	175,9	15:35'57.111
Race Time 20'09.040							

8° 12 H. MAIER (1'48.068)							
Lap	Seg.1	Seg.2	Seg.3	Seg.4	Lap Time	km/h	Local Time
1		29.366	27.650	28.138	1'52.566	173,1	15:17'40.637
2	23.828	29.022	28.102	28.626	1'49.578	177,3	15:19'30.215
3	23.533	29.177	27.206	28.264	1'48.180	173,3	15:21'18.395
4	23.894	28.811	27.184	28.179	1'48.068	171,7	15:23'06.463
5	23.694	29.036	27.339	28.167	1'48.236	171,7	15:24'54.699
6	23.562	29.188	27.527	31.608	1'51.885	176,2	15:26'46.584
7	24.107	29.285	27.525	31.337	1'52.254	168,7	15:28'38.838
8	24.230	29.314	27.626	28.503	1'49.673	167,9	15:30'28.511
9	24.284	29.427	27.637	28.427	1'49.775	167,4	15:32'18.286
10	24.357	29.611	27.639	27.845	1'49.452	166,6	15:34'07.738
11	24.046	29.601	27.609	28.307	1'49.563	166,6	15:35'57.301
Race Time 20'09.230							

9° 10 G. CARBONNEL (1'48.377)							
Lap	Seg.1	Seg.2	Seg.3	Seg.4	Lap Time	km/h	Local Time
1		29.597	27.839	28.520	1'54.039	177,3	15:17'42.110
2	23.927	29.241	28.110	28.312	1'49.590	168,7	15:19'31.700
3	24.204	29.651	27.963	28.362	1'50.180	171,7	15:21'21.880
4	24.145	29.276	27.878	28.566	1'49.865	167,9	15:23'11.745
5	24.039	29.596	28.419	28.274	1'50.328	167,4	15:25'02.073
6	23.982	29.577	27.696	28.376	1'49.631	174,5	15:26'51.704
7	24.254	29.344	27.874	28.084	1'49.556	166,9	15:28'41.260
8	23.853	29.425	27.757	28.193	1'49.228	169,8	15:30'30.488
9	23.786	29.007	27.474	28.110	1'48.377	173,6	15:32'18.865
10	23.860	29.385	27.683	28.140	1'49.068	167,4	15:34'07.933

03/07/2021 P = Pits In/Out - C = Lap Time Cancelled

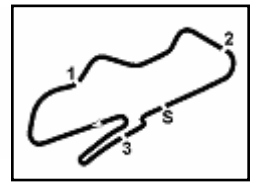
These data/results cannot be reproduced, stored and/or transmitted in whole or in part by any manner of electronic, mechanical, photocopying, recording, broadcasting or otherwise now known or herein after developed without the previous express consent by the copyright owner, except for reproduction in daily press and regular printed publications on sale to the public within 60 days of the event related to those data/results and always provided that copyright symbol appears together as follows below.

© DORNA WSBK ORGANIZATION Srl 2021



12.3

Yamaha Cup
731/02



Donington Park 4.023 m

Prosecco DOC UK Round, 2-4 July 2021

Chronological Analysis Race 2

Start at 15:15'48.071

2 / 3

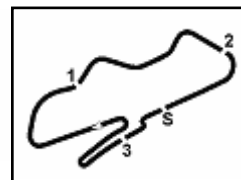
11	23.933	29.340	27.699	28.586	1'49.558	167,9	15:35'57.491	3	23.852	29.167	27.807	28.664	1'49.490	174,5	15:21'24.573
							Race Time 20'09.420	4	23.701	29.668	27.584	28.405	1'49.358	173,9	15:23'13.931
10° 88 E. AGOSTON BURR (1'48.497)															
Lap	Seg.1	Seg.2	Seg.3	Seg.4	Lap Time	km/h	Local Time	Lap	Seg.1	Seg.2	Seg.3	Seg.4	Lap Time	km/h	Local Time
1		29.718	28.373	28.209	1'54.645	179,4	15:17'42.716	5	23.903	28.764	27.986	28.703	1'49.356	179,4	15:25'03.287
2	23.749	29.077	28.398	28.566	1'49.790	175,0	15:19'32.506	6	23.731	29.203	28.159	28.536	1'49.629	176,8	15:26'52.916
3	23.742	29.353	28.230	28.467	1'49.792	173,6	15:21'22.298	7	23.791	29.430	27.934	28.234	1'49.389	175,6	15:28'42.305
4	23.907	29.156	27.697	28.366	1'49.126	173,1	15:23'11.424	8	23.730	29.252	27.542	28.437	1'48.961	179,1	15:30'31.266
5	24.272	29.843	27.859	28.171	1'50.145	169,5	15:25'01.569	9	23.782	29.709	27.912	28.277	1'49.680	175,6	15:32'20.946
6	23.960	29.972	28.263	28.080	1'50.275	169,5	15:26'51.844	10	23.727	29.248	27.932	28.170	1'49.077	173,9	15:34'10.023
7	24.225	29.415	27.443	28.123	1'49.206	170,1	15:28'41.050	11	23.620	28.932	27.822	28.455	1'48.829	180,3	15:35'58.852
8	23.987	29.370	27.576	27.967	1'48.900	169,0	15:30'29.950								Race Time 20'10.781
9	24.060	29.058	27.802	28.172	1'49.092	168,5	15:32'19.042	15° 51 T. WALCH (1'48.620)							
10	23.854	29.689	27.086	27.868	1'48.497	173,9	15:34'07.539	Lap	Seg.1	Seg.2	Seg.3	Seg.4	Lap Time	km/h	Local Time
11	24.195	30.176	27.363	28.427	1'50.161	173,1	15:35'57.700	1		29.770	28.189	29.188	1'55.831	174,7	15:17'43.902
							Race Time 20'09.629	2	23.969	29.623	28.146	28.170	1'49.908	172,2	15:19'33.810
11° 61 U. HIDALGO MIMBRERO (1'48.827)															
Lap	Seg.1	Seg.2	Seg.3	Seg.4	Lap Time	km/h	Local Time	3	23.934	29.561	27.855	28.532	1'49.882	175,0	15:21'23.692
1		29.590	28.144	28.313	1'54.287	179,1	15:17'42.358	4	23.901	29.205	28.152	28.096	1'49.354	174,5	15:23'13.046
2	23.793	29.337	28.394	28.094	1'49.618	173,6	15:19'31.976	5	23.748	29.639	28.610	28.328	1'50.325	176,5	15:25'03.371
3	24.019	29.480	28.668	28.379	1'50.546	175,3	15:21'22.522	6	23.749	29.236	28.325	28.494	1'49.804	176,8	15:26'53.175
4	23.861	29.234	28.013	28.280	1'49.388	172,8	15:23'11.910	7	23.826	29.280	28.161	28.589	1'49.856	175,9	15:28'43.031
5	24.089	29.848	28.426	28.071	1'50.434	174,7	15:25'02.344	8	23.975	28.930	27.550	28.165	1'48.620	174,5	15:30'31.651
6	23.859	29.559	28.219	28.363	1'50.000	177,9	15:26'52.344	9	23.670	29.325	27.953	28.157	1'49.105	174,2	15:32'20.756
7	23.922	29.626	27.772	28.154	1'49.474	177,6	15:28'41.818	10	23.798	29.355	27.659	28.578	1'49.390	176,5	15:34'10.146
8	23.606	29.532	27.600	28.177	1'48.915	176,8	15:30'30.733	11	23.755	28.879	27.792	28.573	1'48.999	173,6	15:35'59.145
9	23.684	29.338	27.672	28.133	1'48.827	175,6	15:32'19.560								Race Time 20'11.074
10	23.663	29.648	27.634	28.174	1'49.119	175,6	15:34'08.679	16° 22 M. CUCCU (1'49.558)							
11	23.812	29.518	27.813	28.385	1'49.528	177,0	15:35'58.207	Lap	Seg.1	Seg.2	Seg.3	Seg.4	Lap Time	km/h	Local Time
							Race Time 20'10.136	1		29.732	28.517	29.463	1'56.276	171,7	15:17'44.347
12° 46 D. NOVAK (1'48.438)															
Lap	Seg.1	Seg.2	Seg.3	Seg.4	Lap Time	km/h	Local Time	2	23.915	29.603	28.116	28.692	1'50.326	174,5	15:19'34.673
1		30.059	28.549	29.261	1'56.697	178,5	15:17'44.768	3	23.880	29.311	28.025	28.796	1'50.012	175,6	15:21'24.685
2	24.310	29.990	28.139	28.522	1'50.961	175,9	15:19'35.729	4	23.842	29.580	27.708	28.430	1'49.560	174,5	15:23'14.245
3	23.708	29.756	27.826	28.498	1'49.788	175,6	15:21'25.517	5	23.859	29.336	28.070	28.669	1'49.934	173,9	15:25'04.179
4	23.886	29.584	27.464	28.148	1'49.082	177,3	15:23'14.599	6	23.937	29.209	27.905	29.182	1'50.233	175,6	15:26'54.412
5	23.731	29.277	27.642	28.623	1'49.273	174,2	15:25'03.872	7	25.006	29.193	28.447	27.936	1'50.582	169,5	15:28'44.994
6	24.068	29.076	27.918	28.708	1'49.770	178,5	15:26'53.642	8	24.022	29.202	28.185	28.149	1'49.558	170,9	15:30'34.552
7	23.982	29.343	27.448	28.178	1'48.951	180,3	15:28'42.593	9	24.260	29.258	27.780	28.295	1'49.593	172,0	15:32'24.145
8	23.606	29.233	27.673	28.309	1'48.821	177,0	15:30'31.414	10	24.365	29.323	28.166	27.808	1'49.662	167,9	15:34'13.807
9	23.547	29.494	28.003	28.028	1'49.072	174,5	15:32'20.486	11	24.294	29.522	28.018	27.743	1'49.577	167,4	15:36'03.384
10	23.645	29.100	27.561	28.132	1'48.438	179,4	15:34'08.924								Race Time 20'15.313
11	23.875	29.388	27.668	28.477	1'49.408	175,9	15:35'58.332	17° 31 L. BADIE (1'47.826)							
							Race Time 20'10.261	Lap	Seg.1	Seg.2	Seg.3	Seg.4	Lap Time	km/h	Local Time
13° 69 K. YAAKOV (1'48.916)															
Lap	Seg.1	Seg.2	Seg.3	Seg.4	Lap Time	km/h	Local Time	1		30.068	28.113	28.816	1'56.599	173,6	15:17'44.670
1		29.780	28.174	28.750	1'55.628	176,8	15:17'43.699	2	24.235	29.279	27.973	28.356	1'49.843	176,8	15:19'34.513
2	24.012	29.609	27.956	28.376	1'49.953	172,5	15:19'33.652	3	23.937	29.284	27.674	28.443	1'49.338	177,0	15:21'23.851
3	23.977	29.483	27.865	28.434	1'49.759	173,1	15:21'23.411	4	23.853	29.282	27.678	28.070	1'48.883	173,6	15:23'12.734
4	23.906	29.313	27.779	28.007	1'49.005	173,6	15:23'12.416	5	23.696	29.786	28.298	28.610	1'50.390	174,7	15:25'03.124
5	23.867	29.699	28.117	28.462	1'50.145	178,2	15:25'02.561	6	23.746	29.227	27.963	31.598	1'52.534	175,6	15:26'55.658
6	23.797	29.606	28.248	28.428	1'50.079	173,6	15:26'52.640	7	24.006	29.322	27.569	28.170	1'49.067	175,0	15:28'44.725
7	23.939	29.441	27.880	28.159	1'49.419	176,2	15:28'42.059	8	23.945	29.054	27.475	28.327	1'48.801	173,6	15:30'33.526
8	23.650	29.398	27.544	28.454	1'49.046	178,8	15:30'31.105	9	23.968	29.062	27.419	27.872	1'48.321	171,4	15:32'21.847
9	23.666	29.566	27.836	28.255	1'49.323	173,6	15:32'20.428	10	24.029	28.668	27.013	28.116	1'47.826	177,6	15:34'09.673
10	24.020	29.250	27.586	28.060	1'48.916	175,3	15:34'09.344	11	23.769	29.012	27.988	28.152	1'48.921	175,6	15:35'58.594
11	23.780	29.167	27.985	28.479	1'49.411	178,5	15:35'58.755								Race Time 20'10.523 + 6.000Pen
							Race Time 20'10.684	18° 13 E. COLOMBI (1'49.539)							
14° 55 B. CROCKFORD (1'48.829)															
Lap	Seg.1	Seg.2	Seg.3	Seg.4	Lap Time	km/h	Local Time	Lap	Seg.1	Seg.2	Seg.3	Seg.4	Lap Time	km/h	Local Time
1		30.241	28.287	29.333	1'56.969	178,2	15:17'45.040	1		29.938	28.024	28.995	1'56.152	177,0	15:17'44.223
2	24.194	29.323	27.614	28.912	1'50.043	178,5	15:19'35.083	2	23.836	29.590	28.032	28.505	1'49.963	173,1	15:19'34.186
							Race Time 20'10.684	3	23.912	29.548	27.715	28.848	1'50.023	177,9	15:21'24.209
							Race Time 20'10.684	4	24.067	29.527	27.614	28.685	1'49.893	172,2	15:23'14.102
							Race Time 20'10.684	5	23.798	29.362	27.770	28.609	1'49.539	173,3	15:25'03.641
							Race Time 20'10.684	6	24.112	29.001	27.977	28.749	1'49.839	172,5	15:26'53.480
							Race Time 20'10.684	7	24.288	29.589	27.614	28.362	1'49.853	172,2	15:28'43.333
							Race Time 20'10.684	8	24.030	29.796	27.767	28.934	1'50.527	171,4	15:30'33.860
							Race Time 20'10.684	9	24.091	29.570	27.861	28.636	1'50.158	170,3	15:32'24.018

03/07/2021 P = Pits In/Out - C = Lap Time Cancelled

These data/results cannot be reproduced, stored and/or transmitted in whole or in part by any manner of electronic, mechanical, photocopying, recording, broadcasting or otherwise now known or herein after developed without the previous express consent by the copyright owner, except for reproduction in daily press and regular printed publications on sale to the public within 60 days of the event related to those data/results and always provided that copyright symbol appears together as follows below.

© DORNA WSBK ORGANIZATION Srl 2021

PERUGIA TIMING

**12.3**Yamaha Cup
731/02

Donington Park 4.023 m

3 / 3

**Prosecco DOC UK Round, 2-4 July 2021
Chronological Analysis Race 2**

Start at 15:15'48.071

10	24.613	30.215	28.241	28.842	1'51.911	167,9	15:34'15.929
11	24.824	29.752	28.121	28.903	1'51.600	167,2	15:36'07.529
Race Time 20'19.458							

19° 48 F. FERRARO (1'50.546)							
Lap	Seg.1	Seg.2	Seg.3	Seg.4	Lap Time	km/h	Local Time
1		30.605	29.018	29.187	1'58.320	173,6	15:17'46.391
2	24.337	29.678	28.865	28.529	1'51.409	172,8	15:19'37.800
3	24.446	29.725	28.309	28.651	1'51.131	172,8	15:21'28.931
4	24.237	29.623	28.335	28.507	1'50.702	172,8	15:23'19.633
5	24.125	29.521	28.073	28.827	1'50.546	173,1	15:25'10.179
6	24.261	29.584	28.177	28.609	1'50.631	173,1	15:27'00.810
7	24.072	29.469	28.338	28.897	1'50.776	173,6	15:28'51.586
8	24.142	30.197	28.161	28.633	1'51.133	172,8	15:30'42.719
9	24.357	30.220	29.035	28.815	1'52.427	167,9	15:32'35.146
10	24.287	29.598	28.409	28.558	1'50.852	174,5	15:34'25.998
11	24.023	29.766	28.316	28.684	1'50.789	174,7	15:36'16.787
Race Time 20'28.716							

20° 32 R. VALENTE MARTINS (1'50.598)							
Lap	Seg.1	Seg.2	Seg.3	Seg.4	Lap Time	km/h	Local Time
1		30.473	28.749	28.644	1'57.803	175,3	15:17'45.874
2	24.249	29.793	28.285	28.271	1'50.598	173,9	15:19'36.472
3	24.472	30.142	28.350	28.387	1'51.351	172,2	15:21'27.823
4	24.242	29.805	28.354	28.273	1'50.674	171,1	15:23'18.497
5	24.324	29.728	28.320	28.408	1'50.780	170,1	15:25'09.277
6	24.395	29.679	28.386	28.327	1'50.787	170,9	15:27'00.064
7	24.187	29.731	28.684	28.475	1'51.077	170,6	15:28'51.141
8	24.409	30.076	28.726	28.559	1'51.770	169,8	15:30'42.911
9	24.390	30.147	28.962	28.382	1'51.881	170,6	15:32'34.792
10	24.326	29.587	28.761	28.160	1'50.834	169,8	15:34'25.626
11	24.241	29.728	28.714	28.716	1'51.399	170,1	15:36'17.025
Race Time 20'28.954							

21° 73 G. MORA (1'48.527)							
Lap	Seg.1	Seg.2	Seg.3	Seg.4	Lap Time	km/h	Local Time
1		29.374	27.598	28.066	1'53.234	177,3	15:17'41.305
2	23.636	28.636	28.041	28.214	1'48.527	177,9	15:19'29.832
3	23.734	28.775	27.422	1'55.435	3'15.366P	175,9	15:22'45.198
4	1'22.401	30.283	28.294	28.736	2'49.714P	165,9	15:25'34.912
5	24.248	29.268	27.859	28.359	1'49.734	166,9	15:27'24.646
6	24.000	29.311	27.928	28.212	1'49.451	167,2	15:29'14.097
7	24.206	29.294	27.728	28.243	1'49.471	166,9	15:31'03.568
8	24.137	29.426	27.764	28.536	1'49.863	167,4	15:32'53.431
9	24.299	29.196	27.906	28.366	1'49.767	167,2	15:34'43.198
10	24.212	29.346	27.891	28.203	1'49.652	167,2	15:36'32.850
Race Time 20'44.779							

RET 16 M. REPAK (1'47.236)							
Lap	Seg.1	Seg.2	Seg.3	Seg.4	Lap Time	km/h	Local Time
1		28.774	27.642	28.236	1'51.359	167,2	15:17'39.430
2	23.989	29.332	27.961	27.895	1'49.177	168,2	15:19'28.607
3	23.981	28.813	27.589	28.011	1'48.394	169,0	15:21'17.001
4	23.560	28.755	27.636	27.973	1'47.924	167,4	15:23'04.925
5	23.900	28.764	27.958	28.011	1'48.633	166,6	15:24'53.558
6	24.588	29.067	27.659	28.095	1'49.409	176,5	15:26'42.967
7	23.430	28.738	27.184	27.884	1'47.236	172,8	15:28'30.203
8	23.470	28.904	27.566	27.845	1'47.785	170,1	15:30'17.988
Race Time 14'29.917							

03/07/2021 P = Pits In/Out - C = Lap Time Cancelled

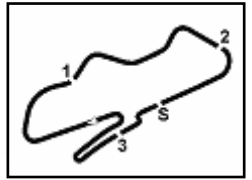
These data/results cannot be reproduced, stored and/or transmitted in whole or in part by any manner of electronic, mechanical, photocopying, recording, broadcasting or otherwise now known or herein after developed without the previous express consent by the copyright owner, except for reproduction in daily press and regular printed publications on sale to the public within 60 days of the event related to those data/results and always provided that copyright symbol appears together as follows below.

© DORNA WSBK ORGANIZATION Srl 2021



12.4

Yamaha Cup
731/02



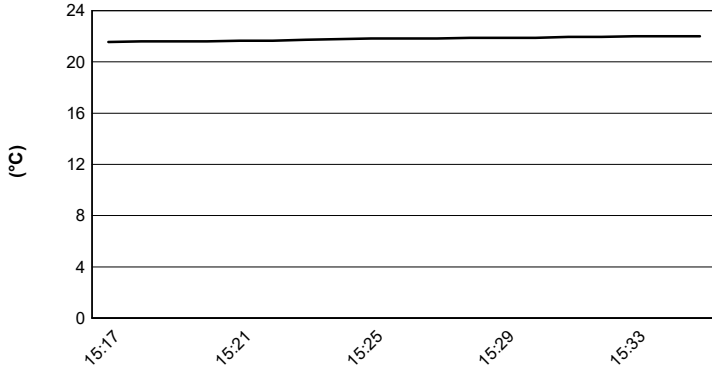
Donington Park 4.023 m

Prosecco DOC UK Round, 2-4 July 2021

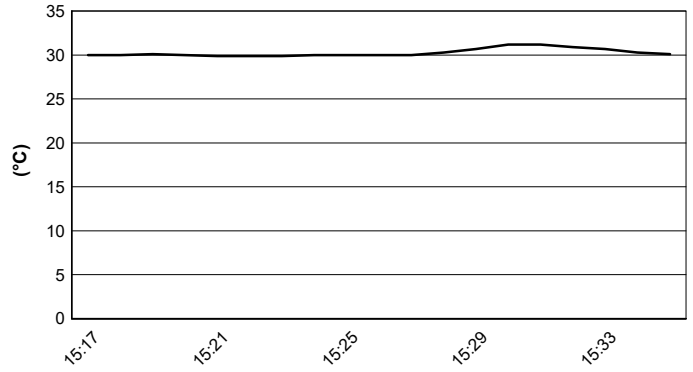
Weather Report Race 2

Session started 15:16 - Session ended 15:36

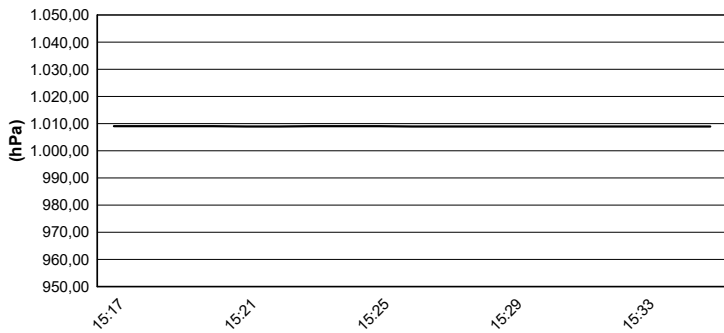
Air Temperature



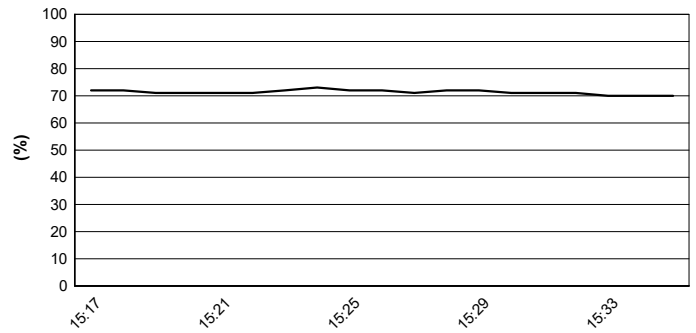
Track Temperature



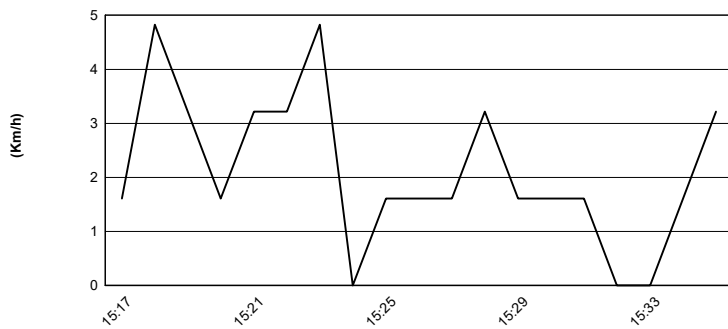
Air Pressure



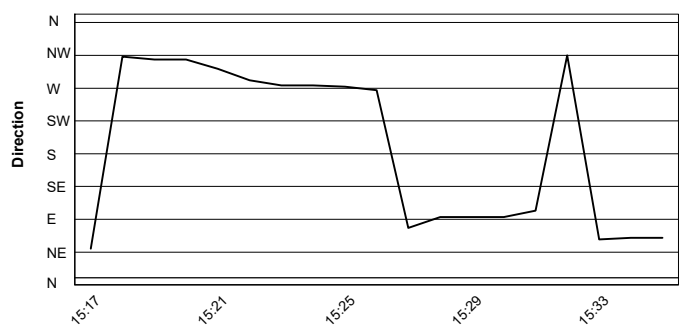
Humidity



Wind Speed



Wind Direction



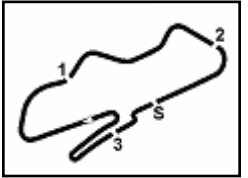
03/07/2021

These data/results cannot be reproduced, stored and/or transmitted in whole or in part by any manner of electronic, mechanical, photocopying, recording, broadcasting or otherwise now known or herein after developed without the previous express consent by the copyright owner, except for reproduction in daily press and regular printed publications on sale to the public within 60 days of the event related to those data/results and always provided that copyright symbol appears together as follows below.

© DORNA WSBK ORGANIZATION Srl 2021



12.5

Yamaha Cup
731/02

Donington Park 4.023 m

Prosecco DOC UK Round, 2-4 July 2021

Best Laps & Speed

No.	Rider Bike	Nat	Best Lap		FP		SP		RC1		RC2								
			LL	SPD	LL	SPD	LL	SPD	LL	SPD	LL	SPD							
1	47 F. SEABRIGHT Yamaha R3	GBR	1'46.315	36 177,0	1'47.004	12 170,6	1'46.315	13 173,9				1'47.673	11	177,0					
2	16 M. REPAK Yamaha R3	SVK	1'46.542	36 176,4	1'47.392	14 170,8	1'46.542	14 174,4				1'47.236	8	176,4					
3	12 H. MAIER Yamaha R3	BRA	1'47.157	45 177,3	1'49.197	14 172,7	1'47.157	12 173,9	1'58.614	8 166,9	1'48.068	11	177,3						
4	74 J. CONESA BENITO Yamaha R3	ESP	1'47.176	51 178,8	1'48.462	15 175,6	1'47.176	15 178,8	1'57.971	10 171,4	1'47.496	11	178,2						
5	76 J. GIRAL Yamaha R3	ESP	1'47.183	50 175,8	1'48.139	16 175,8	1'47.183	13 175,8	1'58.988	10 175,0	1'47.782	11	173,6						
6	73 G. MORA Yamaha R3	ITA	1'47.221	46 177,9	1'48.013	13 173,9	1'47.221	13 176,7	1'57.698	10 175,8	1'48.527	10	177,9						
7	58 A. RODRIGUEZ MARTIN Yamaha R3	ESP	1'47.226	49 178,5	1'48.156	15 178,5	1'47.226	13 177,6	1'58.767	10 176,7	1'48.828	11	177,0						
8	2 I. GARCIA ABELLA Yamaha R3	ESP	1'47.334	49 178,8	1'48.522	14 172,2	1'47.334	14 178,2	1'58.818	10 170,0	1'47.816	11	178,8						
9	10 G. CARBONNEL Yamaha R3	FRA	1'47.337	50 177,3	1'48.923	15 170,8	1'47.337	14 173,0	1'57.407	10 171,6	1'48.377	11	177,3						
10	41 I. PERISTERAS Yamaha R3	GRE	1'47.341	50 177,0	1'49.278	15 173,9	1'47.722	14 175,8	1'58.197	10 173,3	1'47.341	11	177,0						
11	34 G. HUDOVERNICK Yamaha R3	SLO	1'47.626	35 177,9	1'49.603	14 174,7	1'47.626	13 177,9	1'59.529	8 172,2									
12	96 M. VICH GIL Yamaha R3	ESP	1'47.725	50 179,7	1'49.514	14 172,7	1'48.264	15 174,4	1'59.645	10 178,2	1'47.725	11	179,7						
13	31 L. BADIE Yamaha R3	BEL	1'47.826	44 177,6	1'49.895	15 171,1	1'49.660	14 173,3	2'01.094	4 173,6	1'47.826	11	177,6						
14	88 E. AGOSTON BURR Yamaha R3	BRA	1'48.121	40 179,4	1'48.121	15 177,6	1'48.834	14 169,2			1'48.497	11	179,4						
15	46 D. NOVAK Yamaha R3	POL	1'48.438	38 180,3	1'50.928	13 172,7	1'48.887	14 172,5			1'48.438	11	180,3						
16	51 T. WALCH Yamaha R3	AUT	1'48.497	49 176,7	1'50.677	14 170,6	1'48.497	14 173,9	1'59.716	10 170,6	1'48.620	11	176,7						
17	22 M. CUCCU Yamaha R3	ITA	1'48.524	48 175,6	1'51.323	13 169,8	1'48.524	14 172,5	2'07.694	10 162,8	1'49.558	11	175,6						
18	61 U. HIDALGO MIMBRERO Yamaha R3	ESP	1'48.663	49 179,1	1'50.856	14 175,0	1'48.663	14 177,0	1'59.597	10 175,0	1'48.827	11	179,1						
19	55 B. CROCKFORD Yamaha R3	GBR	1'48.829	49 180,3	1'51.426	14 169,2	1'49.400	14 170,6	2'01.155	10 170,3	1'48.829	11	180,3						
20	69 K. YAAKOV Yamaha R3	USA	1'48.916	50 178,8	1'51.125	14 172,5	1'49.477	15 169,2	2'00.914	10 172,5	1'48.916	11	178,8						
21	13 E. COLOMBI Yamaha R3	ITA	1'49.032	49 177,9	1'51.723	14 171,9	1'49.032	14 176,1	1'56.601	10 173,3	1'49.539	11	177,9						
22	48 F. FERRARO Yamaha R3	ITA	1'49.339	51 176,4	1'52.917	15 172,7	1'49.339	15 176,4	2'00.051	10 175,0	1'50.546	11	174,7						
23	54 G. SATICI Yamaha R3	TUR	1'49.753	32 173,6	1'50.592	14 170,3	1'49.753	15 173,6	2'01.391	3 170,3									
24	32 R. VALENTE MARTINS Yamaha R3	POR	1'50.006	49 175,3	1'52.623	14 171,1	1'50.006	15 172,2	2'00.601	9 174,1	1'50.598	11	175,3						

03/07/2021

These data/results cannot be reproduced, stored and/or transmitted in whole or in part by any manner of electronic, mechanical, photocopying, recording, broadcasting or otherwise now known or herein after developed without the previous express consent by the copyright owner, except for reproduction in daily press and regular printed publications on sale to the public within 60 days of the event related to those data/results and always provided that copyright symbol appears together as follows below.

© DORNA WSBK ORGANIZATION Srl 2021

PERUGIA TIMING