**Moto3****FIM CEV REPSOL CIRCUIT DE BARCELONA-
Race 2 (16 Laps, 74.5 km.)****Classification**

No	Rider	Nat	Team	Bike	Tires	Cl.	Laps	Total Time	Gap	Kph	Best Lap		
											Lap	Time	Kph
1	96 Daniel HOGGADO	ESP	ASPAR JUNIOR TEAM	GASGAS		Moto3	16	29:41.232	-	150.6	8	1:50.547	151.7
2	24 Ivan ORTOLÁ DIEZ	ESP	TEAM MTA	KTM		Moto3	16	29:41.287	+0.055	150.6	2	1:50.466	151.8
3	26 Scott James OGDEN	GBR	ASPAR JUNIOR TEAM	GASGAS		Moto3	16	29:41.432	+0.200	150.6	3	1:50.644	151.5
4	80 David ALONSO GÓMEZ	COL	ASPAR JUNIOR TEAM	GASGAS		Moto3	16	29:41.478	+0.246	150.6	9	1:50.556	151.6
5	64 David MUÑOZ RODRÍGUEZ	ESP	AVATEL - CARDOSO RACING	KTM		Moto3	16	29:41.548	+0.316	150.6	3	1:50.080	152.3
6	95 Jose Antonio RUEDA RUIZ	ESP	TEAM ESTRELLA GALICIA 0,0	HONDA		Moto3	16	29:41.766	+0.534	150.5	3	1:50.216	152.1
7	32 Takuma MATSUYAMA	JPN	ASIA TALENT TEAM	HONDA		Moto3	16	29:41.922	+0.690	150.5	3	1:50.663	151.5
8	38 David SALVADOR GÓMEZ	ESP	TM RACING FACTORY TEAM	TM RACING		Moto3	16	29:42.078	+0.846	150.5	3	1:50.192	152.1
9	70 Joshua WHATLEY	GBR	TEAM MTA	KTM		Moto3	16	29:42.176	+0.944	150.5	3	1:50.476	151.8
10	67 Gerard RIU I MALÉ	ESP	MT-FOUNDATION 77	KTM		Moto3	16	29:47.683	+6.451	150.1	6	1:50.657	151.5
11	66 Joel KELSO	AUS	AGR TEAM	KTM		Moto3	16	29:47.732	+6.500	150.0	9	1:50.913	151.2
12	10 Nicola Fabio CARRARO	ITA	TM RACING FACTORY TEAM	TM RACING		Moto3	16	29:47.759	+6.527	150.0	7	1:50.754	151.4
13	84 Zonta VD GOORBERGH	NLD	TEAM SUPER B	HONDA		Moto3	16	29:47.773	+6.541	150.0	10	1:50.526	151.7
14	55 Noah DETTWILER	CHE	TEAM MTA	KTM		Moto3	16	29:55.045	+13.813	149.4	5	1:50.961	151.1
15	81 Senna AGIUS	AUS	SIC58 SQUADRA CORSE	HONDA		Moto3	16	29:55.056	+13.824	149.4	5	1:51.119	150.9
16	31 Edward Andrew O'SHEA	GBR	BRITISH TALENT TEAM	HONDA		Moto3	16	30:05.910	+24.678	148.5	2	1:51.558	150.3
17	19 Alessandro MOROSI	ITA	LAGLISSE ACADEMY	HUSQVARNA		Moto3	16	30:05.927	+24.695	148.5	4	1:51.949	149.8
18	77 Mattia VOLPI	ITA	AGR TEAM	KTM		Moto3	16	30:36.682	+55.450	146.0	2	1:51.922	149.8
Not classified													
5	Marcos RUDA COMINO	ESP	GAZZOLARACING	KTM		Moto3	15	28:13.484			3	1:51.709	150.1
17	Daniel MUÑOZ FERNÁNDEZ	ESP	AVATEL - CARDOSO RACING	KTM		Moto3	14	26:47.041			2	1:49.859	152.6
16	Mario Suryo AJI	IDN	ASTRA HONDA RACING TEAM	HONDA		Moto3	13	24:07.077			3	1:50.179	152.2
20	José Julián GARCÍA GARCÍA	ESP	SIC58 SQUADRA CORSE	HONDA		Moto3	13	24:07.661			3	1:50.163	152.2
23	David REAL PÉREZ	ESP	CUNA DE CAMPEONES	KTM		Moto3	11	20:24.461			3	1:50.116	152.3
63	Syarifuddin AZMAN	MYS	SIC RACING	HONDA		Moto3	11	20:24.915			3	1:50.419	151.8
57	Sho NISHIMURA	JPN	MT-FOUNDATION 77	KTM		Moto3	11	20:25.359			4	1:50.511	151.7
33	Tatchakorn BUASRI	THA	HONDA RACING THAILAND	HONDA		Moto3	10	18:34.455			6	1:50.421	151.8
58	Luca LUNETTA	ITA	AC RACING TEAM	HUSQVARNA		Moto3	10	18:34.758			9	1:50.259	152.1
45	Clément ROUGÉ	FRA	LAGLISSE ACADEMY	HUSQVARNA		Moto3	10	19:30.366			5	1:50.840	151.3
29	Bill VAN EERDE	AUS	MT-FOUNDATION 77	KTM		Moto3	9	17:09.630			2	1:51.093	150.9
13	Marco TAPIA HORCAS	ESP	LEOPARD IMPALA JUNIOR TEAM	HONDA		Moto3	8	28:31.862			2	1:50.279	152.0
7	Filippo FARIOLI	ITA	LAGLISSE ACADEMY	HUSQVARNA		Moto3	2	19:22.903					
9	Collin VEIJER	NLD	AC RACING TEAM	HUSQVARNA		Moto3							
69	Raffaele FUSCO	ITA	TM RACING FACTORY TEAM	TM RACING		Moto3							

Pole Position:**Fastest Lap:**

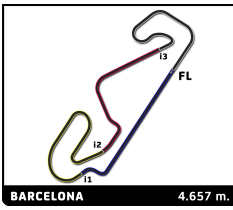
Lap2	Daniel MUÑOZ FERNÁNDEZ	1:49.859	152.6 Kph
------	------------------------	-----------------	-----------

Published at:

Track Status: **DRY**

Race Director:	Timekeeper:
-----------------------	--------------------



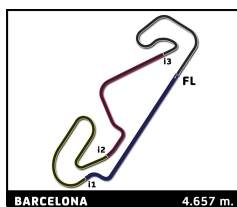


Moto3 FIM CEV REPSOL CIRCUIT DE BARCELONA- CATALUNYA Race 2

Lap Chart

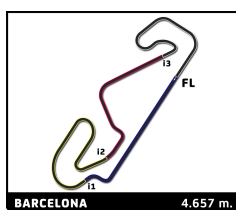
No	Pos	Grid	Lap															
			1	2	3	4	5	6	7	8	9	10	11	12	13	14	15	16
16	1	16	96	24	96	38	96	95	24	96	96	16	24	16	38	24	24	96
20	2	20	32	96	16	16	95	38	16	95	95	95	64	24	95	64	96	24
32	3	32	24	32	24	24	24	24	20	64	24	64	16	64	24	95	64	26
24	4	24	26	16	38	96	16	20	38	20	20	20	20	20	64	96	95	80
96	5	96	16	38	32	63	38	16	64	16	64	23	95	95	16	80	26	64
95	6	95	95	63	63	95	63	96	96	23	16	24	38	38	96	26	80	95
66	7	66	63	26	95	32	20	64	95	24	23	17	80	96	17	70	32	32
38	8	38	38	95	20	20	32	32	23	38	17	38	96	17	26	32	70	38
63	9	63	80	80	26	26	64	63	26	26	26	96	17	80	70	38	38	70
70	10	70	20	20	80	64	26	26	32	32	38	80	23	70	20	84	67	67
26	11	26	70	13	17	80	80	80	63	17	32	70	70	26	80	67	10	66
13	12	13	13	17	64	17	23	17	80	80	80	32	26	32	32	10	84	10
80	13	80	64	64	13	23	17	23	17	70	70	26	63	84	84	66	66	84
58	14	58	66	70	23	13	70	70	70	63	63	63	32	67	66	55	55	55
45	15	45	17	23	70	70	13	57	57	57	33	33	57	10	67	81	81	81
84	16	84	23	66	66	57	57	13	33	33	57	57	84	66	10	5	31	31
17	17	17	58	67	67	66	84	33	84	84	58	84	66	55	55	19	19	19
64	18	64	67	84	58	84	66	84	13	58	84	58	67	81	81	31	5	77
23	19	23	84	58	84	67	33	67	58	67	67	67	10	31	5	17	77	
57	20	57	45	45	57	33	67	66	67	10	10	66	55	5	19	77		
67	21	67	81	81	45	58	58	58	10	66	66	10	81	19	31			
55	22	55	10	57	81	10	10	10	66	81	55	55	5	77	77			
9	23	9	57	33	10	81	45	81	81	55	81	81	31					
10	24	10	29	10	33	45	81	29	29	45	45	5	19					
81	25	81	33	29	29	29	29	29	55	55	29	5	31	77				
29	26	29	55	55	55	55	55	45	45	5	31	19						
33	27	33	19	31	31	5	5	5	5	31	19	77						
77	28	77	77	19	77	31	77	31	31	77	29	45						
69	29	69	31	77	5	77	31	77	77	19	77							
7	30	7	5	5	19	19	19	19	19	13								
31	31	31	7	7														
19	32	19																
5	33	5																



**Moto3****FIM CEV REPSOL CIRCUIT DE BARCELONA- CATALUNYA****Race 2****Best Sector Times**

Sector 1			Sector 2			Sector 3			Sector 4			Pos	No	Ideal Lap	Best Lap	
Pos	No	Rider	Time	No	Rider	Time	No	Rider	Time	No	Rider					Time
1	96	D.HOLGADO	20.120	23	D.REAL PÉREZ	33.648	23	D.REAL PÉREZ	22.927	24	I.ORTOLÁ DIEZ	32.653	1	23	1:49.529	1:50.116 (3)
2	24	I.ORTOLÁ DIEZ	20.121	13	M.TAPIA HORCAS	33.700	24	I.ORTOLÁ DIEZ	22.957	38	D.SALVADOR GÓMEZ	32.663	2	24	1:49.556	1:50.466 (12)
3	95	J.RUEDA RUIZ	20.153	16	M.AJI	33.709	16	M.AJI	22.979	32	T.MATSUYAMA	32.672	3	16	1:49.617	1:50.179 (5)
4	16	M.AJI	20.178	17	D.MUÑOZ FERNÁNDEZ	33.717	95	J.RUEDA RUIZ	22.994	17	D.MUÑOZ FERNÁNDEZ	32.679	4	95	1:49.633	1:50.216 (7)
5	80	D.ALONSO GÓMEZ	20.239	64	D.MUÑOZ RODRIGUEZ	33.726	20	J.GARCÍA GARCÍA	22.997	23	D.REAL PÉREZ	32.693	5	64	1:49.770	1:50.080 (2)
6	23	D.REAL PÉREZ	20.261	95	J.RUEDA RUIZ	33.758	64	D.MUÑOZ RODRIGUEZ	22.997	64	D.MUÑOZ RODRIGUEZ	32.704	6	32	1:49.818	1:50.663 (20)
7	33	T.BUASRI	20.325	58	L.LUNETTA	33.760	32	T.MATSUYAMA	23.008	95	J.RUEDA RUIZ	32.728	7	17	1:49.827	1:49.859 (1)
8	32	T.MATSUYAMA	20.341	32	T.MATSUYAMA	33.797	26	S.OGDEN	23.025	96	D.HOLGADO	32.736	8	96	1:49.844	1:50.547 (16)
9	64	D.MUÑOZ RODRIGUEZ	20.343	70	J.WHATLEY	33.813	58	L.LUNETTA	23.043	20	J.GARCÍA GARCÍA	32.745	9	20	1:50.019	1:50.163 (4)
10	17	D.MUÑOZ FERNÁNDEZ	20.343	24	I.ORTOLÁ DIEZ	33.825	63	S.AZMAN	23.054	16	M.AJI	32.751	10	80	1:50.026	1:50.556 (17)
11	67	G.RIU I MALÉ	20.356	57	S.NISHIMURA	33.827	33	T.BUASRI	23.078	63	S.AZMAN	32.753	11	38	1:50.048	1:50.192 (6)
12	58	L.LUNETTA	20.380	63	S.AZMAN	33.834	57	S.NISHIMURA	23.081	26	S.OGDEN	32.785	12	63	1:50.095	1:50.419 (10)
13	20	J.GARCÍA GARCÍA	20.385	33	T.BUASRI	33.842	80	D.ALONSO GÓMEZ	23.086	80	D.ALONSO GÓMEZ	32.809	13	13	1:50.148	1:50.279 (9)
14	38	D.SALVADOR GÓMEZ	20.390	84	Z.VD GOORBERGH	33.844	17	D.MUÑOZ FERNÁNDEZ	23.088	13	M.TAPIA HORCAS	32.834	14	58	1:50.154	1:50.259 (8)
15	26	S.OGDEN	20.399	96	D.HOLGADO	33.877	84	Z.VD GOORBERGH	23.099	70	J.WHATLEY	32.854	15	26	1:50.186	1:50.644 (18)
16	84	Z.VD GOORBERGH	20.413	38	D.SALVADOR GÓMEZ	33.882	13	M.TAPIA HORCAS	23.109	10	N.CARRARO	32.898	16	70	1:50.239	1:50.476 (13)
17	70	J.WHATLEY	20.423	80	D.ALONSO GÓMEZ	33.892	96	D.HOLGADO	23.111	55	N.DETTWILER	32.907	17	84	1:50.266	1:50.526 (15)
18	57	S.NISHIMURA	20.448	20	J.GARCÍA GARCÍA	33.892	38	D.SALVADOR GÓMEZ	23.113	84	Z.VD GOORBERGH	32.910	18	57	1:50.276	1:50.511 (14)
19	45	C.ROUGÉ	20.452	66	J.KELSO	33.900	70	J.WHATLEY	23.149	57	S.NISHIMURA	32.920	19	33	1:50.280	1:50.421 (11)
20	63	S.AZMAN	20.454	67	G.RIU I MALÉ	33.926	10	N.CARRARO	23.153	66	J.KELSO	32.953	20	67	1:50.486	1:50.657 (19)
21	81	S.AGIUS	20.482	55	N.DETTWILER	33.973	29	B.VAN EERDE	23.207	29	B.VAN EERDE	32.962	21	10	1:50.513	1:50.754 (21)
22	10	N.CARRARO	20.484	26	S.OGDEN	33.977	67	G.RIU I MALÉ	23.207	58	L.LUNETTA	32.971	22	66	1:50.592	1:50.913 (23)
23	66	J.KELSO	20.504	10	N.CARRARO	33.978	66	J.KELSO	23.235	81	S.AGIUS	32.990	23	55	1:50.706	1:50.961 (24)
24	13	M.TAPIA HORCAS	20.505	29	B.VAN EERDE	34.011	45	C.ROUGÉ	23.255	67	G.RIU I MALÉ	32.997	24	45	1:50.727	1:50.840 (22)
25	55	N.DETTWILER	20.506	45	C.ROUGÉ	34.017	81	S.AGIUS	23.264	45	C.ROUGÉ	33.003	25	29	1:50.759	1:51.093 (25)
26	7	F.FARIOLI	20.541	31	E.O'SHEA	34.049	55	N.DETTWILER	23.320	33	T.BUASRI	33.035	26	81	1:50.845	1:51.119 (26)
27	29	B.VAN EERDE	20.579	81	S.AGIUS	34.109	19	A.MOROSI	23.342	19	A.MOROSI	33.121	27	31	1:51.162	1:51.558 (27)
28	31	E.O'SHEA	20.583	5	M.RUDA COMINO	34.181	31	E.O'SHEA	23.348	77	M.VOLPI	33.139	28	5	1:51.473	1:51.709 (28)
29	5	M.RUDA COMINO	20.696	77	M.VOLPI	34.253	5	M.RUDA COMINO	23.348	31	E.O'SHEA	33.182	29	19	1:51.562	1:51.949 (30)
30	19	A.MOROSI	20.716	19	A.MOROSI	34.383	77	M.VOLPI	23.453	5	M.RUDA COMINO	33.248	30	77	1:51.612	1:51.922 (29)
31	77	M.VOLPI	20.767	7	F.FARIOLI	35.896	7	F.FARIOLI	23.514	7	F.FARIOLI	33.708	31	7	1:53.659	





Moto3

FIM CEV REPSOL CIRCUIT DE BARCELONA- CATALUNYA

Race 2

Best Top Speed

No Rider	Team	Class	Top 1		Top 2		Top 3		Top 4		Top 5			
			Kph	Lap	Kph	Lap	Kph	Lap	Kph	Lap	Kph	Lap	Avg	
32	Takuma MATSUYAMA	ASIA TALENT TEAM	Moto3	246.5	14	244.3	15	244.3	10	243.2	16	241.1	12	243.9
80	David ALONSO GÓMEZ	ASPAR JUNIOR TEAM	Moto3	246.0	10	245.4	11	244.3	9	244.3	5	243.8	6	244.8
20	José Julián GARCÍA GARCÍA	SIC58 SQUADRA CORSE	Moto3	242.7	2	240.0	5	240.0	3	238.9	6	237.4	4	239.8
23	David REAL PÉREZ	CUNA DE CAMPEONES	Moto3	242.1	7	241.1	6	237.4	5	236.9	4	236.3	2	238.8
26	Scott James OGDEN	ASPAR JUNIOR TEAM	Moto3	242.1	8	242.1	5	241.6	13	241.6	4	241.6	3	241.8
58	Luca LUNETTA	AC RACING TEAM	Moto3	242.1	6	241.1	8	241.1	7	239.5	5	238.9	10	240.5
84	Zonta VD GOORBERGH	TEAM SUPER B	Moto3	242.1	10	241.6	7	241.1	2	240.0	9	240.0	8	241.0
29	Bill VAN EERDE	MT-FOUNDATION 77	Moto3	241.6	5	239.5	3	238.9	6	238.4	4	235.3	2	238.7
33	Tatchakorn BUASRI	HONDA RACING THAILAND	Moto3	241.6	2	241.1	4	240.0	9	240.0	3	238.9	6	240.3
57	Sho NISHIMURA	MT-FOUNDATION 77	Moto3	241.6	3	241.1	10	241.1	2	240.0	11	234.8	4	239.7
70	Joshua WHATLEY	TEAM MTA	Moto3	241.6	14	240.5	13	240.5	12	240.5	7	240.0	16	240.6
67	Gerard RIU I MALÉ	MT-FOUNDATION 77	Moto3	241.1	8	241.1	7	241.1	2	237.9	6	237.4	5	239.7
10	Nicola Fabio CARRARO	TM RACING FACTORY TEAM	Moto3	240.5	7	239.5	6	238.9	5	238.4	8	238.4	4	239.1
45	Clément ROUGÉ	LAGLISSE ACADEMY	Moto3	240.5	5	240.5	2	239.5	8	238.4	3	236.3	7	239.0
55	Noah DETTWILER	TEAM MTA	Moto3	240.5	4	240.0	6	239.5	2	237.4	5	236.9	8	238.9
63	Syarifuddin AZMAN	SIC RACING	Moto3	240.5	11	239.5	8	238.4	3	237.9	7	237.9	4	238.8
95	Jose Antonio RUEDA RUIZ	TEAM ESTRELLA GALICIA 0,0	Moto3	240.5	4	239.5	3	238.4	5	236.9	13	236.3	8	238.3
38	David SALVADOR GÓMEZ	TM RACING FACTORY TEAM	Moto3	240.0	2	239.5	6	238.9	13	238.4	11	237.9	9	238.9
81	Senna AGIUS	SIC58 SQUADRA CORSE	Moto3	240.0	2	238.9	5	236.3	14	236.3	6	235.8	10	237.5
24	Ivan ORTOLÁ DIEZ	TEAM MTA	Moto3	239.5	9	238.9	11	236.9	14	234.8	7	234.3	4	236.9
64	David MUÑOZ RODRÍGUEZ	AVATEL - CARDOSO RACING	Moto3	238.9	5	237.9	6	237.4	4	234.8	3	234.8	2	236.8
17	Daniel MUÑOZ FERNÁNDEZ	AVATEL - CARDOSO RACING	Moto3	238.4	8	238.4	2	237.9	7	237.9	5	237.9	4	238.1
19	Alessandro MOROSI	LAGLISSE ACADEMY	Moto3	238.4	2	235.3	3	234.3	7	233.3	6	231.8	16	234.6
31	Edward Andrew O'SHEA	BRITISH TALENT TEAM	Moto3	238.4	2	235.3	11	234.3	6	233.8	4	233.8	3	235.1
66	Joel KELSO	AGR TEAM	Moto3	238.4	10	238.4	7	237.9	15	236.9	6	234.3	8	237.2
13	Marco TAPIA HORCAS	LEOPARD IMPALA JUNIOR TEAM	Moto3	237.4	8	236.3	2	236.3	3	235.8	4	234.8	7	236.1
16	Mario Suryo AJI	ASTRA HONDA RACING TEAM	Moto3	237.4	6	236.3	10	234.8	3	233.8	9	233.3	7	235.1
96	Daniel HOLGADO	ASPAR JUNIOR TEAM	Moto3	237.4	13	237.4	11	236.9	5	236.3	15	235.8	16	236.8
77	Mattia VOLPI	AGR TEAM	Moto3	236.9	3	236.9	2	234.3	4	229.9	7	228.4	5	233.3
7	Filippo FARIOLI	LAGLISSE ACADEMY	Moto3	235.3	2									235.3
5	Marcos RUDA COMINO	GAZZOLARACING	Moto3	233.3	2	231.8	4	228.9	3	228.4	12	227.0	5	229.9
9	Collin VEIJER	AC RACING TEAM	Moto3											
69	Raffaele FUSCO	TM RACING FACTORY TEAM	Moto3											





Moto3
WORLD CHAMPIONSHIP

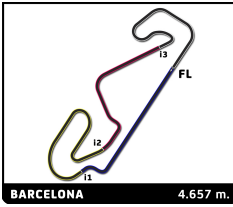
Moto2
EUROPEAN CHAMPIONSHIP

HAWKERS
Talent
CUP

12 - 13 June

CIRCUIT DE BARCELONA-CATALUNYA

FIM CEV REPSOL 2021




Moto3

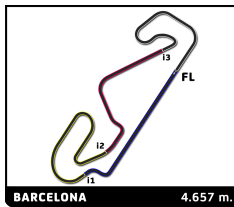
FIM CEV REPSOL CIRCUIT DE BARCELONA- CATALUNYA

Race 2

Fastest Lap Sequence

Elapsed	No Rider	Team	Bike	Class	Time	Kph	Lap
3:43.791	24 Ivan ORTOLÁ DIEZ	TEAM MTA	KTM	Moto3	1:50.466	151.8	2
3:44.549	16 Mario Suryo AJI	ASTRA HONDA RACING TEAM	HONDA	Moto3	1:50.453	151.8	2
3:44.635	38 David SALVADOR GÓMEZ	TM RACING FACTORY TEAM	TM RACING	Moto3	1:50.217	152.1	2
3:45.714	17 Daniel MUÑOZ FERNÁNDEZ	AVATEL - CARDOSO RACING	KTM	Moto3	1:49.859	152.6	2





Moto3


FIM CEV REPSOL CIRCUIT DE BARCELONA- CATALUNYA

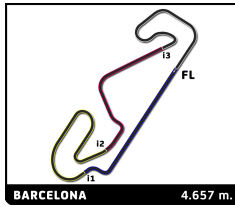
Race 2

Sector Analysis

— Invalidated Lap ■ Personal Best ■ Session Best B Crossing the pit lane

Lap	Time	Sector 1	Sector 2	Sector 3	Sector 4	Elapsed	Lap	Time	Sector 1	Sector 2	Sector 3	Sector 4	Elapsed		
5	Marcos RUDA COMINO						ESP	2	1:50.453	20.832	33.874	22.996	32.751	3:44.549	
	GAZZOLARACING						KTM	3	1:50.179	20.336	33.709	23.176	32.958	5:34.728	
1	1:59.209	26.320	35.753	23.630	33.506	1:59.209	4	1:50.511	20.526	33.794	23.289	32.902	7:25.239		
2	1:52.021	20.806	34.519	23.426	33.270	3:51.230	5	1:51.121	20.830	33.976	23.260	33.055	9:16.360		
3	1:51.709	20.849	34.181	23.385	33.294	5:42.939	6	1:51.501	20.356	34.026	23.815	33.304	11:07.861		
4	1:51.782	20.696	34.243	23.348	33.495	7:34.721	7	1:51.005	20.704	34.052	23.063	33.186	12:58.866		
5	1:52.028	21.083	34.239	23.425	33.281	9:26.749	8	1:51.080	21.095	34.085	23.086	32.814	14:49.946		
6	1:52.143	21.059	34.371	23.465	33.248	11:18.892	9	1:51.270	20.439	34.258	23.273	33.300	16:41.216		
7	1:52.035	20.974	34.286	23.497	33.278	13:10.927	10	1:50.639	20.178	34.082	23.266	33.113	18:31.855		
8	1:52.277	20.912	34.354	23.504	33.507	15:03.204	11	1:51.741	20.922	34.052	23.515	33.252	20:23.596		
9	1:52.208	20.914	34.238	23.552	33.504	16:55.412	12	1:51.232	20.725	34.158	23.213	33.136	22:14.828		
10	1:52.433	21.029	34.430	23.556	33.418	18:47.845	13	1:52.249	21.022	34.656	23.445	33.126	24:07.077		
11	1:53.171	21.093	34.950	23.640	33.488	20:41.016									
12	1:53.093	20.945	34.545	23.632	33.971	22:34.109									
13	1:53.133	21.195	34.740	23.615	33.583	24:27.242									
14	1:52.828	21.098	34.584	23.582	33.564	26:20.070									
15	1:53.414	21.030	34.447	24.068	33.869	28:13.484									
7	Filippo FARIOLI						ITA	17	Daniel MUÑOZ FERNÁNDEZ						ESP
	LAGLISSE ACADEMY						HUSQVARNA		AVATEL - CARDOSO RACING						KTM
1	1:59.299	26.181	35.896	23.514	33.708	1:59.299	1	1:55.855	25.279	34.340	23.266	32.970	1:55.855		
2	17:23.604 B	20.541				19:22.903	2	1:49.859	20.343	33.717	23.120	32.679	3:45.714		
							3	1:50.346	20.472	33.863	23.108	32.903	5:36.060		
							4	1:50.877	20.528	33.894	23.314	33.141	7:26.937		
							5	1:50.604	20.501	33.891	23.270	32.942	9:17.541		
							6	1:51.193	20.600	34.153	23.145	33.295	11:08.734		
							7	1:51.279	20.760	34.410	23.140	32.969	13:00.013		
							8	1:51.210	20.600	34.410	23.149	33.051	14:51.223		
							9	1:50.114	20.436	33.744	23.243	32.691	16:41.337		
							10	1:51.057	20.755	34.219	23.088	32.995	18:32.394		
							11	1:52.013	20.992	34.009	23.154	33.858	20:24.407		
							12	1:51.059	20.520	34.284	23.337	32.918	22:15.466		
							13	1:51.798	20.532	34.666	23.418	33.182	24:07.264		
							14	2:39.777 B	20.680	1:01.174	28.685	49.238	26:47.041		
10	Nicola Fabio CARRARO						ITA	19	Alessandro MOROSI						ITA
	TM RACING FACTORY TEAM						TM RACING		LAGLISSE ACADEMY						HUSQVARNA
1	1:57.096	25.732	34.827	23.317	33.220	1:57.096	1	1:58.060	26.007	35.504	23.371	33.178	1:58.060		
2	1:51.381	20.712	34.109	23.386	33.174	3:48.477	2	1:52.106	20.818	34.429	23.342	33.517	3:50.166		
3	1:51.071	20.638	33.989	23.310	33.134	5:39.548	3	1:52.829	21.018	34.419	23.629	33.763	5:42.995		
4	1:50.882	20.643	34.015	23.207	33.017	7:30.430	4	1:51.949	20.915	34.450	23.408	33.176	7:34.944		
5	1:50.929	20.587	33.978	23.353	33.011	9:21.359	5	1:52.201	21.016	34.383	23.681	33.121	9:27.145		
6	1:50.779	20.510	34.036	23.272	32.961	11:12.138	6	1:52.176	21.022	34.499	23.518	33.137	11:19.321		
7	1:50.754	20.542	34.161	23.153	32.898	13:02.892	7	1:52.255	20.898	34.602	23.528	33.227	13:11.576		
8	1:51.650	20.548	34.496	23.260	33.346	14:54.542	8	1:52.462	21.079	34.506	23.520	33.357	15:04.038		
9	1:50.784	20.527	34.034	23.168	33.055	16:45.326	9	1:52.381	21.047	34.425	23.583	33.326	16:56.419		
10	1:51.418	20.484	34.340	23.361	33.233	18:36.744	10	1:52.425	21.022	34.442	23.517	33.444	18:48.844		
11	1:51.940	21.049	34.314	23.357	33.220	20:28.684	11	1:52.287	20.933	34.551	23.463	33.340	20:41.131		
12	1:51.631	20.657	34.213	23.363	33.398	22:20.315	12	1:53.015	20.976	34.625	23.507	33.907	22:34.146		
13	1:51.719	20.904	34.238	23.346	33.231	24:12.034	13	1:53.112	21.075	34.973	23.542	33.522	24:27.258		
14	1:51.441	20.631	34.216	23.477	33.117	26:03.475	14	1:52.859	21.032	34.770	23.507	33.550	26:20.117		
15	1:51.733	20.547	34.356	23.453	33.377	27:55.208	15	1:53.261	21.189	34.518	23.790	33.764	28:13.378		
16	1:52.551	21.080	34.390	23.318	33.763	29:47.759	16	1:52.549	20.716	34.632	23.498	33.703	30:05.927		
13	Marco TAPIA HORCAS						ESP	20	José Julián GARCÍA GARCÍA						ESP
	LEOPARD IMPALA JUNIOR TEAM						HONDA		SIC58 SQUADRA CORSE						HONDA
1	1:55.335	24.973	34.309	23.219	32.834	1:55.335	1	1:54.686	24.650	34.219	23.072	32.745	1:54.686		
2	1:50.279	20.505	33.700	23.109	32.965	3:45.614	2	1:50.671	20.545	34.092	23.180	32.854	3:45.357		
3	1:50.930	20.658	34.180	23.236	32.856	5:36.544	3	1:50.163	20.403	33.936	23.026	32.798	5:35.520		
4	1:50.856	20.608	33.898	23.273	33.077	7:27.400	4	1:50.600	20.566	34.081	23.132	32.821	7:26.120		
5	1:51.530	20.713	34.258	23.254	33.305	9:18.930	5	1:50.552	20.385	34.106	23.151	32.910	9:16.672		
6	1:52.218	20.787	34.313	23.879	33.239	11:11.148	6	1:51.145	20.513	34.118	23.194	33.320	11:07.817		
7	1:51.320	20.700	34.290	23.253	33.077	13:02.468									
8	15:29.394 B	20.531				28:31.862									
16	Mario Suryo AJI						IDN								
	ASTRA HONDA RACING TEAM						HONDA								
1	1:54.096	24.357	33.977	22.979	32.783	1:54.096									





Moto3


FIM CEV REPSOL CIRCUIT DE BARCELONA- CATALUNYA

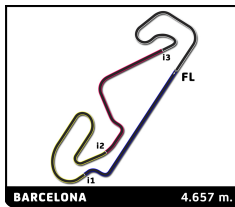
Race 2

Sector Analysis

— Invalidated Lap ■ Personal Best ■ Session Best B Crossing the pit lane


Lap	Time	Sector 1	Sector 2	Sector 3	Sector 4	Elapsed	Lap	Time	Sector 1	Sector 2	Sector 3	Sector 4	Elapsed
7	1:51.101	20.815	34.069	23.106	33.111	12:58.918	15	1:51.823	20.469	34.776	23.285	33.293	27:50.742
8	1:50.973	20.995	33.892	23.093	32.993	14:49.891	16	1:50.690	20.434	34.103	23.130	33.023	29:41.432
9	1:51.115	20.848	34.069	23.209	32.989	16:41.006	29 Bill VAN EERDE AUS						
10	1:51.134	21.000	34.015	22.997	33.122	18:32.140	MT-FOUNDATION 77 KTM						
11	1:51.527	20.811	34.178	23.105	33.433	20:23.667	1	1:57.570	25.845	35.131	23.370	33.224	1:57.570
12	1:51.280	20.708	34.398	23.122	33.052	22:14.947	2	1:51.093	20.679	34.011	23.375	33.028	3:48.663
13	1:52.714	20.627	34.351	24.578	33.158	24:07.661	3	1:51.207	20.579	34.013	23.335	33.280	5:39.870
23 David REAL PÉREZ ESP							4	1:51.248	20.683	34.214	23.207	33.144	7:31.118
CUNA DE CAMPEONES KTM							5	1:51.140	20.622	34.168	23.388	32.962	9:22.258
1	1:55.949	25.421	34.299	23.261	32.968	1:55.949	6	1:51.781	20.620	34.172	23.685	33.304	11:14.039
2	1:50.497	20.542	33.761	23.182	33.012	3:46.446	7	1:51.779	20.804	34.454	23.354	33.167	13:05.818
3	1:50.116	20.471	33.823	23.129	32.693	5:36.562	8	1:52.828	20.906	34.858	23.498	33.566	14:58.646
4	1:50.432	20.348	33.648	23.073	33.363	7:26.994	9	2:10.984 B	21.183	37.027	24.429	48.345	17:09.630
5	1:50.353	20.261	33.856	23.175	33.061	9:17.347	31 Edward Andrew O'SHEA GBR						
6	1:51.513	20.678	34.097	23.180	33.558	11:08.860	BRITISH TALENT TEAM HONDA						
7	1:50.460	20.542	34.037	23.057	32.824	12:59.320	1	1:58.505	26.305	35.427	23.542	33.231	1:58.505
8	1:50.691	20.530	34.241	23.077	32.843	14:50.011	2	1:51.558	20.583	34.049	23.425	33.501	3:50.063
9	1:51.262	20.901	34.344	22.927	33.090	16:41.273	3	1:52.350	20.773	34.339	23.698	33.540	5:42.413
10	1:50.924	20.684	33.931	23.097	33.212	18:32.197	4	1:52.350	20.728	34.505	23.478	33.639	7:34.763
11	1:52.264	21.152	34.607	23.166	33.339	20:24.461	5	1:52.263	20.980	34.662	23.429	33.192	9:27.026
24 Ivan ORTOLÁ DIEZ ESP							6	1:52.037	20.703	34.804	23.348	33.182	11:19.063
TEAM MTA KTM							7	1:52.082	20.743	34.574	23.418	33.347	13:11.145
1	1:53.325	23.890	33.825	22.957	32.653	1:53.325	8	1:52.228	20.892	34.418	23.468	33.450	15:03.373
2	1:50.466	20.354	33.878	23.180	33.054	3:43.791	9	1:52.155	20.910	34.266	23.587	33.392	16:55.528
3	1:51.003	20.901	34.063	23.107	32.932	5:34.794	10	1:52.774	21.064	34.403	23.583	33.724	18:48.302
4	1:50.582	20.353	34.291	23.244	32.694	7:25.376	11	1:52.725	20.800	34.890	23.562	33.473	20:41.027
5	1:50.916	20.780	33.973	23.089	33.074	9:16.292	12	1:52.999	20.664	34.677	23.670	33.988	22:34.026
6	1:51.500	20.999	34.098	23.067	33.336	11:07.792	13	1:53.504	21.280	34.955	23.651	33.618	24:27.530
7	1:51.051	20.424	34.092	23.229	33.306	12:58.843	14	1:52.696	20.993	34.601	23.618	33.484	26:20.226
8	1:51.304	21.175	34.190	23.053	32.886	14:50.147	15	1:53.095	20.733	34.668	23.854	33.840	28:13.321
9	1:50.856	20.121	34.444	23.173	33.118	16:41.003	16	1:52.589	20.670	34.601	23.532	33.786	30:05.910
10	1:51.257	21.157	33.988	22.975	33.137	18:32.260	32 Takuma MATSUYAMA JPN						
11	1:51.277	20.778	34.003	23.112	33.384	20:23.537	ASIA TALENT TEAM HONDA						
12	1:51.299	20.559	34.258	23.287	33.195	22:14.836	1	1:53.276	23.799	33.797	23.008	32.672	1:53.276
13	1:52.146	20.873	34.827	23.268	33.178	24:06.982	2	1:51.215	21.401	33.864	23.181	32.769	3:44.491
14	1:51.384	20.341	34.215	23.327	33.501	25:58.366	3	1:50.663	20.714	33.870	23.235	32.844	5:35.154
15	1:51.955	20.836	34.351	23.381	33.387	27:50.321	4	1:50.908	20.770	33.957	23.260	32.921	7:26.062
16	1:50.966	20.650	34.422	22.984	32.910	29:41.287	5	1:50.693	20.630	34.034	23.217	32.812	9:16.755
26 Scott James OGDEN GBR							6	1:51.281	20.721	34.045	23.343	33.172	11:08.036
ASPAR JUNIOR TEAM GASGAS							7	1:51.555	20.749	34.616	23.306	32.884	12:59.591
1	1:54.079	24.036	34.007	23.107	32.929	1:54.079	8	1:51.500	20.760	34.276	23.300	33.164	14:51.091
2	1:50.886	20.973	33.998	23.130	32.785	3:44.965	9	1:50.844	20.746	33.887	23.167	33.044	16:41.935
3	1:50.644	20.512	34.300	23.025	32.807	5:35.609	10	1:51.580	20.765	34.502	23.284	33.029	18:33.515
4	1:50.672	20.399	34.039	23.199	33.035	7:26.281	11	1:51.531	20.638	34.122	23.386	33.385	20:25.046
5	1:50.838	20.586	33.977	23.174	33.101	9:17.119	12	1:51.344	20.521	34.263	23.355	33.205	22:16.390
6	1:51.358	20.528	34.277	23.227	33.326	11:08.477	13	1:51.432	20.460	34.131	23.628	33.213	24:07.822
7	1:51.038	20.747	34.004	23.239	33.048	12:59.515	14	1:51.318	20.653	34.421	23.310	32.934	25:59.140
8	1:51.149	20.756	34.227	23.191	32.975	14:50.664	15	1:51.780	20.770	34.527	23.311	33.172	27:50.920
9	1:50.986	20.474	34.175	23.504	32.833	16:41.650	16	1:51.002	20.341	34.335	23.327	32.999	29:41.922
10	1:51.898	20.619	35.169	23.106	33.004	18:33.548	33 Tatchakorn BUASRI THA						
11	1:51.242	20.454	34.116	23.332	33.340	20:24.790	HONDA RACING THAILAND HONDA						
12	1:51.164	20.445	34.225	23.390	33.104	22:15.954	1	1:57.679	25.807	35.291	23.208	33.373	1:57.679
13	1:51.570	20.560	34.315	23.509	33.186	24:07.524	2	1:50.650	20.416	33.953	23.184	33.097	3:48.329
14	1:51.395	20.743	34.404	23.203	33.045	25:58.919							

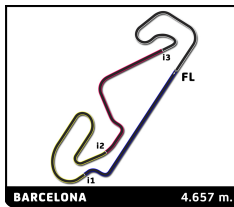


**Moto3****FIM CEV REPSOL CIRCUIT DE BARCELONA- CATALUNYA****Race 2****Sector Analysis**

— Invalidated Lap ■ Personal Best ■ Session Best B Crossing the pit lane

Lap	Time	Sector 1	Sector 2	Sector 3	Sector 4	Elapsed	Lap	Time	Sector 1	Sector 2	Sector 3	Sector 4	Elapsed
3	1:51.296	20.698	34.317	23.203	33.078	5:39.625	15	1:52.914	21.092	34.685	23.664	33.473	28:02.800
4	1:50.539	20.394	33.842	23.144	33.159	7:30.164	16	1:52.245	21.106	34.404	23.468	33.267	29:55.045
5	1:50.797	20.381	34.007	23.304	33.105	9:20.961	57 Sho NISHIMURA JPN						
6	1:50.421	20.422	33.886	23.078	33.035	11:11.382	MT-FOUNDATION 77 KTM						
7	1:50.886	20.630	33.902	23.183	33.171	13:02.268	1	1:57.180	25.672	35.045	23.207	33.256	1:57.180
8	1:50.874	20.433	33.943	23.358	33.140	14:53.142	2	1:51.006	20.507	34.022	23.308	33.169	3:48.186
9	1:50.530	20.325	33.969	23.180	33.056	16:43.672	3	1:50.866	20.717	33.827	23.223	33.099	5:39.052
10	1:50.783	20.442	33.914	23.275	33.152	18:34.455	4	1:50.511	20.463	33.851	23.081	33.116	7:29.563
38 David SALVADOR GÓMEZ ESP							5	1:50.685	20.549	33.991	23.191	32.954	9:20.248
TM RACING FACTORY TEAM TM RACING							6	1:50.859	20.644	34.065	23.207	32.943	11:11.107
1	1:54.418	24.584	34.044	23.113	32.677	1:54.418	7	1:50.863	20.610	34.006	23.240	33.007	13:01.970
2	1:50.217	20.393	33.882	23.124	32.818	3:44.635	8	1:50.973	20.509	34.067	23.301	33.096	14:52.943
3	1:50.192	20.390	33.898	23.137	32.767	5:34.827	9	1:50.854	20.637	34.018	23.279	32.920	16:43.797
4	1:50.406	20.589	33.951	23.203	32.663	7:25.233	10	1:50.753	20.448	34.004	23.165	33.136	18:34.550
5	1:51.233	21.061	33.981	23.160	33.031	9:16.466	11	1:50.809	20.466	34.160	23.237	32.946	20:25.359
6	1:51.265	20.449	34.146	23.338	33.332	11:07.731	58 Luca LUNETTA ITA						
7	1:51.268	20.621	34.094	23.224	33.329	12:58.999	AC RACING TEAM HUSQVARNA						
8	1:51.356	21.144	34.226	23.164	32.822	14:50.355	1	1:56.529	24.946	34.874	23.388	33.321	1:56.529
9	1:51.413	20.628	34.745	23.231	32.809	16:41.768	2	1:51.173	20.853	33.952	23.333	33.035	3:47.702
10	1:50.752	20.668	34.048	23.179	32.857	18:32.520	3	1:51.218	20.749	33.967	23.366	33.136	5:38.920
11	1:51.543	20.646	34.365	23.135	33.397	20:24.063	4	1:51.409	20.969	34.150	23.221	33.069	7:30.329
12	1:51.224	20.592	34.352	23.283	32.997	22:15.287	5	1:50.940	20.558	33.970	23.374	33.038	9:21.269
13	1:51.403	20.654	34.280	23.368	33.101	24:06.690	6	1:50.763	20.456	34.067	23.237	33.003	11:12.032
14	1:53.763	21.128	36.051	23.479	33.105	26:00.453	7	1:50.626	20.380	34.163	23.090	32.993	13:02.658
15	1:51.019	20.664	34.155	23.331	32.869	27:51.472	8	1:51.104	20.465	34.365	23.171	33.103	14:53.762
16	1:50.606	20.573	33.965	23.135	32.933	29:42.078	9	1:50.259	20.485	33.760	23.043	32.971	16:44.021
45 Clément ROUGÉ FRA							10	1:50.737	20.388	34.182	23.081	33.086	18:34.758
LAGLISSE ACADEMY HUSQVARNA							63 Syarifuddin AZMAN MYS						
1	1:56.737	25.509	34.675	23.339	33.214	1:56.737	SIC RACING HONDA						
2	1:51.188	20.701	34.017	23.417	33.053	3:47.925	1	1:54.217	24.338	34.044	23.082	32.753	1:54.217
3	1:51.467	20.765	34.274	23.356	33.072	5:39.392	2	1:50.570	20.542	34.101	23.054	32.873	3:44.787
4	1:51.677	21.019	34.212	23.255	33.191	7:31.069	3	1:50.419	20.561	33.890	23.126	32.842	5:35.206
5	1:50.840	20.452	34.041	23.322	33.025	9:21.909	4	1:50.490	20.454	33.975	23.183	32.878	7:25.696
6	1:52.558	20.829	34.226	23.841	33.662	11:14.467	5	1:50.852	20.749	33.949	23.186	32.968	9:16.548
7	1:51.634	20.680	34.541	23.410	33.003	13:06.101	6	1:51.654	20.923	34.140	23.381	33.210	11:08.202
8	1:52.405	20.465	34.932	23.581	33.427	14:58.506	7	1:51.520	21.161	34.149	23.271	32.939	12:59.722
9	1:51.801	20.821	34.284	23.446	33.250	16:50.307	8	1:52.460	20.762	34.239	23.206	34.253	14:52.182
10	2:40.059 B	22.683	47.554	31.805	58.017	19:30.366	9	1:50.516	20.629	33.834	23.156	32.897	16:42.698
55 Noah DETTWILER CHE							10	1:51.061	20.875	34.056	23.123	33.007	18:33.759
TEAM MTA KTM							11	1:51.156	20.575	34.110	23.228	33.243	20:24.915
1	1:57.984	26.041	35.250	23.501	33.192	1:57.984	64 David MUÑOZ RODRÍGUEZ ESP						
2	1:51.120	20.608	34.016	23.376	33.120	3:49.104	AVATEL - CARDOSO RACING KTM						
3	1:51.020	20.733	34.023	23.342	32.922	5:40.124	1	1:55.711	25.194	34.251	23.166	33.100	1:55.711
4	1:51.335	20.660	34.115	23.431	33.129	7:31.459	2	1:50.335	20.688	33.736	23.068	32.843	3:46.046
5	1:50.961	20.605	33.973	23.443	32.940	9:22.420	3	1:50.080	20.526	33.726	23.000	32.828	5:36.126
6	1:51.646	20.660	34.093	23.646	33.247	11:14.066	4	1:50.271	20.343	33.831	23.256	32.841	7:26.397
7	1:51.895	20.870	34.485	23.369	33.171	13:05.961	5	1:50.440	20.554	34.112	23.070	32.704	9:16.837
8	1:51.778	20.506	34.474	23.320	33.478	14:57.739	6	1:51.078	20.749	34.145	23.167	33.017	11:07.915
9	1:51.192	20.702	34.083	23.500	32.907	16:48.931	7	1:51.127	21.229	33.853	23.065	32.980	12:59.042
10	1:51.851	20.891	34.218	23.388	33.354	18:40.782	8	1:50.809	20.626	33.948	23.184	33.051	14:49.851
11	1:52.073	20.878	34.332	23.535	33.328	20:32.855	9	1:51.233	20.820	33.885	23.305	33.223	16:41.084
12	1:52.511	20.785	34.304	23.592	33.830	22:25.366	10	1:51.006	20.696	33.994	23.128	33.188	18:32.090
13	1:52.419	20.911	34.470	23.551	33.487	24:17.785	11	1:51.493	21.126	34.055	22.997	33.315	20:23.583
14	1:52.101	20.942	34.326	23.619	33.214	26:09.886							





Moto3


FIM CEV REPSOL CIRCUIT DE BARCELONA- CATALUNYA

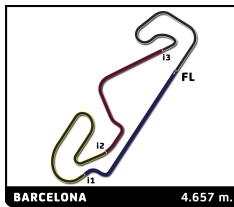
Race 2

Sector Analysis

— Invalidated Lap ■ Personal Best ■ Session Best B Crossing the pit lane

Lap	Time	Sector 1	Sector 2	Sector 3	Sector 4	Elapsed	Lap	Time	Sector 1	Sector 2	Sector 3	Sector 4	Elapsed
12	1:51.329	20.652	34.421	23.189	33.067	22:14.912	12	1:51.227	20.582	34.149	23.437	33.059	22:15.808
13	1:52.110	20.541	35.028	23.388	33.153	24:07.022	13	1:51.784	20.605	34.366	23.477	33.336	24:07.592
14	1:51.456	20.436	34.236	23.298	33.486	25:58.478	14	1:51.409	20.435	34.761	23.222	32.991	25:59.001
15	1:52.061	21.056	34.426	23.315	33.264	27:50.539	15	1:52.022	20.840	34.555	23.418	33.209	27:51.023
16	1:51.009	20.911	34.048	23.132	32.918	29:41.548	16	1:51.153	20.712	34.029	23.325	33.087	29:42.176
66 Joel KELSO AUS							77 Mattia VOLPI ITA						
AGR TEAM KTM							AGR TEAM KTM						
1	1:55.784	24.874	34.251	23.324	33.335	1:55.784	1	1:58.385	26.166	35.459	23.590	33.170	1:58.385
2	1:51.064	20.861	33.900	23.254	33.049	3:46.848	2	1:51.922	20.851	34.254	23.453	33.364	3:50.307
3	1:51.138	20.533	33.934	23.357	33.314	5:37.986	3	1:52.218	20.769	34.253	23.708	33.488	5:42.525
4	1:51.670	20.846	34.207	23.448	33.169	7:29.656	4	1:52.311	20.767	34.588	23.570	33.386	7:34.836
5	1:51.254	20.579	34.259	23.302	33.114	9:20.910	5	1:52.069	20.800	34.547	23.556	33.166	9:26.905
6	1:51.001	20.610	34.089	23.265	33.037	11:11.911	6	1:52.308	21.181	34.445	23.543	33.139	11:19.213
7	1:51.398	20.585	34.555	23.305	32.953	13:03.309	7	1:52.266	20.936	34.523	23.543	33.264	13:11.479
8	1:51.267	20.554	34.194	23.300	33.219	14:54.576	8	1:52.536	20.953	34.595	23.591	33.397	15:04.015
9	1:50.913	20.663	33.978	23.235	33.037	16:45.489	9	2:12.410	38.515	35.988	24.028	33.879	17:16.425
10	1:51.234	20.504	34.268	23.297	33.165	18:36.723	10	1:57.169	23.893	35.584	23.874	33.818	19:13.594
11	1:51.838	20.823	34.188	23.439	33.388	20:28.561	11	1:54.142	21.451	34.987	23.928	33.776	21:07.736
12	1:51.793	20.908	34.222	23.336	33.327	22:20.354	12	1:53.640	21.307	34.794	23.783	33.756	23:01.376
13	1:51.554	20.717	34.251	23.243	33.343	24:11.908	13	1:53.777	21.164	34.973	23.854	33.786	24:55.153
14	1:51.734	20.841	34.322	23.362	33.209	26:03.642	14	1:53.939	21.304	34.982	23.909	33.744	26:49.092
15	1:51.682	20.541	34.456	23.451	33.234	27:55.324	15	1:53.713	21.228	34.921	23.859	33.705	28:42.805
16	1:52.408	21.023	34.433	23.395	33.557	29:47.732	16	1:53.877	21.293	34.883	23.911	33.790	30:36.682
67 Gerard RIU I MALÉ ESP							80 David ALONSO GÓMEZ COL						
MT-FOUNDATION 77 KTM							ASPAR JUNIOR TEAM GASGAS						
1	1:56.622	25.346	34.628	23.333	33.315	1:56.622	1	1:54.599	24.478	34.202	23.110	32.809	1:54.599
2	1:50.905	20.356	34.044	23.345	33.160	3:47.527	2	1:50.699	20.543	34.037	23.153	32.966	3:45.298
3	1:51.356	20.681	34.078	23.349	33.248	5:38.883	3	1:50.619	20.449	34.151	23.147	32.872	5:35.917
4	1:51.193	20.799	34.102	23.231	33.061	7:30.076	4	1:50.607	20.334	33.920	23.226	33.127	7:26.524
5	1:51.007	20.619	34.036	23.241	33.111	9:21.083	5	1:50.742	20.518	34.103	23.176	32.945	9:17.266
6	1:50.657	20.523	33.926	23.211	32.997	11:11.740	6	1:51.366	20.612	34.163	23.140	33.451	11:08.632
7	1:51.049	20.524	34.125	23.207	33.193	13:02.789	7	1:51.343	20.826	34.179	23.242	33.096	12:59.975
8	1:51.523	20.500	34.479	23.320	33.224	14:54.312	8	1:51.464	20.584	34.274	23.460	33.146	14:51.439
9	1:50.899	20.604	34.026	23.217	33.052	16:45.211	9	1:50.556	20.501	33.892	23.252	32.911	16:41.995
10	1:51.407	20.672	34.149	23.319	33.267	18:36.618	10	1:50.918	20.572	34.165	23.145	33.036	18:32.913
11	1:51.976	21.001	34.271	23.333	33.371	20:28.594	11	1:51.282	20.569	34.169	23.086	33.458	20:24.195
12	1:51.565	20.650	34.158	23.370	33.387	22:20.159	12	1:51.416	20.694	34.285	23.445	32.992	22:15.611
13	1:51.787	20.806	34.205	23.447	33.329	24:11.946	13	1:52.126	20.635	34.639	23.524	33.328	24:07.737
14	1:51.484	20.564	34.223	23.473	33.224	26:03.430	14	1:51.152	20.668	34.104	23.273	33.107	25:58.889
15	1:51.715	20.670	34.380	23.264	33.401	27:55.145	15	1:51.969	20.829	34.608	23.275	33.257	27:50.858
16	1:52.538	21.285	34.456	23.223	33.574	29:47.683	16	1:50.620	20.239	34.249	23.129	33.003	29:41.478
70 Joshua WHATLEY GBR							81 Senna AGIUS AUS						
TEAM MTA KTM							SIC58 SQUADRA CORSE HONDA						
1	1:55.299	24.623	34.393	23.283	33.000	1:55.299	1	1:56.882	25.592	34.762	23.407	33.121	1:56.882
2	1:51.081	20.741	34.031	23.278	33.031	3:46.380	2	1:51.165	20.621	34.109	23.304	33.131	3:48.047
3	1:50.476	20.427	33.859	23.206	32.984	5:36.856	3	1:51.352	20.533	34.303	23.298	33.218	5:39.399
4	1:50.556	20.484	33.813	23.200	33.059	7:27.412	4	1:51.574	20.877	34.208	23.264	33.225	7:30.973
5	1:50.700	20.625	34.002	23.149	32.924	9:18.112	5	1:51.119	20.633	34.146	23.350	32.990	9:22.092
6	1:50.990	20.619	33.998	23.186	33.187	11:09.102	6	1:51.884	20.482	34.332	23.716	33.354	11:13.976
7	1:51.144	20.423	34.462	23.234	33.025	13:00.246	7	1:51.786	20.809	34.347	23.423	33.207	13:05.762
8	1:51.348	20.484	34.181	23.513	33.170	14:51.594	8	1:51.880	20.573	34.411	23.444	33.452	14:57.642
9	1:50.706	20.430	33.921	23.501	32.854	16:42.300	9	1:52.005	20.676	34.583	23.460	33.286	16:49.647
10	1:51.008	20.523	34.169	23.218	33.098	18:33.308	10	1:51.970	20.580	34.514	23.387	33.489	18:41.617
11	1:51.273	20.522	34.010	23.277	33.464	20:24.581	11	1:52.514	20.810	34.570	23.533	33.601	20:34.131





Moto3

FIM CEV REPSOL CIRCUIT DE BARCELONA- CATALUNYA

Race 2

Sector Analysis

— Invalidated Lap ■ Personal Best ■ Session Best B Crossing the pit lane

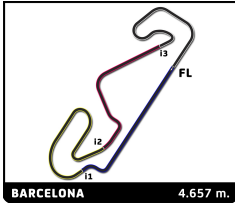
Lap	Time	Sector 1	Sector 2	Sector 3	Sector 4	Elapsed	Lap	Time	Sector 1	Sector 2	Sector 3	Sector 4	Elapsed
12	1:52.223	20.790	34.531	23.415	33.487	22:26.354	12	1:51.048	20.399	34.334	23.333	32.982	22:15.380
13	1:52.068	20.671	34.556	23.443	33.398	24:18.422	13	1:51.810	20.727	34.598	23.353	33.132	24:07.190
14	1:51.722	20.569	34.425	23.403	33.325	26:10.144	14	1:51.556	20.460	34.306	23.226	33.564	25:58.746
15	1:52.656	20.685	34.729	23.642	33.600	28:02.800	15	1:51.718	20.577	34.501	23.333	33.307	27:50.464
16	1:52.256	20.905	34.498	23.479	33.374	29:55.056	16	1:50.768	20.314	34.232	23.173	33.049	29:41.232

84 Zonta VD GOORBERGH							NLD						
TEAM SUPER B							HONDA						
1	1:56.682	25.233	34.813	23.364	33.272	1:56.682							
2	1:50.881	20.555	33.927	23.308	33.091	3:47.563							
3	1:51.408	20.994	33.974	23.335	33.105	5:38.971							
4	1:50.774	20.799	33.844	23.221	32.910	7:29.745							
5	1:50.704	20.653	33.880	23.203	32.968	9:20.449							
6	1:51.104	20.600	34.062	23.255	33.187	11:11.553							
7	1:50.824	20.598	34.080	23.099	33.047	13:02.377							
8	1:50.935	20.491	33.987	23.248	33.209	14:53.312							
9	1:50.825	20.462	33.989	23.235	33.139	16:44.137							
10	1:50.526	20.413	33.927	23.171	33.015	18:34.663							
11	1:51.835	20.764	34.405	23.415	33.251	20:26.498							
12	1:51.692	20.688	34.166	23.372	33.466	22:18.190							
13	1:52.152	20.808	34.252	23.551	33.541	24:10.342							
14	1:52.647	20.831	34.422	23.654	33.740	26:02.989							
15	1:52.263	20.866	34.374	23.625	33.398	27:55.252							
16	1:52.521	20.942	34.354	23.465	33.760	29:47.773							

95 Jose Antonio RUEDA RUIZ							ESP						
TEAM ESTRELLA GALICIA 0,0							HONDA						
1	1:54.155	24.154	34.029	23.077	32.895	1:54.155							
2	1:50.949	21.208	34.019	22.994	32.728	3:45.104							
3	1:50.216	20.493	33.758	23.089	32.876	5:35.320							
4	1:50.484	20.454	33.974	23.075	32.981	7:25.804							
5	1:50.465	20.153	33.834	23.273	33.205	9:16.269							
6	1:51.365	20.758	33.827	23.380	33.400	11:07.634							
7	1:51.619	21.391	34.059	23.140	33.029	12:59.253							
8	1:50.530	20.293	33.816	23.301	33.120	14:49.783							
9	1:51.145	20.743	33.898	23.344	33.160	16:40.928							
10	1:51.100	20.655	33.988	23.254	33.203	18:32.028							
11	1:51.694	20.665	33.990	23.529	33.510	20:23.722							
12	1:51.402	20.822	34.292	23.288	33.000	22:15.124							
13	1:51.773	20.655	34.619	23.297	33.202	24:06.897							
14	1:51.621	20.668	34.187	23.297	33.469	25:58.518							
15	1:52.093	21.106	34.384	23.309	33.294	27:50.611							
16	1:51.155	20.960	34.009	23.140	33.046	29:41.766							

96 Daniel HOLGADO							ESP						
ASPAR JUNIOR TEAM							GASGAS						
1	1:53.135	23.383	33.905	23.111	32.736	1:53.135							
2	1:50.699	20.645	33.877	23.188	32.989	3:43.834							
3	1:50.813	20.742	33.915	23.145	33.011	5:34.647							
4	1:50.970	20.833	34.034	23.225	32.878	7:25.617							
5	1:50.589	20.200	34.118	23.162	33.109	9:16.206							
6	1:51.708	20.910	34.250	23.345	33.203	11:07.914							
7	1:51.260	20.615	34.291	23.170	33.184	12:59.174							
8	1:50.547	20.120	33.983	23.283	33.161	14:49.721							
9	1:51.147	20.405	34.197	23.330	33.215	16:40.868							
10	1:51.967	21.280	34.469	23.194	33.024	18:32.835							
11	1:51.497	20.715	34.253	23.171	33.358	20:24.332							



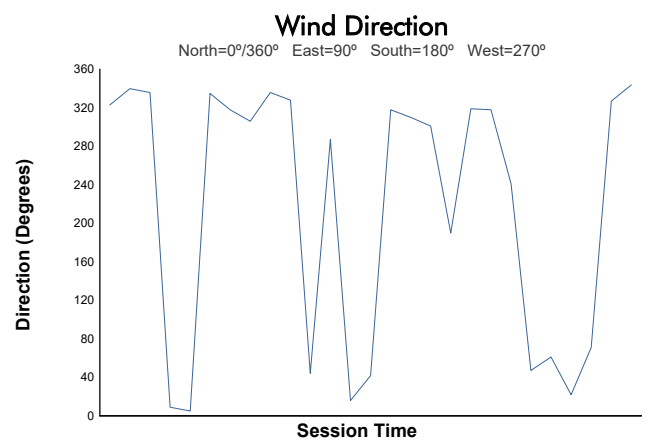
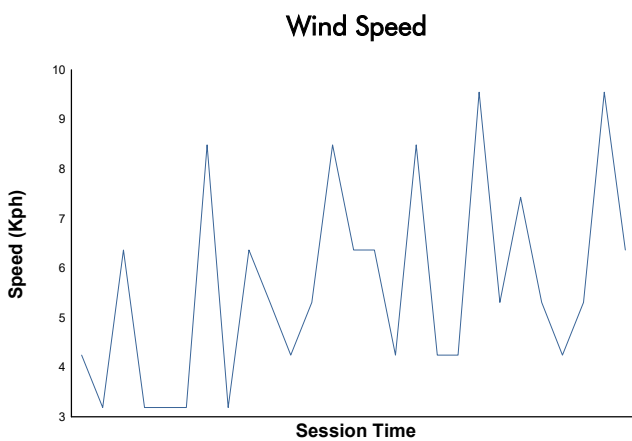
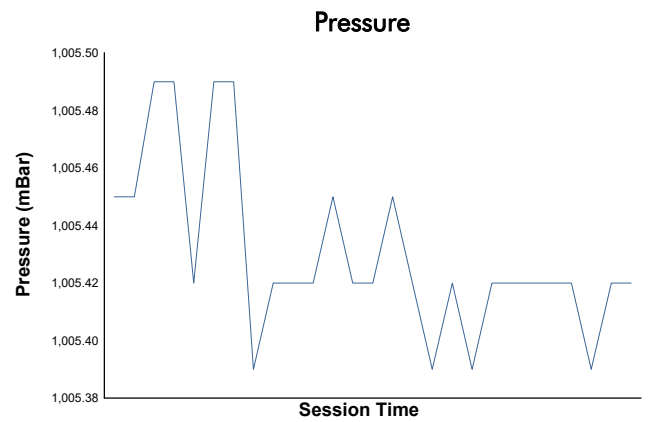
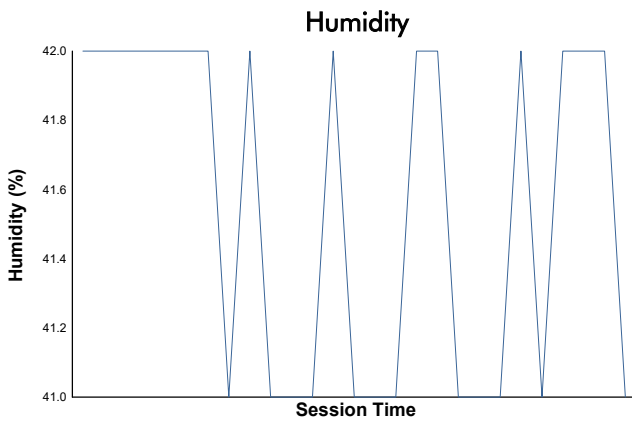
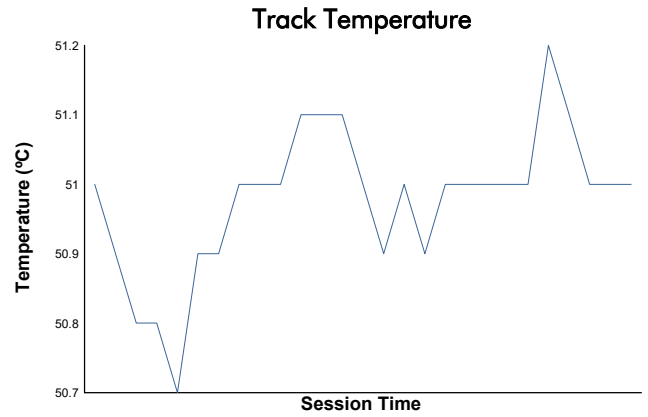
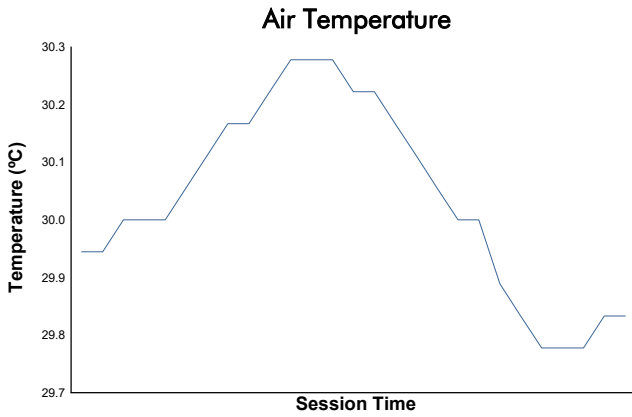


FIM CEV REPSOL CIRCUIT DE BARCELONA- CATALUNYA

Moto3

Race 2

Weather Report



Track Status: **DRY**

