**Moto3****FIM CEV REPSOL CIRCUIT DE BARCELONA-
Race 1 (16 Laps, 74.5 km.)****Classification**

No	Rider	Nat	Team	Bike	Tires	Cl.	Laps	Total Time	Gap	Kph	Best Lap		
											Lap	Time	Kph
1	63 Syarifuddin AZMAN	MYS	SIC RACING	HONDA	Moto3		16	29:32.553	-	151.3	8	1:49.508	153.1
2	64 David MUÑOZ RODRÍGUEZ	ESP	AVATEL - CARDOSO RACING	KTM	Moto3		16	29:32.715	+0.162	151.3	8	1:49.747	152.8
3	95 Jose Antonio RUEDA RUIZ	ESP	TEAM ESTRELLA GALICIA 0,0	HONDA	Moto3		16	29:32.825	+0.272	151.3	8	1:49.450	153.2
4	96 Daniel HOLGADO	ESP	ASPAR JUNIOR TEAM	GASGAS	Moto3		16	29:33.032	+0.479	151.3	7	1:49.754	152.8
5	26 Scott James OGDEN	GBR	ASPAR JUNIOR TEAM	GASGAS	Moto3		16	29:33.330	+0.777	151.3	8	1:49.858	152.6
6	16 Mario Suryo AJI	IDN	ASTRA HONDA RACING TEAM	HONDA	Moto3		16	29:34.448	+1.895	151.2	3	1:50.099	152.3
7	17 Daniel MUÑOZ FERNÁNDEZ	ESP	AVATEL - CARDOSO RACING	KTM	Moto3		16	29:33.070	+0.517	151.3	9	1:49.840	152.6
8	66 Joel KELSO	AUS	AGR TEAM	KTM	Moto3		16	29:38.090	+5.537	150.9	8	1:50.092	152.3
9	70 Joshua WHATLEY	GBR	TEAM MTA	KTM	Moto3		16	29:38.159	+5.606	150.9	8	1:50.231	152.1
10	24 Ivan ORTOLÁ DIEZ	ESP	TEAM MTA	KTM	Moto3		16	29:38.188	+5.635	150.9	3	1:49.595	153.0
11	80 David ALONSO GÓMEZ	COL	ASPAR JUNIOR TEAM	GASGAS	Moto3		16	29:38.243	+5.690	150.8	16	1:50.125	152.2
12	33 Tatchakorn BUASRI	THA	HONDA RACING THAILAND	HONDA	Moto3		16	29:38.825	+6.272	150.8	10	1:50.170	152.2
13	58 Luca LUNETTA	ITA	AC RACING TEAM	HUSQVARNA	Moto3		16	29:38.873	+6.320	150.8	16	1:50.156	152.2
14	67 Gerard RIU I MALÉ	ESP	MT-FOUNDATION 77	KTM	Moto3		16	29:39.088	+6.535	150.8	10	1:50.372	151.9
15	23 David REAL PÉREZ	ESP	CUNA DE CAMPEONES	KTM	Moto3		16	29:39.172	+6.619	150.8	16	1:50.553	151.6
16	69 Raffaele FUSCO	ITA	TM RACING FACTORY TEAM	TM RACING	Moto3		16	29:39.689	+7.136	150.7	16	1:50.263	152.0
17	13 Marco TAPIA HORCAS	ESP	LEOPARD IMPALA JUNIOR TEAM	HONDA	Moto3		16	29:39.920	+7.367	150.7	3	1:50.188	152.2
18	57 Sho NISHIMURA	JPN	MT-FOUNDATION 77	KTM	Moto3		16	29:39.923	+7.370	150.7	5	1:50.191	152.1
19	55 Noah DETTWILER	CHE	TEAM MTA	KTM	Moto3		16	29:40.108	+7.555	150.7	12	1:50.416	151.8
20	84 Zonta VD GOORBERGH	NLD	TEAM SUPER B	HONDA	Moto3		16	29:40.338	+7.785	150.7	12	1:50.389	151.9
21	10 Nicola Fabio CARRARO	ITA	TM RACING FACTORY TEAM	TM RACING	Moto3		16	29:41.030	+8.477	150.6	10	1:50.545	151.7
22	31 Edward Andrew O'SHEA	GBR	BRITISH TALENT TEAM	HONDA	Moto3		16	29:53.042	+20.489	149.6	6	1:50.633	151.5
23	5 Marcos RUDA COMINO	ESP	GAZZOLARACING	KTM	Moto3		16	29:53.191	+20.638	149.6	2	1:50.752	151.4
24	7 Filippo FARIOLI	ITA	LAGLISSE ACADEMY	HUSQVARNA	Moto3		16	29:56.055	+23.502	149.4	6	1:50.492	151.7
25	19 Alessandro MOROSI	ITA	LAGLISSE ACADEMY	HUSQVARNA	Moto3		16	30:05.066	+32.513	148.6	10	1:51.173	150.8
Not classified													
45	Clément ROUGÉ	FRA	LAGLISSE ACADEMY	HUSQVARNA	Moto3		14	26:11.387			3	1:50.893	151.2
20	José Julián GARCÍA GARCÍA	ESP	SIC58 SQUADRA CORSE	HONDA	Moto3		7	30:01.721			3	1:50.096	152.3
32	Takuma MATSUYAMA	JPN	ASIA TALENT TEAM	HONDA	Moto3		6	25:04.243			3	1:50.477	151.8
92	Diogo MOREIRA NASCIM	BRA	TEAM ESTRELLA GALICIA 0,0	HONDA	Moto3		5	9:16.305			3	1:50.067	152.3
9	Collin VEIJER	NLD	AC RACING TEAM	HUSQVARNA	Moto3								
81	Senna AGIUS	AUS	SIC58 SQUADRA CORSE	HONDA	Moto3								
29	Bill VAN EERDE	AUS	MT-FOUNDATION 77	KTM	Moto3								
Retired													
77	Matthia VOLPI	ITA	AGR TEAM	KTM	Moto3		9	17:44.737			5	1:50.927	151.1
Not Started													
38	David SALVADOR GÓMEZ	ESP	TM RACING FACTORY TEAM	TM RACING	Moto3								

Pole Position:	Mario Suryo AJI	1:48.224	
Fastest Lap:	Lap8 Jose Antonio RUEDA RUIZ	1:49.450	153.2 Kph

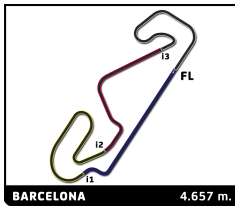
RIDER #17 DROP TWO POSITIONS DUE TO IRRESPONSIBLE RIDING
 RIDER #19 PENALTY DUE TO FAILED TO COMPLY WITH LONG LAP PENALTY - 3 SECONDS
 RIDER #7 PENALTY DUE TO FAILED TO COMPLY WITH LONG LAP PENALTY - 3 SECONDS

Published at:

Track Status: **DRY**

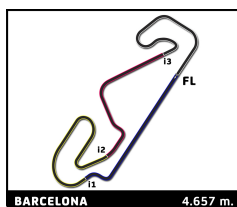
Race Director:	Timekeeper:
-----------------------	--------------------



**Moto3****FIM CEV REPSOL CIRCUIT DE BARCELONA- CATALUNYA****Race 1****Lap Chart**

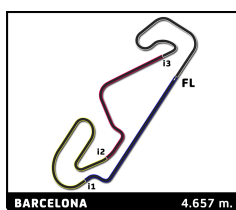
No	Pos	Grid	Lap															
			1	2	3	4	5	6	7	8	9	10	11	12	13	14	15	16
16	1	16	96	96	16	16	20	16	96	96	16	16	16	16	16	95	96	63
20	2	20	32	16	20	92	16	95	16	16	96	96	95	95	64	64	16	64
32	3	32	16	32	96	20	17	64	64	95	95	64	64	64	17	96	64	95
24	4	24	20	20	95	17	95	96	95	64	64	95	96	96	95	16	95	96
96	5	96	95	95	92	95	64	20	17	63	63	63	63	17	96	17	17	17
92	6	92	92	63	32	64	92	17	63	17	17	17	17	63	63	63	63	26
95	7	95	63	92	63	32	96	26	26	26	26	26	26	26	26	26	26	16
66	8	66	66	64	17	63	32	63	66	66	66	66	70	66	70	66	66	66
38	9	38	64	66	64	26	26	70	70	70	70	70	66	70	66	13	70	70
63	10	63	70	17	66	13	63	66	13	13	13	13	13	13	13	70	24	24
70	11	70	26	70	26	66	70	13	23	23	24	24	24	24	24	80	80	80
26	12	26	17	26	13	96	66	57	67	24	23	57	67	67	80	23	33	33
13	13	13	13	13	70	70	13	67	69	67	57	67	33	33	33	24	67	58
80	14	80	67	80	67	80	67	23	57	57	67	69	57	80	23	67	23	67
58	15	58	80	67	33	67	23	69	24	69	69	33	23	23	67	33	58	23
45	16	45	84	69	80	69	69	84	10	10	33	23	80	57	69	57	13	69
84	17	84	69	33	23	23	10	10	84	58	10	80	69	69	57	58	57	13
17	18	17	33	23	69	10	57	58	58	33	80	10	10	10	58	69	69	57
64	19	64	23	84	10	58	84	55	33	84	58	58	55	10	55	55	55	55
23	20	23	10	58	58	57	58	33	80	80	84	55	55	58	84	10	84	84
57	21	57	58	10	57	5	5	24	55	55	55	84	84	84	55	84	10	10
67	22	67	55	57	84	84	33	5	5	31	7	7	31	5	7	5	31	31
55	23	55	5	5	5	55	55	80	31	7	31	31	5	7	5	31	7	7
9	24	9	57	55	55	33	24	31	7	5	5	5	7	31	31	7	5	5
10	25	10	19	31	31	31	80	7	45	45	45	45	45	45	45	45	19	19
81	26	81	31	7	77	77	31	19	19	19	19	19	19	19	19	19	19	19
29	27	29	7	19	7	7	77	45	77	77	77							
33	28	33	77	77	19	24	7	77	20									
77	29	77	24	24	24	19	19	32										
69	30	69	45	45	45	45	45											
7	31	7																
31	32	31																
19	33	19																
5	34	5																



**Moto3****FIM CEV REPSOL CIRCUIT DE BARCELONA- CATALUNYA****Race 1****Best Sector Times**

Sector 1		Sector 2		Sector 3		Sector 4		Pos	No	Ideal Lap	Best Lap
Pos	No Rider	Time	No Rider	Time	No Rider	Time	No Rider	Time	Pos	No	Lap
1	96 D.HOLGADO	20.142	96 D.HOLGADO	33.536	24 I.ORTOLÁ DIEZ	22.791	16 M.AJI	32.285	1	16	1:48.925
2	95 J.RUEDA RUIZ	20.195	16 M.AJI	33.544	20 J.GARCÍA GARCÍA	22.878	95 J.RUEDA RUIZ	32.434	2	96	1:49.226
3	16 M.AJI	20.205	24 I.ORTOLÁ DIEZ	33.596	96 D.HOLGADO	22.881	63 S.AZMAN	32.488	3	95	1:49.240
4	80 D.ALONSO GÓMEZ	20.236	13 M.TAPIA HORCAS	33.601	16 M.AJI	22.891	20 J.GARCÍA GARCÍA	32.488	4	20	1:49.268
5	20 J.GARCÍA GARCÍA	20.253	95 J.RUEDA RUIZ	33.617	63 S.AZMAN	22.933	66 J.KELSO	32.512	5	24	1:49.273
6	92 D.MOREIRA NASCIM	20.271	17 D.MUÑOZ FERNÁNDEZ	33.646	64 D.MUÑOZ RODRIGUEZ	22.950	64 D.MUÑOZ RODRIGUEZ	32.513	6	63	1:49.357
7	63 S.AZMAN	20.272	20 J.GARCÍA GARCÍA	33.649	17 D.MUÑOZ FERNÁNDEZ	22.978	17 D.MUÑOZ FERNÁNDEZ	32.563	7	17	1:49.556
8	57 S.NISHIMURA	20.272	33 T.BUASRI	33.658	95 J.RUEDA RUIZ	22.994	24 I.ORTOLÁ DIEZ	32.606	8	64	1:49.561
9	26 S.OGDEN	20.274	92 D.MOREIRA NASCIM	33.663	32 T.MATSUYAMA	23.025	26 S.OGDEN	32.654	9	92	1:49.640
10	55 N.DETTWILER	20.278	63 S.AZMAN	33.664	23 D.REAL PÉREZ	23.041	32 T.MATSUYAMA	32.656	10	32	1:49.649
11	24 I.ORTOLÁ DIEZ	20.280	32 T.MATSUYAMA	33.682	58 L.LUNETTA	23.047	92 D.MOREIRA NASCIM	32.657	11	66	1:49.704
12	33 T.BUASRI	20.285	70 J.WHATLEY	33.782	92 D.MOREIRA NASCIM	23.049	96 D.HOLGADO	32.667	12	13	1:49.733
13	32 T.MATSUYAMA	20.286	26 S.OGDEN	33.787	66 J.KELSO	23.051	13 M.TAPIA HORCAS	32.695	13	33	1:49.768
14	64 D.MUÑOZ RODRIGUEZ	20.304	64 D.MUÑOZ RODRIGUEZ	33.794	80 D.ALONSO GÓMEZ	23.055	70 J.WHATLEY	32.725	14	26	1:49.780
15	67 G.RIU I MALÉ	20.340	66 J.KELSO	33.799	33 T.BUASRI	23.062	57 S.NISHIMURA	32.729	15	57	1:49.877
16	66 J.KELSO	20.342	23 D.REAL PÉREZ	33.803	26 S.OGDEN	23.065	58 L.LUNETTA	32.733	16	80	1:49.936
17	69 R.FUSCO	20.347	69 R.FUSCO	33.803	57 S.NISHIMURA	23.071	55 N.DETTWILER	32.738	17	23	1:49.971
18	58 L.LUNETTA	20.348	57 S.NISHIMURA	33.805	13 M.TAPIA HORCAS	23.074	23 D.REAL PÉREZ	32.739	18	69	1:50.027
19	84 Z.VD GOORBERGH	20.363	31 E.O'SHEA	33.841	84 Z.VD GOORBERGH	23.084	80 D.ALONSO GÓMEZ	32.743	19	58	1:50.037
20	13 M.TAPIA HORCAS	20.363	55 N.DETTWILER	33.843	67 G.RIU I MALÉ	23.094	69 R.FUSCO	32.753	20	55	1:50.039
21	17 D.MUÑOZ FERNÁNDEZ	20.369	7 F.FARIOLI	33.856	69 R.FUSCO	23.124	10 N.CARRARO	32.759	21	67	1:50.111
22	10 N.CARRARO	20.370	84 Z.VD GOORBERGH	33.859	5 M.RUDA COMINO	23.150	33 T.BUASRI	32.763	22	70	1:50.122
23	31 E.O'SHEA	20.375	67 G.RIU I MALÉ	33.901	70 J.WHATLEY	23.168	77 M.VOLPI	32.767	23	84	1:50.134
24	23 D.REAL PÉREZ	20.388	80 D.ALONSO GÓMEZ	33.902	10 N.CARRARO	23.173	67 G.RIU I MALÉ	32.776	24	31	1:50.273
25	7 F.FARIOLI	20.419	58 L.LUNETTA	33.909	55 N.DETTWILER	23.180	5 M.RUDA COMINO	32.818	25	10	1:50.286
26	70 J.WHATLEY	20.447	5 M.RUDA COMINO	33.915	31 E.O'SHEA	23.203	84 Z.VD GOORBERGH	32.828	26	7	1:50.363
27	5 M.RUDA COMINO	20.481	45 C.ROUGÉ	33.952	7 F.FARIOLI	23.204	31 E.O'SHEA	32.854	27	5	1:50.364
28	45 C.ROUGÉ	20.488	10 N.CARRARO	33.984	77 M.VOLPI	23.207	7 F.FARIOLI	32.884	28	77	1:50.532
29	77 M.VOLPI	20.542	77 M.VOLPI	34.016	45 C.ROUGÉ	23.289	45 C.ROUGÉ	32.915	29	45	1:50.644
30	19 A.MOROSI	20.691	19 A.MOROSI	34.127	19 A.MOROSI	23.304	19 A.MOROSI	32.925	30	19	1:51.047



**Moto3**

FIM CEV REPSOL CIRCUIT DE BARCELONA- CATALUNYA

Race 1

Best Top Speed

No Rider	Team	Class	Top 1		Top 2		Top 3		Top 4		Top 5		Avg	
			Kph	Lap	Kph	Lap	Kph	Lap	Kph	Lap	Kph	Lap		
5	Marcos RUDA COMINO	GAZZOLARACING	Moto3	248.2	4	241.6	6	241.1	7	240.5	3	238.9	12	242.1
80	David ALONSO GÓMEZ	ASPAR JUNIOR TEAM	Moto3	245.4	12	245.4	11	245.4	8	243.8	9	241.6	2	244.3
23	David REAL PÉREZ	CUNA DE CAMPEONES	Moto3	244.3	16	241.6	5	240.5	2	239.5	13	238.4	11	240.9
32	Takuma MATSUYAMA	ASIA TALENT TEAM	Moto3	244.3	6	242.1	5	240.5	4	237.9	2	235.8	3	240.1
10	Nicola Fabio CARRARO	TM RACING FACTORY TEAM	Moto3	243.8	4	243.2	9	242.7	12	242.1	13	242.1	7	242.8
33	Tatchakorn BUASRI	HONDA RACING THAILAND	Moto3	243.8	10	243.2	9	243.2	7	242.7	11	242.7	8	243.1
55	Noah DETTWILER	TEAM MTA	Moto3	242.7	13	242.7	7	242.7	4	242.1	8	241.6	12	242.4
96	Daniel HOLGADO	ASPAR JUNIOR TEAM	Moto3	242.7	12	241.6	5	241.1	14	240.5	7	240.5	6	241.3
26	Scott James OGDEN	ASPAR JUNIOR TEAM	Moto3	242.1	6	242.1	5	241.6	12	241.6	9	241.1	11	241.7
67	Gerard RIU I MALÉ	MT-FOUNDATION 77	Moto3	242.1	16	242.1	14	240.5	10	240.5	9	240.5	8	241.1
13	Marco TAPIA HORCAS	LEOPARD IMPALA JUNIOR TEAM	Moto3	241.6	3	241.1	4	240.5	6	240.5	2	240.0	16	240.7
24	Ivan ORTOLÁ DIEZ	TEAM MTA	Moto3	241.6	8	241.6	5	241.1	7	240.0	4	239.5	6	240.8
57	Sho NISHIMURA	MT-FOUNDATION 77	Moto3	241.6	4	241.1	3	240.5	8	240.0	9	240.0	5	240.6
58	Luca LUNETTA	AC RACING TEAM	Moto3	241.6	9	241.6	8	241.1	12	241.1	11	241.1	10	241.3
69	Raffaele FUSCO	TM RACING FACTORY TEAM	Moto3	241.6	4	240.5	13	240.5	12	240.5	10	240.5	3	240.7
70	Joshua WHATLEY	TEAM MTA	Moto3	241.6	3	240.5	7	240.5	5	240.0	8	240.0	4	240.5
77	Mattia VOLPI	AGR TEAM	Moto3	241.6	2	240.5	3	237.9	4	237.4	5	236.3	6	238.7
63	Syarifuddin AZMAN	SIC RACING	Moto3	241.1	9	241.1	6	240.0	5	240.0	2	239.5	8	240.3
84	Zonta VD GOORBERGH	TEAM SUPER B	Moto3	241.1	4	240.5	5	239.5	12	239.5	9	239.5	3	240.0
66	Joel KELSO	AGR TEAM	Moto3	240.5	4	240.0	7	239.5	5	239.5	3	239.5	2	239.8
92	Diogo MOREIRA NASCIM	TEAM ESTRELLA GALICIA 0,0	Moto3	240.5	3	236.9	4	235.3	5	234.3	2			236.8
95	Jose Antonio RUEDA RUIZ	TEAM ESTRELLA GALICIA 0,0	Moto3	240.5	14	238.4	11	238.4	3	236.9	6	236.3	12	238.1
20	José Julián GARCÍA GARCÍA	SIC58 SQUADRA CORSE	Moto3	239.5	3	239.5	7	235.8	5	234.8	2	228.4	4	235.6
31	Edward Andrew O'SHEA	BRITISH TALENT TEAM	Moto3	239.5	12	239.5	9	239.5	2	238.9	5	238.4	7	239.2
17	Daniel MUÑOZ FERNÁNDEZ	AVATEL - CARDOSO RACING	Moto3	238.9	3	238.4	2	237.9	15	237.9	4	237.4	7	238.1
19	Alessandro MOROSI	LAGLISSE ACADEMY	Moto3	238.9	3	238.4	2	234.3	13	234.3	8	233.3	10	235.8
7	Filippo FARIOLI	LAGLISSE ACADEMY	Moto3	238.4	9	238.4	5	238.4	2	237.9	12	237.9	8	238.2
64	David MUÑOZ RODRÍGUEZ	AVATEL - CARDOSO RACING	Moto3	238.4	3	237.9	5	237.9	2	237.4	16	236.9	12	237.7
16	Mario Suryo AJI	ASTRA HONDA RACING TEAM	Moto3	237.9	16	237.9	3	237.9	2	235.3	15	234.3	9	236.7
45	Clément ROUGÉ	LAGLISSE ACADEMY	Moto3	234.3	13	234.3	2	233.3	4	232.8	7	232.3	3	233.4
9	Collin VEIJER	AC RACING TEAM	Moto3											
29	Bill VAN EERDE	MT-FOUNDATION 77	Moto3											
38	David SALVADOR GÓMEZ	TM RACING FACTORY TEAM	Moto3											
81	Senna AGIUS	SIC58 SQUADRA CORSE	Moto3											





Moto3
WORLD CHAMPIONSHIP

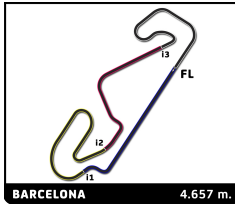
Moto2
EUROPEAN CHAMPIONSHIP

HAWKERS
Talent
CUP

12 - 13 June

CIRCUIT DE BARCELONA-CATALUNYA

FIM CEV REPSOL 2021




Moto3

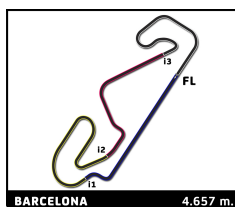
FIM CEV REPSOL CIRCUIT DE BARCELONA- CATALUNYA

Race 1

Fastest Lap Sequence

Elapsed	No Rider	Team	Bike	Class	Time	Kph	Lap
3:44.212	96 Daniel HOLGADO	ASPAR JUNIOR TEAM	GASGAS	Moto3	1:50.782	151.3	2
3:44.325	16 Mario Suryo AJI	ASTRA HONDA RACING TEAM	HONDA	Moto3	1:50.776	151.3	2
3:44.369	20 José Julián GARCÍA GARCÍA	SIC58 SQUADRA CORSE	HONDA	Moto3	1:50.728	151.4	2
3:44.549	63 Syarifuddin AZMAN	SIC RACING	HONDA	Moto3	1:50.684	151.5	2
3:44.950	17 Daniel MUÑOZ FERNÁNDEZ	AVATEL - CARDOSO RACING	KTM	Moto3	1:50.163	152.2	2
3:52.668	24 Ivan ORTOLÁ DIEZ	TEAM MTA	KTM	Moto3	1:49.721	152.8	2
5:42.263	24 Ivan ORTOLÁ DIEZ	TEAM MTA	KTM	Moto3	1:49.595	153.0	3
14:46.753	95 José Antonio RUEDA RUIZ	TEAM ESTRELLA GALICIA 0,0	HONDA	Moto3	1:49.450	153.2	8





Moto3


FIM CEV REPSOL CIRCUIT DE BARCELONA- CATALUNYA

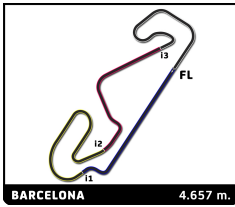
Race 1

Sector Analysis

— Invalidated Lap ■ Personal Best ■ Session Best B Crossing the pit lane

Lap	Time	Sector 1	Sector 2	Sector 3	Sector 4	Elapsed	Lap	Time	Sector 1	Sector 2	Sector 3	Sector 4	Elapsed
5 Marcos RUDA COMINO ESP GAZZOLARACING KTM							13 Marco TAPIA HORCAS ESP LEOPARD IMPALA JUNIOR TEAM HONDA						
1	1:57.260	25.833	35.063	23.461	32.903	1:57.260	1	1:55.215	24.640	34.439	23.441	32.695	1:55.215
2	1:50.752	20.721	33.930	23.150	32.951	3:48.012	2	1:50.340	20.381	33.601	23.298	33.060	3:45.555
3	1:50.815	20.583	34.103	23.311	32.818	5:38.827	3	1:50.188	20.497	33.878	23.101	32.712	5:35.743
4	1:51.120	20.591	34.095	23.401	33.033	7:29.947	4	1:50.334	20.363	34.098	23.138	32.735	7:26.077
5	1:50.918	20.698	33.915	23.340	32.965	9:20.865	5	1:51.403	20.524	34.284	23.816	32.779	9:17.480
6	1:51.671	20.626	34.195	23.313	33.537	11:12.536	6	1:50.677	20.409	34.066	23.277	32.925	11:08.157
7	1:51.662	20.642	34.343	23.391	33.286	13:04.198	7	1:50.608	20.496	33.935	23.175	33.002	12:58.765
8	1:51.557	20.781	34.247	23.341	33.188	14:55.755	8	1:50.928	20.576	33.912	23.285	33.155	14:49.693
9	1:51.416	20.617	34.222	23.382	33.195	16:47.171	9	1:50.825	20.621	34.026	23.236	32.942	16:40.518
10	1:51.849	20.542	34.243	23.436	33.628	18:39.020	10	1:50.884	20.609	34.023	23.361	32.891	18:31.402
11	1:51.925	20.481	34.403	23.456	33.585	20:30.945	11	1:50.889	20.625	34.107	23.279	32.878	20:22.291
12	1:52.726	20.486	34.508	23.554	34.178	22:23.671	12	1:50.960	20.642	34.039	23.235	33.044	22:13.251
13	1:52.238	20.777	34.436	23.537	33.488	24:15.909	13	1:50.588	20.580	34.023	23.128	32.857	24:03.839
14	1:52.945	20.977	34.775	23.651	33.542	26:08.854	14	1:51.593	20.752	34.096	23.443	33.302	25:55.432
15	1:52.380	20.882	34.700	23.409	33.389	28:01.234	15	1:53.385	22.748	34.633	23.074	32.930	27:48.817
16	1:51.957	20.643	34.310	23.412	33.592	29:53.191	16	1:51.103	20.549	34.014	23.233	33.307	29:39.920
7 Filippo FARIOLI ITA LAGLISSE ACADEMY HUSQVARNA							16 Mario Suryo AJI IDN ASTRA HONDA RACING TEAM HONDA						
1	1:58.289	26.170	34.944	23.864	33.311	1:58.289	1	1:53.549	23.683	34.170	22.891	32.805	1:53.549
2	1:51.100	20.559	34.059	23.395	33.087	3:49.389	2	1:50.776	20.564	33.902	23.275	33.035	3:44.325
3	1:51.442	20.765	34.367	23.339	32.971	5:40.831	3	1:50.099	20.205	33.544	23.621	32.729	5:34.424
4	1:50.994	20.549	34.233	23.304	32.908	7:31.825	4	1:50.479	20.759	33.888	23.232	32.600	7:24.903
5	1:50.900	20.744	34.050	23.222	32.884	9:22.725	5	1:50.682	20.993	34.062	23.082	32.545	9:15.585
6	1:50.492	20.462	33.856	23.283	32.891	11:13.217	6	1:50.635	20.903	33.751	23.217	32.764	11:06.220
7	1:51.362	20.450	34.099	23.322	33.491	13:04.579	7	1:50.250	21.048	33.866	23.051	32.285	12:56.470
8	1:50.826	20.497	34.079	23.204	33.046	14:55.405	8	1:50.129	20.427	33.801	23.231	32.670	14:46.599
9	1:51.582	20.419	34.428	23.494	33.241	16:46.987	9	1:50.150	20.588	33.735	23.161	32.666	16:36.749
10	1:51.836	20.577	34.261	23.468	33.530	18:38.823	10	1:50.376	20.732	33.856	23.152	32.636	18:27.125
11	1:52.203	20.801	34.577	23.359	33.466	20:31.026	11	1:50.399	20.644	33.927	23.206	32.622	20:17.524
12	1:52.695	20.518	34.482	23.514	34.181	22:23.721	12	1:50.893	20.623	34.077	23.312	32.881	22:08.417
13	1:52.128	20.528	34.485	23.595	33.520	24:15.849	13	1:50.479	20.496	33.976	23.233	32.774	23:58.896
14	1:53.165	20.727	34.714	24.022	33.702	26:09.014	14	1:51.332	20.783	34.497	23.237	32.815	25:50.228
15	1:52.055	20.561	34.668	23.454	33.372	28:01.069	15	1:51.562	21.021	34.166	23.222	33.153	27:41.790
16	1:51.986	20.637	34.649	23.259	33.441	29:53.055	16	1:52.658	20.211	34.024	23.444	34.979	29:34.448
10 Nicola Fabio CARRARO ITA TM RACING FACTORY TEAM TM RACING							17 Daniel MUÑOZ FERNÁNDEZ ESP AVATEL - CARDOSO RACING KTM						
1	1:56.410	25.393	34.688	23.436	32.893	1:56.410	1	1:54.787	24.553	34.460	23.211	32.563	1:54.787
2	1:51.218	20.524	34.255	23.505	32.934	3:47.628	2	1:50.163	20.369	33.750	23.236	32.808	3:44.950
3	1:50.645	20.384	34.137	23.356	32.768	5:38.273	3	1:50.082	20.707	33.646	23.097	32.632	5:35.032
4	1:50.719	20.536	34.099	23.255	32.829	7:28.992	4	1:50.200	20.424	33.961	23.161	32.654	7:25.232
5	1:50.779	20.607	34.124	23.237	32.811	9:19.771	5	1:50.567	20.593	33.859	23.338	32.777	9:15.799
6	1:51.539	21.073	34.314	23.284	32.868	11:11.310	6	1:50.949	20.527	34.288	23.374	32.760	11:06.748
7	1:50.669	20.419	34.077	23.248	32.925	13:01.979	7	1:50.651	20.671	34.205	22.978	32.797	12:57.399
8	1:50.797	20.787	34.048	23.203	32.759	14:52.776	8	1:50.093	20.482	33.939	23.001	32.671	14:47.492
9	1:51.003	20.468	34.097	23.173	33.265	16:43.779	9	1:49.840	20.396	33.756	23.082	32.606	16:37.332
10	1:50.545	20.517	33.984	23.228	32.816	18:34.324	10	1:50.416	20.587	34.115	23.127	32.587	18:27.748
11	1:50.801	20.404	34.308	23.293	32.796	20:25.125	11	1:50.507	20.472	34.238	23.106	32.691	20:18.255
12	1:50.793	20.516	34.154	23.279	32.844	22:15.918	12	1:50.595	20.508	34.088	23.026	32.973	22:08.850
13	1:51.286	20.370	34.399	23.532	32.985	24:07.204	13	1:50.284	20.482	34.009	23.111	32.682	23:59.134
14	1:51.410	20.751	34.231	23.213	33.215	25:58.614	14	1:51.142	20.669	34.453	23.094	32.926	25:50.276
15	1:51.228	20.696	34.363	23.213	32.956	27:49.842	15	1:51.802	20.618	34.849	23.193	33.142	27:42.078
16	1:51.188	20.561	34.087	23.334	33.206	29:41.030	16	1:50.992	20.502	33.837	23.170	33.483	29:33.070

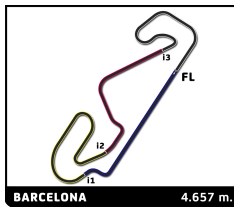




Moto3 FIM CEV REPSOL CIRCUIT DE BARCELONA- CATALUNYA Race 1 Sector Analysis

Lap	Time	Sector 1	Sector 2	Sector 3	Sector 4	Elapsed						
							Lap	Time	Sector 1	Sector 2	Sector 3	Sector 4
19 Alessandro MOROSI ITA												
LAGLISSE ACADEMY HUSQVARNA												
1	1:57.795	25.489	35.356	23.646	33.304	1:57.795						
2	1:51.653	20.806	34.400	23.438	33.009	3:49.448						
3	1:52.060	20.898	34.449	23.425	33.288	5:41.508						
4	1:51.771	20.797	34.374	23.453	33.147	7:33.279						
5	1:52.289	21.070	34.520	23.465	33.234	9:25.568						
6	1:52.767	20.834	34.569	23.615	33.749	11:18.335						
7	1:52.771	21.258	34.750	23.446	33.317	13:11.106						
8	1:51.435	20.714	34.260	23.365	33.096	15:02.541						
9	1:51.606	20.861	34.372	23.448	32.925	16:54.147						
10	1:51.173	20.720	34.127	23.340	32.986	18:45.320						
11	1:51.342	20.725	34.310	23.304	33.003	20:36.662						
12	1:51.716	20.903	34.305	23.415	33.093	22:28.378						
13	1:51.411	20.691	34.308	23.403	33.009	24:19.789						
14	1:51.978	21.043	34.252	23.355	33.328	26:11.767						
15	1:56.532	23.444	35.610	23.676	33.802	28:08.299						
16	1:53.767	21.177	35.038	23.921	33.631	30:02.066						
20 José Julián GARCÍA GARCÍA ESP												
SIC58 SQUADRA CORSE HONDA												
1	1:53.641	24.048	33.950	22.878	32.765	1:53.641						
2	1:50.728	20.368	33.957	23.309	33.094	3:44.369						
3	1:50.096	20.338	33.649	23.217	32.892	5:34.465						
4	1:50.721	20.800	34.026	23.179	32.716	7:25.186						
5	1:50.392	20.507	34.098	23.299	32.488	9:15.578						
6	1:51.100	20.987	34.255	23.205	32.653	11:06.678						
7	18:55.043 B	20.253				30:01.721						
23 David REAL PÉREZ ESP												
CUNA DE CAMPEONES KTM												
1	1:56.301	24.957	34.352	23.861	33.131	1:56.301						
2	1:51.002	20.530	34.202	23.247	33.023	3:47.303						
3	1:50.585	20.457	34.131	23.103	32.894	5:37.888						
4	1:51.022	20.504	34.584	23.195	32.739	7:28.910						
5	1:50.718	20.539	33.993	23.229	32.957	9:19.628						
6	1:51.110	20.986	34.128	23.079	32.917	11:10.738						
7	1:50.582	20.615	33.803	23.167	32.997	13:01.320						
8	1:50.798	20.587	34.058	23.265	32.888	14:52.118						
9	1:50.718	20.657	34.021	23.129	32.911	16:42.836						
10	1:51.080	21.032	34.140	23.075	32.833	18:33.916						
11	1:50.694	20.472	34.151	23.129	32.942	20:24.610						
12	1:50.846	20.758	33.932	23.189	32.967	22:15.456						
13	1:50.892	20.587	34.166	23.061	33.078	24:06.348						
14	1:51.207	20.603	34.240	23.041	33.323	25:57.555						
15	1:51.064	20.954	34.002	23.112	32.996	27:48.619						
16	1:50.553	20.388	34.102	23.167	32.896	29:39.172						
26 Scott James OGDEN GBR												
ASPAR JUNIOR TEAM GASGAS												
1	1:54.576	24.348	34.267	23.170	32.791	1:54.576						
2	1:50.833	20.274	33.964	23.614	32.981	3:45.409						
3	1:50.103	20.479	33.787	23.110	32.727	5:35.512						
4	1:50.397	20.458	34.034	23.167	32.738	7:25.909						
5	1:50.706	20.561	34.264	23.227	32.654	9:16.615						
6	1:51.014	20.431	34.053	23.138	33.392	11:07.629						
7	1:50.244	20.396	34.049	23.065	32.734	12:57.873						
8	1:49.858	20.313	33.790	23.066	32.689	14:47.731						
9	1:50.094	20.321	33.948	23.129	32.696	16:37.825						
10	1:50.299	20.449	33.971	23.112	32.767	18:28.124						
11	1:50.580	20.328	34.123	23.257	32.872	20:18.704						
12	1:50.450	20.295	33.970	23.200	32.985	22:09.154						
13	1:50.815	20.525	34.209	23.212	32.869	23:59.969						
14	1:50.822	20.369	34.261	23.260	32.932	25:50.791						
15	1:51.622	20.831	34.455	23.176	33.160	27:42.413						
16	1:50.917	20.443	34.185	23.335	32.954	29:33.330						
31 Edward Andrew O'SHEA GBR												
BRITISH TALENT TEAM HONDA												
1	1:57.962	25.613	35.380	23.755	33.214	1:57.962						
2	1:51.216	20.481	34.153	23.472	33.110	3:49.178						
3	1:51.210	20.552	34.143	23.451	33.064	5:40.388						
4	1:50.945	20.645	34.132	23.307	32.861	7:31.333						
5	1:50.826	20.660	33.975	23.269	32.922	9:22.159						
6	1:50.633	20.735	33.841	23.203	32.854	11:12.792						
7	1:51.618	20.524	34.160	23.520	33.414	13:04.410						
8	1:50.915	20.391	34.101	23.310	33.113	14:55.325						
9	1:51.664	20.375	34.605	23.470	33.214	16:46.989						
10	1:51.947	20.479	34.618	23.231	33.619	18:38.936						
11	1:51.950	20.468	34.381	23.471	33.630	20:30.886						
12	1:52.981	20.441	34.761	23.630	34.149	22:23.867						
13	1:52.045	20.774	34.411	23.370	33.490	24:15.912						
14	1:52.997	20.520	35.063	23.755	33.659	26:08.909						
15	1:52.100	20.569	34.501	23.573	33.457	28:01.009						
16	1:52.033	20.605	34.365	23.544	33.519	29:53.042						
32 Takuma MATSUYAMA JPN												
ASIA TALENT TEAM HONDA												
1	1:53.475	23.465	33.682	23.040	33.288	1:53.475						
2	1:50.851	20.286	34.097	23.329	33.139	3:44.326						
3	1:50.477	20.849	33.742	23.025	32.861	5:34.803						
4	1:50.815	20.299	34.454	23.191	32.871	7:25.618						
5	1:50.796	20.557	34.447	23.136	32.656	9:16.414						
6	15:47.829 B	20.513	33.968	23.240	...	25:04.243						

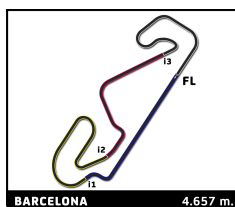


**Moto3****FIM CEV REPSOL CIRCUIT DE BARCELONA- CATALUNYA****Race 1****Sector Analysis**

— Invalidated Lap ■ Personal Best ■ Session Best B Crossing the pit lane

Lap	Time	Sector 1	Sector 2	Sector 3	Sector 4	Elapsed	Lap	Time	Sector 1	Sector 2	Sector 3	Sector 4	Elapsed		
33	Tatchakorn BUASRI THA HONDA RACING THAILAND HONDA							57	Sho NISHIMURA JPN MT-FOUNDATION 77 KTM						
1	1:56.172	25.319	34.770	23.121	32.962	1:56.172	1	1:57.263	25.225	35.695	23.614	32.729	1:57.263		
2	1:51.047	20.563	34.186	23.158	33.140	3:47.219	2	1:50.433	20.531	33.911	23.258	32.733	3:47.696		
3	1:50.507	20.677	33.658	23.167	33.005	5:37.726	3	1:50.797	20.658	34.103	23.180	32.856	5:38.493		
4	1:52.953	22.675	34.327	23.188	32.763	7:30.679	4	1:51.326	20.613	34.075	23.622	33.016	7:29.819		
5	1:50.221	20.412	33.723	23.086	33.000	9:20.900	5	1:50.191	20.517	33.805	23.127	32.742	9:20.010		
6	1:50.873	20.343	34.563	23.165	32.802	11:11.773	6	1:50.533	20.272	34.069	23.263	32.929	11:10.543		
7	1:50.979	20.621	34.270	23.180	32.908	13:02.752	7	1:51.215	21.010	34.083	23.137	32.985	13:01.758		
8	1:50.460	20.440	34.079	23.095	32.846	14:53.212	8	1:50.676	20.765	33.915	23.193	32.803	14:52.434		
9	1:50.406	20.285	33.940	23.062	33.119	16:43.618	9	1:50.584	20.535	34.012	23.153	32.884	16:43.018		
10	1:50.170	20.370	33.801	23.151	32.848	18:33.788	10	1:50.404	20.433	33.967	23.189	32.815	18:33.422		
11	1:50.711	20.487	33.926	23.174	33.124	20:24.499	11	1:51.092	20.733	34.227	23.148	32.984	20:24.514		
12	1:50.605	20.653	33.875	23.099	32.978	22:15.104	12	1:51.095	20.941	34.092	23.071	32.991	22:15.609		
13	1:51.171	20.452	34.389	23.208	33.122	24:06.275	13	1:51.139	20.318	34.607	23.143	33.071	24:06.748		
14	1:51.494	20.529	34.667	23.286	33.012	25:57.769	14	1:51.100	20.636	34.228	23.343	32.893	25:57.848		
15	1:50.694	20.403	34.036	23.194	33.061	27:48.463	15	1:51.351	20.720	34.513	23.317	32.801	27:49.199		
16	1:50.362	20.337	33.860	23.165	33.000	29:38.825	16	1:50.724	20.499	34.039	23.083	33.103	29:39.923		
45	Clément ROUGÉ FRA LAGLISSE ACADEMY HUSQVARNA							58	Luca LUNETTA ITA AC RACING TEAM HUSQVARNA						
1	2:04.186	25.019	42.184	23.986	32.997	2:04.186	1	1:56.668	24.658	35.631	23.383	32.996	1:56.668		
2	1:50.933	20.550	33.952	23.430	33.001	3:55.119	2	1:50.885	20.492	34.103	23.296	32.994	3:47.553		
3	1:50.893	20.679	34.010	23.289	32.915	5:46.012	3	1:50.910	20.562	34.088	23.212	33.048	5:38.463		
4	1:51.149	20.608	33.988	23.505	33.048	7:37.161	4	1:50.861	20.718	34.086	23.324	32.733	7:29.324		
5	1:51.115	20.667	34.050	23.375	33.023	9:28.276	5	1:51.480	20.417	34.668	23.372	33.023	9:20.804		
6	1:51.200	20.616	34.076	23.364	33.144	11:19.476	6	1:50.838	20.589	33.922	23.273	33.054	11:11.642		
7	1:51.516	20.596	34.287	23.354	33.279	13:10.992	7	1:50.786	20.456	34.179	23.205	32.946	13:02.428		
8	1:51.491	20.659	34.258	23.440	33.134	15:02.483	8	1:50.744	20.557	34.002	23.126	33.059	14:53.172		
9	1:51.408	20.675	34.216	23.387	33.130	16:53.891	9	1:50.962	20.441	34.019	23.160	33.342	16:44.134		
10	1:51.336	20.620	34.164	23.415	33.137	18:45.227	10	1:50.818	20.348	34.208	23.285	32.977	18:34.952		
11	1:51.422	20.575	34.328	23.409	33.110	20:36.649	11	1:50.635	20.391	34.059	23.197	32.988	20:25.587		
12	1:51.683	20.715	34.300	23.467	33.201	22:28.332	12	1:50.588	20.544	33.997	23.201	32.846	22:16.175		
13	1:51.423	20.488	34.214	23.490	33.231	24:19.755	13	1:50.725	20.595	34.014	23.159	32.957	24:06.900		
14	1:51.632	20.821	34.210	23.431	33.170	26:11.387	14	1:51.064	20.639	34.178	23.329	32.918	25:57.964		
55	Noah DETTWILER CHE TEAM MTA KTM							63	Syarifuddin AZMAN MYS SIC RACING HONDA						
1	1:57.052	25.434	35.284	23.554	32.780	1:57.052	1	1:53.865	24.023	34.144	23.096	32.602	1:53.865		
2	1:51.062	20.592	33.884	23.421	33.165	3:48.114	2	1:50.684	20.485	33.772	23.526	32.901	3:44.549		
3	1:50.877	20.608	34.196	23.335	32.738	5:38.991	3	1:50.382	20.742	33.810	23.156	32.674	5:34.931		
4	1:51.103	20.572	34.078	23.581	32.872	7:30.094	4	1:50.758	20.859	33.990	23.154	32.755	7:25.689		
5	1:51.102	20.518	34.225	23.446	32.913	9:21.196	5	1:51.106	20.677	34.551	23.268	32.610	9:16.795		
6	1:50.523	20.522	33.843	23.235	32.923	11:11.719	6	1:50.872	20.402	34.128	23.162	33.180	11:07.667		
7	1:51.228	20.746	34.153	23.447	32.882	13:02.947	7	1:49.889	20.496	33.712	23.052	32.629	12:57.556		
8	1:50.794	20.533	34.146	23.180	32.935	14:53.741	8	1:49.508	20.423	33.664	22.933	32.488	14:47.064		
9	1:50.605	20.454	33.939	23.190	33.022	16:44.346	9	1:50.137	20.454	33.836	23.071	32.776	16:37.201		
10	1:50.703	20.278	34.183	23.324	32.918	18:35.049	10	1:50.456	20.610	34.083	23.073	32.690	18:27.657		
11	1:50.639	20.416	34.085	23.303	32.835	20:25.688	11	1:50.502	20.423	34.139	23.183	32.757	20:18.159		
12	1:50.416	20.290	33.965	23.220	32.941	22:16.104	12	1:50.769	20.415	34.114	23.167	33.073	22:08.928		
13	1:51.390	20.693	34.228	23.424	33.045	24:07.494	13	1:50.661	20.609	34.152	23.034	32.866	23:59.589		
14	1:50.776	20.383	34.000	23.437	32.956	25:58.270	14	1:50.808	20.373	34.392	23.229	32.814	25:50.397		
15	1:51.260	20.571	34.456	23.338	32.895	27:49.530	15	1:51.707	21.156	34.249	23.157	33.145	27:42.104		
16	1:50.578	20.449	33.982	23.264	32.883	29:40.108	16	1:50.449	20.272	33.963	23.413	32.801	29:32.553		





Moto3

FIM CEV REPSOL CIRCUIT DE BARCELONA- CATALUNYA

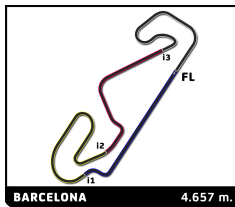
Race 1

Sector Analysis

— Invalidated Lap ■ Personal Best ■ Session Best B Crossing the pit lane

Lap	Time	Sector 1	Sector 2	Sector 3	Sector 4	Elapsed	Lap	Time	Sector 1	Sector 2	Sector 3	Sector 4	Elapsed		
64	David MUÑOZ RODRÍGUEZ						ESP	69	Raffaele FUSCO						ITA
AVATEL - CARDOSO RACING							TM RACING FACTORY TEAM							TM RACING	
KTM							KTM								
1	1:54.055	24.476	33.968	23.044	32.567	1:54.055	1	1:56.079	25.268	34.541	23.220	33.050	1:56.079		
2	1:50.716	20.597	33.863	23.321	32.935	3:44.771	2	1:51.091	20.347	34.194	23.441	33.109	3:47.170		
3	1:50.413	20.643	33.999	23.096	32.675	5:35.184	3	1:50.947	20.734	34.104	23.181	32.928	5:38.117		
4	1:50.379	20.501	34.001	23.125	32.752	7:25.563	4	1:50.679	20.513	34.146	23.196	32.824	7:28.796		
5	1:50.495	20.731	34.038	23.001	32.725	9:16.058	5	1:50.930	20.456	34.311	23.295	32.868	9:19.726		
6	1:50.392	20.391	34.075	23.118	32.808	11:06.450	6	1:51.092	20.629	34.345	23.365	32.753	11:10.818		
7	1:50.796	20.762	34.142	23.081	32.811	12:57.246	7	1:50.797	20.591	34.143	23.124	32.939	13:01.615		
8	1:49.747	20.490	33.794	22.950	32.513	14:46.993	8	1:51.015	20.989	33.984	23.224	32.818	14:52.630		
9	1:50.169	20.391	33.835	23.113	32.830	16:37.162	9	1:50.602	20.494	34.088	23.165	32.855	16:43.232		
10	1:50.264	20.417	33.984	23.143	32.720	18:27.426	10	1:50.485	20.482	33.959	23.156	32.888	18:33.717		
11	1:50.459	20.592	34.036	23.117	32.714	20:17.885	11	1:51.185	20.808	34.385	23.145	32.847	20:24.902		
12	1:50.746	20.388	34.166	23.211	32.981	22:08.631	12	1:50.835	20.635	34.137	23.127	32.936	22:15.737		
13	1:50.459	20.474	34.009	23.165	32.811	23:59.090	13	1:50.897	20.377	34.284	23.206	33.030	24:06.634		
14	1:50.995	20.507	34.413	23.190	32.885	25:50.085	14	1:51.471	20.588	34.327	23.692	32.864	25:58.105		
15	1:51.817	21.066	34.359	23.320	33.072	27:41.902	15	1:51.321	20.652	34.247	23.477	32.945	27:49.426		
16	1:50.813	20.304	33.993	23.360	33.156	29:32.715	16	1:50.263	20.399	33.803	23.193	32.868	29:39.689		
66	Joel KELSO						AUS	70	Joshua WHATLEY						GBR
AGR TEAM							TEAM MTA							KTM	
KTM							KTM								
1	1:53.949	23.951	34.276	23.210	32.512	1:53.949	1	1:54.519	24.290	34.235	23.173	32.821	1:54.519		
2	1:50.933	20.590	34.151	23.273	32.919	3:44.882	2	1:50.551	20.690	33.829	23.307	32.725	3:45.070		
3	1:50.621	20.593	34.053	23.175	32.800	5:35.503	3	1:50.738	20.574	34.137	23.227	32.800	5:35.808		
4	1:50.712	20.654	34.086	23.206	32.766	7:26.215	4	1:50.590	20.447	34.106	23.301	32.736	7:26.398		
5	1:51.142	20.508	34.373	23.290	32.971	9:17.357	5	1:50.687	20.450	34.051	23.317	32.869	9:17.085		
6	1:50.601	20.627	33.828	23.224	32.922	11:07.958	6	1:50.740	20.471	33.889	23.328	33.052	11:07.825		
7	1:50.272	20.530	33.914	23.051	32.777	12:58.230	7	1:50.534	20.600	33.782	23.276	32.876	12:58.359		
8	1:50.092	20.342	33.799	23.156	32.795	14:48.322	8	1:50.231	20.457	33.805	23.168	32.801	14:48.590		
9	1:50.491	20.511	33.928	23.203	32.849	16:38.813	9	1:50.557	20.478	33.954	23.248	32.877	16:39.147		
10	1:50.916	20.556	33.999	23.235	33.126	18:29.729	10	1:50.649	20.454	33.940	23.315	32.940	18:29.796		
11	1:51.303	20.752	34.155	23.336	33.060	20:21.032	11	1:51.205	20.605	34.135	23.314	33.151	20:21.001		
12	1:50.956	20.658	33.949	23.271	33.078	22:11.988	12	1:51.074	20.578	34.265	23.282	32.949	22:12.075		
13	1:51.723	20.565	34.023	23.318	33.817	24:03.711	13	1:51.224	20.613	34.098	23.325	33.188	24:03.299		
14	1:51.595	20.720	34.137	23.426	33.312	25:55.306	14	1:52.184	20.705	34.297	23.621	33.561	25:55.483		
15	1:51.479	20.789	34.149	23.443	33.098	27:46.785	15	1:51.365	20.792	34.161	23.398	33.014	27:46.848		
16	1:51.305	20.671	34.150	23.399	33.085	29:38.090	16	1:51.311	20.801	34.118	23.338	33.054	29:38.159		
67	Gerard RIU I MALÉ						ESP	77	Mattia VOLPI						ITA
MT-FOUNDATION 77							AGR TEAM							KTM	
KTM							KTM								
1	1:55.657	24.845	34.373	23.535	32.904	1:55.657	1	1:58.463	25.707	35.587	23.736	33.433	1:58.463		
2	1:51.423	20.675	34.182	23.437	33.129	3:47.080	2	1:51.110	20.568	34.097	23.369	33.076	3:49.573		
3	1:50.638	20.404	34.003	23.296	32.935	5:37.718	3	1:50.938	20.659	34.016	23.207	33.056	5:40.511		
4	1:51.024	20.783	34.068	23.181	32.992	7:28.742	4	1:51.070	20.644	34.268	23.391	32.767	7:31.581		
5	1:50.863	20.408	34.153	23.280	33.022	9:19.605	5	1:50.927	20.651	34.146	23.295	32.835	9:22.508		
6	1:51.051	20.868	34.108	23.169	32.906	11:10.656	6	2:26.758	20.542	34.118	23.409	1:08.689	11:49.266		
7	1:50.872	20.498	34.259	23.154	32.961	13:01.528	7	1:53.847	21.332	35.084	23.993	33.438	13:43.113		
8	1:50.869	20.721	34.029	23.269	32.850	14:52.397	8	1:52.717	21.091	34.547	23.859	33.220	15:35.830		
9	1:50.711	20.639	34.046	23.111	32.915	16:43.108	9	2:08.907	21.128	36.333	24.469	46.977	17:44.737		
10	1:50.372	20.536	33.901	23.159	32.776	18:33.480									
11	1:50.593	20.426	34.162	23.201	32.804	20:24.073									
12	1:50.948	20.761	34.073	23.145	32.969	22:15.021									
13	1:51.493	20.734	34.396	23.315	33.048	24:06.514									
14	1:51.208	20.559	34.324	23.226	33.099	25:57.722									
15	1:50.828	20.583	34.122	23.094	33.029	27:48.550									
16	1:50.538	20.340	33.994	23.170	33.034	29:39.088									
80	David ALONSO GÓMEZ						COL								
ASPAR JUNIOR TEAM							GASGAS								
GASGAS															
1	1:55.829	24.492	34.643	23.833	32.861	1:55.829									
2	1:51.178	20.426	34.268	23.431	33.053	3:47.007									
3	1:50.825	20.588	34.168	23.149	32.920	5:37.832									
4	1:50.844	20.454	33.988	23.376	33.026	7:28.676									



**Moto3****FIM CEV REPSOL CIRCUIT DE BARCELONA- CATALUNYA****Race 1****Sector Analysis**

— Invalidated Lap

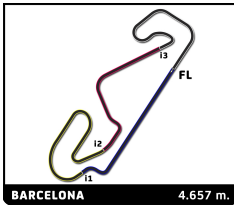
■ Personal Best

■ Session Best

B Crossing the pit lane

Lap	Time	Sector 1	Sector 2	Sector 3	Sector 4	Elapsed	Lap	Time	Sector 1	Sector 2	Sector 3	Sector 4	Elapsed
5	1:53.393	22.652	34.526	23.285	32.930	9:22.069	16	1:50.756	20.641	33.874	23.270	32.971	29:32.825
6	1:50.511	20.464	33.944	23.214	32.889	11:12.580	96 Daniel HOLGADO ESP						
7	1:50.234	20.296	34.021	23.126	32.791	13:02.814	ASPAR JUNIOR TEAM GASGAS						
8	1:50.712	20.481	34.176	23.076	32.979	14:53.526	1	1:53.430	23.366	33.926	22.881	33.257	1:53.430
9	1:50.400	20.340	33.902	23.059	33.099	16:43.926	2	1:50.782	20.374	33.976	23.303	33.129	3:44.212
10	1:50.195	20.242	33.961	23.163	32.829	18:34.121	3	1:50.312	20.368	33.536	23.250	33.158	5:34.524
11	1:50.683	20.470	34.152	23.082	32.979	20:24.804	4	1:51.778	22.320	33.877	22.914	32.667	7:26.302
12	1:50.429	20.236	34.174	23.142	32.877	22:15.233	5	1:50.056	20.163	34.076	23.093	32.724	9:16.358
13	1:50.787	20.472	34.131	23.196	32.988	24:06.020	6	1:50.234	20.353	33.957	23.197	32.727	11:06.592
14	1:51.476	20.488	34.268	23.389	33.331	25:57.496	7	1:49.754	20.142	33.829	23.071	32.712	12:56.346
15	1:50.622	20.562	34.018	23.213	32.829	27:48.118	8	1:50.203	20.373	33.810	23.219	32.801	14:46.549
16	1:50.125	20.399	33.928	23.055	32.743	29:38.243	9	1:50.467	20.348	33.899	23.210	33.010	16:37.016
84 Zonta VD GOORBERGH NLD													
TEAM SUPER B HONDA													
1	1:56.014	24.963	34.609	23.398	33.044	1:56.014	10	1:50.349	20.219	34.213	23.158	32.759	18:27.365
2	1:51.463	20.654	34.069	23.372	33.368	3:47.477	11	1:50.753	20.249	34.509	23.160	32.835	20:18.118
3	1:51.238	20.784	34.311	23.200	32.943	5:38.715	12	1:50.701	20.260	34.128	23.247	33.066	22:08.819
4	1:51.281	20.616	34.090	23.476	33.099	7:29.996	13	1:50.729	20.555	34.154	23.113	32.907	23:59.548
5	1:50.415	20.467	33.859	23.157	32.932	9:20.411	14	1:50.603	20.261	34.280	23.169	32.893	25:50.151
6	1:50.828	20.601	33.961	23.318	32.948	11:11.239	15	1:51.548	20.838	34.296	23.231	33.183	27:41.699
7	1:50.994	20.694	34.031	23.189	33.080	13:02.233	16	1:51.333	20.495	34.254	23.212	33.372	29:33.032
8	1:51.205	20.853	34.118	23.133	33.101	14:53.438							
9	1:50.795	20.571	33.918	23.084	33.222	16:44.233							
10	1:50.982	20.500	34.091	23.462	32.929	18:35.215							
11	1:50.666	20.363	34.239	23.232	32.832	20:25.881							
12	1:50.389	20.410	33.999	23.152	32.828	22:16.270							
13	1:51.130	20.613	34.276	23.306	32.935	24:07.400							
14	1:51.326	20.628	33.980	23.338	33.380	25:58.726							
15	1:50.992	20.667	34.090	23.295	32.940	27:49.718							
16	1:50.620	20.485	33.904	23.261	32.970	29:40.338							
92 Diogo MOREIRA NASCIM BRA													
TEAM ESTRELLA GALICIA 0,0 HONDA													
1	1:53.814	23.503	34.438	23.216	32.657	1:53.814							
2	1:50.880	20.629	33.917	23.370	32.964	3:44.694							
3	1:50.067	20.374	33.663	23.049	32.981	5:34.761							
4	1:50.366	20.271	34.095	23.186	32.814	7:25.127							
5	1:51.178	20.491	34.780	23.137	32.770	9:16.305							
95 Jose Antonio RUEDA RUIZ ESP													
TEAM ESTRELLA GALICIA 0,0 HONDA													
1	1:53.685	23.770	33.891	22.994	33.030	1:53.685							
2	1:50.766	20.545	34.016	23.299	32.906	3:44.451							
3	1:50.189	20.458	33.617	23.165	32.949	5:34.640							
4	1:50.711	20.936	33.909	23.161	32.705	7:25.351							
5	1:50.607	20.695	33.993	23.095	32.824	9:15.958							
6	1:50.389	20.246	34.105	23.127	32.911	11:06.347							
7	1:50.956	20.992	34.126	23.040	32.798	12:57.303							
8	1:49.450	20.276	33.668	23.072	32.434	14:46.753							
9	1:50.342	20.336	33.912	23.228	32.866	16:37.095							
10	1:50.484	20.603	34.015	23.079	32.787	18:27.579							
11	1:50.195	20.331	33.969	23.146	32.749	20:17.774							
12	1:50.778	20.313	34.001	23.415	33.049	22:08.552							
13	1:50.761	20.643	34.236	23.112	32.770	23:59.313							
14	1:50.643	20.195	34.177	23.296	32.975	25:49.956							
15	1:52.113	21.437	34.185	23.159	33.332	27:42.069							



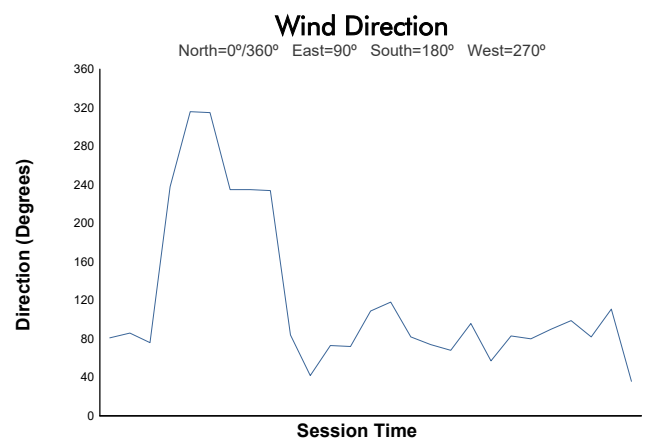
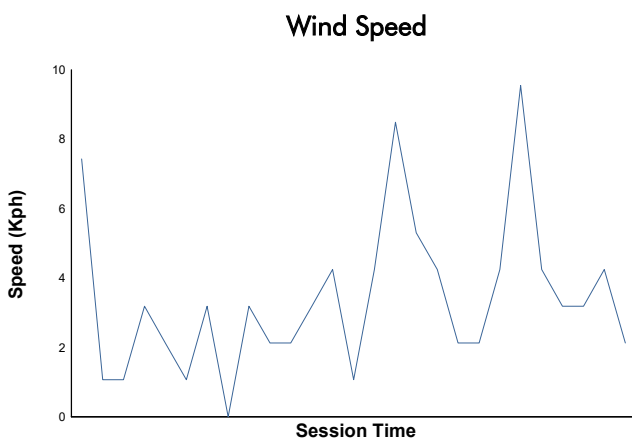
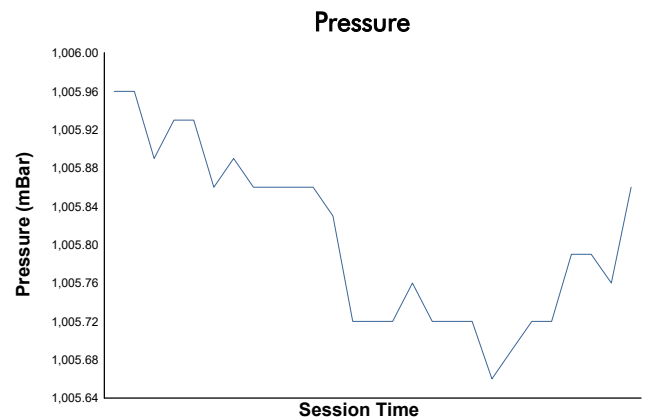
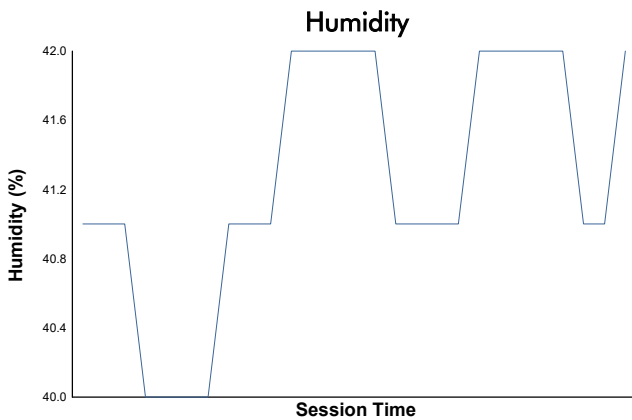
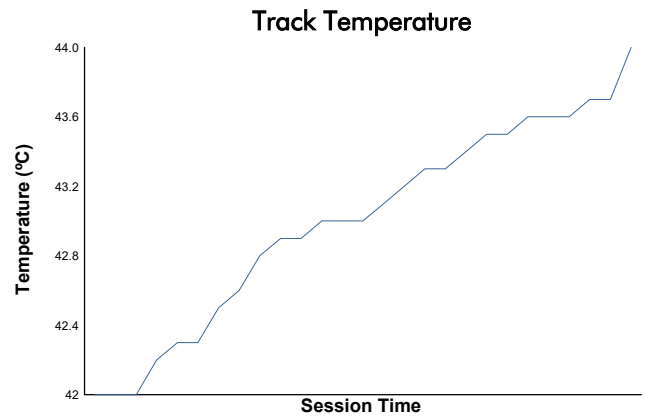
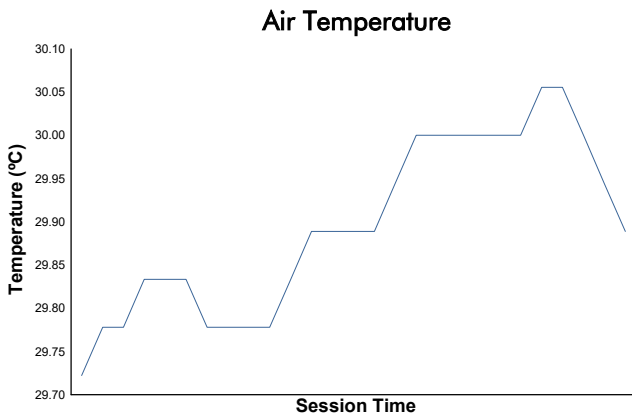


FIM CEV REPSOL CIRCUIT DE BARCELONA- CATALUNYA

Moto3

Race 1

Weather Report



Track Status: **DRY**

