**Moto2****FIM CEV REPSOL CIRCUIT DE BARCELONA-
Race 2 (17 Laps, 79.2 km.)****Classification**

No	Rider	Nat	Team	Bike	Tires	Cl.	Laps	Total Time	Gap	Kph	Best Lap		
											Lap	Time	Kph
1	54 Fermín ALDEGUER	ESP	BOSCOSCURO TALENT TEAM-CIATTI	BOSCOSCURO	Moto2		17	30:01.446	-	158.2	6	1:45.171	159.4
2	21 Alonso LÓPEZ	ESP	BOSCOSCURO TALENT TEAM-CIATTI	BOSCOSCURO	Moto2		17	30:07.282	+5.836	157.7	4	1:45.365	159.1
3	3 Lukas TULOVIC	DEU	LIQUI MOLY INTACT SIC RACING TEAM	KALEX	Moto2		17	30:18.235	+16.789	156.8	7	1:46.138	158.0
4	7 Adam NORRODIN	MYS	LIQUI MOLY INTACT SIC RACING TEAM	KALEX	Moto2		17	30:22.746	+21.300	156.4	5	1:46.327	157.7
5	18 Xavi CARDELUS GARCIA	AND	PROMORACING	KALEX	Moto2		17	30:22.865	+21.419	156.4	3	1:46.261	157.8
6	55 Alex TOLEDO ROMERO	ESP	EASYRACE TEAM	KALEX	Moto2		17	30:33.859	+32.413	155.4	2	1:47.058	156.6
7	16 Aleix VIU COTOLI	ESP	EASYRACE TEAM	KALEX	Moto2		17	30:35.407	+33.961	155.3	2	1:47.176	156.4
8	8 Alessandro ZETTI	ITA	SF RACING	KALEX	Moto2		17	30:39.909	+38.463	154.9	5	1:47.470	156.0
9	35 Sam WILFORD	GBR	AGR TEAM	KALEX	Moto2		17	30:41.189	+39.743	154.8	3	1:47.435	156.0
10	11 Alex ESCRIG RECHE	ESP	FAU55 TEY RACING	YAMAHA	STK600		17	30:42.750	+41.304	154.7	2	1:47.348	156.2
11	13 Mattia RATO	ITA	PROMORACING	KALEX	Moto2		17	31:01.188	+59.742	153.1	2	1:46.622	157.2
12	50 Ondrej VOSTATEK	CZE	FAU55 TEY RACING	YAMAHA	STK600		17	31:03.330	+1:01.884	153.0	10	1:48.864	154.0
13	44 Kevin ORGIS	DEU	AVINTIA ESPONSORAMA JUNIOR TEAM	YAMAHA	STK600		17	31:03.475	+1:02.029	152.9	2	1:48.753	154.2
14	45 Leon ORGIS	DEU	AVINTIA ESPONSORAMA JUNIOR TEAM	YAMAHA	STK600		17	31:03.998	+1:02.552	152.9	6	1:48.942	153.9
15	10 Guillermo MORENO	MEX	SIMA MAYAN PAKOSTA 37	YAMAHA	STK600		17	31:17.707	+1:16.261	151.8	3	1:48.814	154.1
16	49 Alex PEREZ VIADEL	ESP	H43TEAMNOBBY	YAMAHA	STK600		17	31:24.820	+1:23.374	151.2	11	1:50.062	152.3
17	62 Jared SCHULTZ KARL	ZAF	FIFTY- MOTORSPORT	YAMAHA	STK600		17	31:30.646	+1:29.200	150.7	5	1:49.800	152.7
18	20 Dimas EKKY PRATAMA	IDN	PERTAMINA MANDALIKA SAG STYLOBIKE FIVIC TEAM	KALEX	Moto2		17	31:44.475	+1:43.029	149.7	7	1:46.976	156.7
19	87 Gian MERTENS	BEL	DHOLDA RACING	KALEX	Moto2		17	31:47.518	+1:46.072	149.4	7	1:51.344	150.6
20	40 Federico MENOZZI	ITA	FAU55 TEY RACING	YAMAHA	STK600		15	31:08.578	2 Laps	134.6	2	1:56.351	144.1
21	32 Kyle PAZ	PHL	VR46 MASTER CAMP TEAM	KALEX	Moto2		12	31:04.785	5 Laps	107.9	11	1:48.965	153.9
Not classified													
99	Oscar GUTIERREZ IGLE	ESP	BULTACO RACING	BULTACO	Moto2		8	14:59.762			2	1:48.077	155.1
52	Jorel BOERBOOM	NLD	BOERBOOM RACING	KALEX	Moto2		7	14:05.779			2	1:50.679	151.5
74	Piotr BIESIEKIRSKI	POL	PERTAMINA MANDALIKA SAG STYLOBIKE FIVIC TEAM	KALEX	Moto2		5	8:57.907			4	1:46.506	157.4

Pole Position:**Fastest Lap:**

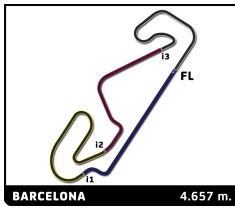
Lapó	Fermín ALDEGUER	1:45.171	159.4 Kph
------	-----------------	-----------------	-----------

Published at:

Track Status: **DRY**

Race Director:	Timekeeper:
-----------------------	--------------------



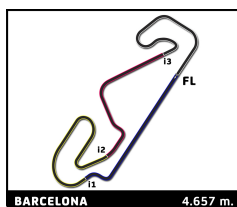


Moto2 FIM CEV REPSOL CIRCUIT DE BARCELONA- CATALUNYA Race 2

Lap Chart

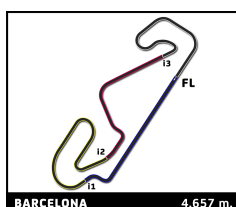
No	Pos	Grid	Lap																
			1	2	3	4	5	6	7	8	9	10	11	12	13	14	15	16	17
54	1	54	54	54	54	54	54	54	54	54	54	54	54	54	54	54	54	54	54
21	2	21	21	21	21	21	21	21	21	21	21	21	21	21	21	21	21	21	21
3	3	3	3	3	3	3	3	3	3	3	3	3	3	3	3	3	3	3	3
55	4	55	7	7	18	18	18	18	18	18	18	18	18	18	18	18	18	18	7
7	5	7	18	18	7	7	7	7	7	7	7	7	7	7	7	7	7	7	18
18	6	18	55	55	74	74	74	13	55	55	55	55	55	55	55	55	55	55	55
74	7	74	74	74	55	55	13	55	13	13	13	16	16	16	16	16	16	16	16
35	8	35	16	16	13	13	55	16	16	16	16	35	35	35	35	35	35	35	8
20	9	20	99	13	16	16	16	35	35	35	35	8	8	8	8	8	8	8	35
99	10	99	13	99	35	35	35	8	8	8	8	11	11	11	11	11	11	11	11
16	11	16	35	35	8	8	8	11	11	11	11	13	13	13	13	13	13	13	13
13	12	13	8	8	99	11	11	99	99	50	44	50	50	50	50	44	44	50	50
11	13	11	45	11	11	99	99	50	44	44	50	44	44	44	44	50	50	44	44
8	14	8	11	45	45	44	50	44	50	45	45	45	45	45	45	45	45	45	45
50	15	50	44	44	44	50	44	45	45	10	10	10	10	10	10	10	10	10	10
32	16	32	49	10	10	10	45	10	10	62	62	62	49	49	49	49	49	49	49
45	17	45	50	50	50	45	10	49	49	49	49	49	62	62	62	62	62	62	62
62	18	62	10	49	49	49	49	62	62	99	87	87	87	87	87	87	87	87	20
10	19	10	52	52	62	62	62	87	87	87	20	20	20	20	20	20	20	20	87
49	20	49	62	62	52	87	87	52	40	20	40	40	40	40	40	40	40	40	40
52	21	52	87	87	87	40	40	40	20	40	32	32	32	32					
87	22	87	40	40	40	52	52	20	52	32									
44	23	44	20	20	20	20	20	32	32										
40	24	40	32	32	32	32													



**Moto2****FIM CEV REPSOL CIRCUIT DE BARCELONA- CATALUNYA****Race 2****Best Sector Times**

Sector 1			Sector 2			Sector 3			Sector 4			Pos	No	Ideal Lap	Best Lap
Pos	No Rider	Time	No Rider	Time	No Rider	Time	No Rider	Time	Pos	No					
1	21 A.LÓPEZ	18.739	54 F.ALDEGUER	32.680	54 F.ALDEGUER	21.745	54 F.ALDEGUER	31.855	1	54	1:45.052	1:45.171	(1)		
2	54 F.ALDEGUER	18.772	21 A.LÓPEZ	32.832	21 A.LÓPEZ	21.875	21 A.LÓPEZ	31.871	2	21	1:45.317	1:45.365	(2)		
3	74 P.BIESIEKIRSKI	18.848	18 X.CARDELLUS GARCIA	32.881	3 L.TULOVIC	22.007	3 L.TULOVIC	32.137	3	18	1:46.003	1:46.261	(4)		
4	3 L.TULOVIC	18.868	3 L.TULOVIC	33.010	18 X.CARDELLUS GARCIA	22.027	7 A.NORRODIN	32.152	4	3	1:46.022	1:46.138	(3)		
5	7 A.NORRODIN	18.880	74 P.BIESIEKIRSKI	33.025	7 A.NORRODIN	22.032	18 X.CARDELLUS GARCIA	32.183	5	7	1:46.131	1:46.327	(5)		
6	18 X.CARDELLUS GARCIA	18.912	7 A.NORRODIN	33.067	13 M.RATO	22.099	74 P.BIESIEKIRSKI	32.206	6	74	1:46.214	1:46.506	(6)		
7	13 M.RATO	18.981	13 M.RATO	33.133	74 P.BIESIEKIRSKI	22.135	13 M.RATO	32.263	7	13	1:46.476	1:46.622	(7)		
8	20 D.EKKY PRATAMA	19.021	55 A.TOLED0 ROMERO	33.139	20 D.EKKY PRATAMA	22.169	8 A.ZETTI	32.322	8	20	1:46.788	1:46.976	(8)		
9	35 S.WILFORD	19.045	20 D.EKKY PRATAMA	33.225	16 A.VIU COTOLI	22.181	20 D.EKKY PRATAMA	32.373	9	55	1:46.836	1:47.058	(9)		
10	55 A.TOLED0 ROMERO	19.061	8 A.ZETTI	33.275	55 A.TOLED0 ROMERO	22.182	16 A.VIU COTOLI	32.395	10	16	1:47.066	1:47.176	(10)		
11	11 A.ESCRIG RECHE	19.070	11 A.ESCRIG RECHE	33.288	11 A.ESCRIG RECHE	22.258	55 A.TOLED0 ROMERO	32.454	11	8	1:47.091	1:47.470	(13)		
12	16 A.VIU COTOLI	19.158	16 A.VIU COTOLI	33.332	35 S.WILFORD	22.286	11 A.ESCRIG RECHE	32.591	12	11	1:47.207	1:47.348	(11)		
13	8 A.ZETTI	19.189	35 S.WILFORD	33.371	8 A.ZETTI	22.305	35 S.WILFORD	32.648	13	35	1:47.350	1:47.435	(12)		
14	32 K.PAZ	19.326	99 O.GUTIERREZ IGLE	33.502	99 O.GUTIERREZ IGLE	22.391	99 O.GUTIERREZ IGLE	32.686	14	99	1:48.021	1:48.077	(14)		
15	50 O.VOSTATEK	19.396	32 K.PAZ	33.590	44 K.ORGIS	22.484	10 G.MORENO	32.815	15	50	1:48.498	1:48.864	(17)		
16	10 G.MORENO	19.432	45 L.ORGIS	33.611	45 L.ORGIS	22.507	50 O.VOSTATEK	32.820	16	44	1:48.534	1:48.753	(15)		
17	99 O.GUTIERREZ IGLE	19.442	44 K.ORGIS	33.614	50 O.VOSTATEK	22.520	45 L.ORGIS	32.928	17	45	1:48.548	1:48.942	(18)		
18	44 K.ORGIS	19.452	10 G.MORENO	33.711	32 K.PAZ	22.609	62 J.SCHULTZ KARL	32.976	18	32	1:48.596	1:48.965	(19)		
19	52 J.BOERBOOM	19.470	50 O.VOSTATEK	33.762	10 G.MORENO	22.664	44 K.ORGIS	32.984	19	10	1:48.622	1:48.814	(16)		
20	45 L.ORGIS	19.502	62 J.SCHULTZ KARL	33.941	49 A.PEREZ VIADEL	22.810	32 K.PAZ	33.071	20	62	1:49.523	1:49.800	(20)		
21	49 A.PEREZ VIADEL	19.620	49 A.PEREZ VIADEL	34.153	62 J.SCHULTZ KARL	22.862	49 A.PEREZ VIADEL	33.212	21	49	1:49.795	1:50.062	(21)		
22	62 J.SCHULTZ KARL	19.744	52 J.BOERBOOM	34.235	87 G.MERTENS	23.032	87 G.MERTENS	33.755	22	52	1:50.679	1:50.679	(22)		
23	87 G.MERTENS	19.911	87 G.MERTENS	34.480	52 J.BOERBOOM	23.177	52 J.BOERBOOM	33.797	23	87	1:51.178	1:51.344	(23)		
24	40 F.MENOZZI	21.078	40 F.MENOZZI	35.763	40 F.MENOZZI	23.932	40 F.MENOZZI	35.129	24	40	1:55.902	1:56.351	(24)		





Moto2

FIM CEV REPSOL CIRCUIT DE BARCELONA- CATALUNYA

Race 2

Best Top Speed

No Rider	Team	Class	Top 1		Top 2		Top 3		Top 4		Top 5			
			Kph	Lap	Kph	Lap	Kph	Lap	Kph	Lap	Kph	Lap	Avg	
21	Alonso LÓPEZ	BOSCOSCURO TALENT TEAM-CIATTI	Moto2	280.2	5	280.2	4	280.2	2	279.5	6	278.8	3	279.8
7	Adam NORRODIN	LIQUI MOLY INTACT SIC RACING TEAM	Moto2	279.5	6	277.3	16	277.3	8	276.6	5	276.6	4	277.5
35	Sam WILFORD	AGR TEAM	Moto2	279.5	2	278.8	3	275.2	5	273.9	9	273.9	4	276.3
13	Mattia RATO	PROMORACING	Moto2	278.1	3	276.6	4	274.5	5	273.9	10	273.2	6	275.3
55	Alex TOLEDO ROMERO	EASYRACE TEAM	Moto2	278.1	2	276.6	6	273.9	4	272.5	5	271.8	3	274.6
16	Aleix VIU COTOLI	EASYRACE TEAM	Moto2	276.6	3	273.2	5	272.5	4	271.1	15	271.1	7	272.9
74	Piotr BIESIEKIRSKI	PERTAMINA MANDALIKA SAG STYLOBIKE EUVIC TEAM	Moto2	276.6	4	275.9	5	275.2	2	275.2	3			275.7
3	Lukas TULOVIC	LIQUI MOLY INTACT SIC RACING TEAM	Moto2	275.9	8	275.9	5	275.2	9	275.2	7	275.2	4	275.5
18	Xavi CARDELUS GARCIA	PROMORACING	Moto2	275.9	2	273.9	5	273.2	4	272.5	6	271.8	8	273.5
52	Jorel BOERBOOM	BOERBOOM RACING	Moto2	275.2	2	273.9	3	273.9	4	271.8	5	268.4	6	272.6
54	Fermín ALDEGUER	BOSCOSCURO TALENT TEAM-CIATTI	Moto2	274.5	9	274.5	5	273.9	15	273.9	10	273.9	8	274.1
99	Oscar GUTIERREZ IGLE	BULTACO RACING	Moto2	273.2	5	271.8	2	270.4	3	270.4	8	269.8	7	271.1
8	Alessandro ZETTI	SF RACING	Moto2	272.5	2	271.8	3	269.1	7	269.1	5	268.4	9	270.2
11	Alex ESCRIG RECHE	FAU55 TEY RACING	STK600	271.8	2	270.4	3	267.8	5	267.1	8	267.1	4	268.8
32	Kyle PAZ	VR46 MASTER CAMP TEAM	Moto2	271.8	3	271.8	2	270.4	11	270.4	8	269.8	9	270.8
45	Leon ORGIS	AVINTIA ESPONSORAMA JUNIOR TEAM	STK600	271.8	5	267.8	10	267.8	6	267.1	8	267.1	7	268.3
50	Ondrej VOSTATEK	FAU55 TEY RACING	STK600	271.8	3	270.4	2	265.8	4	263.9	8	263.2	10	267.0
20	Dimas EKKY PRATAMA	PERTAMINA MANDALIKA SAG STYLOBIKE EUVIC TEAM	Moto2	271.1	8	269.8	5	269.8	4	269.1	9	269.1	7	269.8
87	Gian MERTENS	DHOLDA RACING	Moto2	269.8	2	266.5	4	266.5	3	265.2	5	264.5	8	266.5
49	Alex PEREZ VIADEL	H43TEAMNOBBY	STK600	269.1	2	263.9	3	263.2	5	263.2	4	262.6	10	264.4
10	Guillermo MORENO	SIMA MAYAN PAKOSTA 37	STK600	268.4	6	268.4	4	267.8	2	267.1	7	267.1	3	267.8
44	Kevin ORGIS	AVINTIA ESPONSORAMA JUNIOR TEAM	STK600	267.8	6	267.1	3	265.8	2	265.2	17	263.9	13	266.0
62	Jared SCHULTZ KARL	FIFTY- MOTORSPORT	STK600	265.2	2	263.2	8	263.2	3	262.6	5	262.0	7	263.2
40	Federico MENOZZI	FAU55 TEY RACING	STK600	246.5	2	244.3	5	244.3	4	243.8	3	243.2	14	244.4





Moto3
WORLD CHAMPIONSHIP

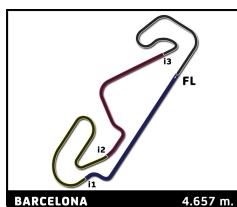
Moto2
EUROPEAN CHAMPIONSHIP

HAWKERS
Talent
CUP

12 - 13 June

CIRCUIT DE BARCELONA-CATALUNYA

FIM CEV REPSOL 2021



Moto2

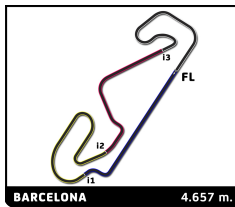
FIM CEV REPSOL CIRCUIT DE BARCELONA- CATALUNYA

Race 2

Fastest Lap Sequence

Elapsed	No Rider	Team	Bike	Class	Time	Kph	Lap
3:34.728	54 Fermín ALDEGUER	BOSCOSCURO TALENT TEAM-CIATTI	BOSCOSCURO	Moto2	1:45.477	158.9	2
5:20.177	54 Fermín ALDEGUER	BOSCOSCURO TALENT TEAM-CIATTI	BOSCOSCURO	Moto2	1:45.449	159.0	3
7:05.532	54 Fermín ALDEGUER	BOSCOSCURO TALENT TEAM-CIATTI	BOSCOSCURO	Moto2	1:45.355	159.1	4
8:50.876	54 Fermín ALDEGUER	BOSCOSCURO TALENT TEAM-CIATTI	BOSCOSCURO	Moto2	1:45.344	159.1	5
10:36.047	54 Fermín ALDEGUER	BOSCOSCURO TALENT TEAM-CIATTI	BOSCOSCURO	Moto2	1:45.171	159.4	6





Moto2


FIM CEV REPSOL CIRCUIT DE BARCELONA- CATALUNYA

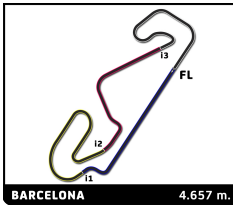
Race 2

Sector Analysis

— Invalidated Lap ■ Personal Best ■ Session Best B Crossing the pit lane

Lap	Time	Sector 1	Sector 2	Sector 3	Sector 4	Elapsed	Lap	Time	Sector 1	Sector 2	Sector 3	Sector 4	Elapsed		
3	Lukas TULOVIC						DEU	15	1:48.226	19.382	33.434	22.495	32.915	27:03.512	
	LIQUI MOLY INTACT SIC RACING TEA						KALEX	16	1:48.655	19.667	33.392	22.588	33.008	28:52.167	
1	1:50.103	22.131	33.447	22.221	32.304	1:50.103	17	1:47.742	19.493	33.336	22.305	32.608	30:39.909		
2	1:46.532	18.949	33.010	22.281	32.292	3:36.635									
3	1:46.376	18.935	33.094	22.158	32.189	5:23.011									
4	1:46.272	18.905	33.030	22.126	32.211	7:09.283									
5	1:46.216	18.905	33.072	22.102	32.137	8:55.499									
6	1:46.234	18.868	33.019	22.125	32.222	10:41.733									
7	1:46.138	18.871	33.045	22.043	32.179	12:27.871									
8	1:46.367	18.966	33.162	22.007	32.232	14:14.238									
9	1:46.598	18.909	33.178	22.194	32.317	16:00.836									
10	1:46.896	18.986	33.230	22.226	32.454	17:47.732									
11	1:47.752	18.992	33.093	22.843	32.824	19:35.484									
12	1:46.821	19.029	33.244	22.158	32.390	21:22.305									
13	1:46.850	18.985	33.274	22.166	32.425	23:09.155									
14	1:46.837	18.996	33.263	22.078	32.500	24:55.992									
15	1:47.107	19.007	33.353	22.242	32.505	26:43.099									
16	1:47.247	19.078	33.456	22.145	32.568	28:30.346									
17	1:47.889	19.115	33.465	22.434	32.875	30:18.235									
7	Adam NORRODIN						MYS	10	Guillermo MORENO						MEX
	LIQUI MOLY INTACT SIC RACING TEA						KALEX		SIMA MAYAN PAKOSTA 37						YAMAHA
1	1:50.265	22.454	33.308	22.270	32.233	1:50.265	1	1:55.110	24.236	34.280	23.207	33.387	1:55.110		
2	1:46.697	19.019	33.067	22.196	32.415	3:36.962	2	1:48.866	19.570	33.742	22.664	32.890	3:43.976		
3	1:46.631	19.150	33.125	22.108	32.248	5:23.593	3	1:48.814	19.482	33.711	22.806	32.815	5:32.790		
4	1:46.368	19.019	33.109	22.032	32.208	7:09.961	4	1:49.809	19.432	33.962	23.172	33.243	7:22.599		
5	1:46.327	18.967	33.114	22.094	32.152	8:56.288	5	1:49.738	20.055	33.865	22.779	33.039	9:12.337		
6	1:46.457	18.950	33.117	22.036	32.354	10:42.745	6	1:49.211	19.591	33.848	22.716	33.056	11:01.548		
7	1:47.247	18.880	33.207	22.088	33.072	12:29.992	7	1:49.849	19.727	34.042	22.811	33.269	12:51.397		
8	1:47.013	19.033	33.535	22.064	32.381	14:17.005	8	1:50.456	19.716	34.230	23.035	33.475	14:41.853		
9	1:46.937	19.043	33.384	22.121	32.389	16:03.942	9	1:50.348	19.686	34.138	22.945	33.579	16:32.201		
10	1:47.277	19.114	33.357	22.332	32.474	17:51.219	10	1:50.671	19.851	34.195	22.953	33.672	18:22.872		
11	1:47.201	19.201	33.353	22.059	32.588	19:38.420	11	1:50.775	19.988	34.272	22.964	33.551	20:13.647		
12	1:47.318	19.086	33.218	22.472	32.542	21:25.738	12	1:50.807	19.927	34.212	22.993	33.675	22:04.454		
13	1:47.324	19.175	33.499	22.135	32.515	23:13.062	13	1:50.736	19.807	34.151	23.152	33.626	23:55.190		
14	1:47.447	19.177	33.466	22.238	32.566	25:00.509	14	1:50.308	19.861	34.101	22.871	33.475	25:45.498		
15	1:47.250	19.135	33.370	22.194	32.551	26:47.759	15	1:50.878	19.958	34.143	22.943	33.834	27:36.376		
16	1:47.308	19.122	33.412	22.146	32.628	28:35.067	16	1:50.666	20.112	34.030	22.890	33.634	29:27.042		
17	1:47.679	19.163	33.584	22.205	32.727	30:22.746	17	1:50.665	19.970	34.123	22.909	33.663	31:17.707		
8	Alessandro ZETTI						ITA	11	Alex ESCRIG RECHE						ESP
	SF RACING						KALEX		FAU55 TEY RACING						YAMAHA
1	1:52.809	23.355	34.425	22.544	32.485	1:52.809	1	1:53.757	23.720	34.368	22.969	32.700	1:53.757		
2	1:47.804	19.252	33.523	22.474	32.555	3:40.613	2	1:47.348	19.070	33.306	22.381	32.591	3:41.105		
3	1:47.664	19.258	33.563	22.521	32.322	5:28.277	3	1:48.152	19.132	33.539	22.630	32.851	5:29.257		
4	1:47.606	19.392	33.275	22.441	32.498	7:15.883	4	1:48.228	19.644	33.444	22.385	32.755	7:17.485		
5	1:47.470	19.307	33.279	22.438	32.446	9:03.353	5	1:47.556	19.270	33.289	22.330	32.667	9:05.041		
6	1:47.645	19.371	33.279	22.484	32.511	10:50.998	6	1:47.530	19.287	33.380	22.264	32.599	10:52.571		
7	1:47.694	19.313	33.438	22.446	32.497	12:38.692	7	1:47.659	19.383	33.352	22.272	32.652	12:40.230		
8	1:47.793	19.305	33.408	22.461	32.619	14:26.485	8	1:47.691	19.302	33.435	22.300	32.654	14:27.921		
9	1:47.897	19.189	33.558	22.549	32.601	16:14.382	9	1:47.682	19.325	33.336	22.325	32.696	16:15.603		
10	1:48.182	19.429	33.427	22.522	32.804	18:02.564	10	1:47.812	19.314	33.288	22.258	32.952	18:03.415		
11	1:48.141	19.378	33.500	22.511	32.752	19:50.705	11	1:47.770	19.362	33.406	22.344	32.658	19:51.185		
12	1:48.485	19.376	33.548	22.581	32.980	21:39.190	12	1:48.295	19.387	33.474	22.499	32.935	21:39.480		
13	1:48.013	19.395	33.385	22.548	32.685	23:27.203	13	1:48.460	19.457	33.630	22.467	32.906	23:27.940		
14	1:48.083	19.407	33.367	22.650	32.659	25:15.286	14	1:48.280	19.455	33.650	22.430	32.745	25:16.220		
							15	1:48.396	19.501	33.482	22.591	32.822	27:04.616		
							16	1:48.272	19.481	33.395	22.511	32.885	28:52.888		
							17	1:49.862	19.754	33.673	22.681	33.754	30:42.750		
13	Mattia RATO						ITA	13	Mattia RATO						ITA
	PROMORACING						KALEX		PROMORACING						KALEX
1	1:52.215	23.474	33.815	22.239	32.687	1:52.215	1	1:52.215	23.474	33.815	22.239	32.687	1:52.215		
2	1:46.622	19.127	33.133	22.099	32.263	3:38.837	2	1:46.622	19.127	33.133	22.099	32.263	3:38.837		
3	1:47.008	19.213	33.239	22.202	32.354	5:25.845	3	1:47.008	19.213	33.239	22.202	32.354	5:25.845		
4	1:46.982	19.019	33.271	22.256	32.436	7:12.827	4	1:46.982	19.019	33.271	22.256	32.436	7:12.827		
5	1:47.394	18.981	33.437	22.339	32.637	9:00.221	5	1:47.394	18.981	33.437	22.339	32.637	9:00.221		
6	1:47.847	19.182	33.614	22.351	32.700	10:48.068	6	1:47.847	19.182	33.614	22.351	32.700	10:48.068		
7	1:47.525	19.399	33.390	22.346	32.390	12:35.593	7	1:47.525	19.399	33.390	22.346	32.390	12:35.593		
8	1:47.918	19.236	33.843	22.332	32.507	14:23.511	8	1:47.918	19.236	33.843	22.332	32.507	14:23.511		
9	1:47.963	19.511	33.574	22.328	32.550	16:11.474	9	1:47.963	19.511	33.574	22.328	32.550	16:11.474		
10	1:54.795	19.306	33.508	22.342	39.639	18:06.269	10	1:54.795	19.306	33.508	22.342	39.639	18:06.269		
11	1:55.013	23.395	34.737	23.503	33.378	20:01.282	11	1:55.013	23.395	34.737	23.503	33.378	20:01.282		





Moto2

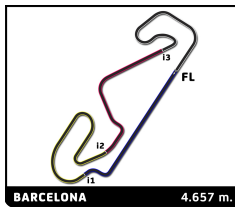
FIM CEV REPSOL CIRCUIT DE BARCELONA- CATALUNYA

Race 2

Sector Analysis

— Invalidated Lap							■ Personal Best	■ Session Best	B Crossing the pit lane					
Lap	Time	Sector 1	Sector 2	Sector 3	Sector 4	Elapsed	Lap	Time	Sector 1	Sector 2	Sector 3	Sector 4	Elapsed	
12	1:49.871	19.527	34.147	22.695	33.502	21:51.153	9	1:47.315	19.116	33.446	22.185	32.568	17:25.308	
13	1:49.582	19.415	34.136	22.696	33.335	23:40.735	10	1:47.238	19.151	33.283	22.295	32.509	19:12.546	
14	1:50.921	19.636	34.422	22.955	33.908	25:31.656	11	1:47.191	19.222	33.298	22.181	32.490	20:59.737	
15	1:51.483	19.512	35.558	23.009	33.404	27:23.139	12	1:47.388	19.247	33.349	22.304	32.488	22:47.125	
16	1:49.201	19.450	34.082	22.570	33.099	29:12.340	13	1:47.404	19.153	33.457	22.175	32.619	24:34.529	
17	1:48.848	19.270	34.006	22.517	33.055	31:01.188	14	1:47.106	19.199	33.225	22.169	32.513	26:21.635	
16 Aleix VIU COTOLI ESP							21 Alonso LÓPEZ ESP							
EASYRACE TEAM KALEX							BOSCOSCURO TALENT TEAM-CIATTI BOSCOSCURO							
1	1:51.540	23.084	33.708	22.341	32.407	1:51.540	1	1:49.442	22.227	33.226	22.047	31.942	1:49.442	
2	1:47.176	19.268	33.332	22.181	32.395	3:38.716	2	1:45.587	18.872	32.856	21.875	31.984	3:35.029	
3	1:47.644	19.365	33.483	22.341	32.455	5:26.360	3	1:45.506	18.857	32.832	21.901	31.916	5:20.535	
4	1:47.341	19.185	33.348	22.259	32.549	7:13.701	4	1:45.365	18.757	32.845	21.892	31.871	7:05.900	
5	1:47.398	19.255	33.417	22.199	32.527	9:01.099	5	1:45.429	18.739	32.863	21.923	31.904	8:51.329	
6	1:47.507	19.215	33.495	22.242	32.555	10:48.606	6	1:45.645	18.907	32.837	21.935	31.966	10:36.974	
7	1:47.408	19.158	33.502	22.247	32.501	12:36.014	7	1:45.829	18.808	32.928	21.931	32.162	12:22.803	
8	1:47.905	19.256	33.587	22.428	32.634	14:23.919	8	1:45.893	18.846	32.987	21.960	32.100	14:08.696	
9	1:47.897	19.475	33.526	22.305	32.591	16:11.816	9	1:46.050	18.863	33.016	22.010	32.161	15:54.746	
10	1:47.634	19.342	33.374	22.317	32.601	17:59.450	10	1:46.313	18.960	33.224	21.930	32.199	17:41.059	
11	1:47.599	19.359	33.405	22.275	32.560	19:47.049	11	1:46.614	18.998	33.088	21.924	32.604	19:27.673	
12	1:47.856	19.438	33.522	22.322	32.574	21:34.905	12	1:46.407	19.016	33.065	22.024	32.302	21:14.080	
13	1:47.831	19.343	33.517	22.341	32.630	23:22.736	13	1:46.163	18.998	32.978	22.020	32.167	23:00.243	
14	1:47.845	19.306	33.521	22.378	32.640	25:10.581	14	1:46.397	19.056	33.073	22.040	32.228	24:46.640	
15	1:47.827	19.352	33.493	22.327	32.655	26:58.408	15	1:46.802	19.249	33.104	22.117	32.332	26:33.442	
16	1:48.119	19.487	33.464	22.361	32.807	28:46.527	16	1:46.776	19.063	33.197	22.067	32.449	28:20.218	
17	1:48.880	19.551	33.648	22.526	33.155	30:35.407	17	1:47.064	19.132	33.166	22.176	32.590	30:07.282	
18 Xavi CARDELUS GARCIA AND							32 Kyle PAZ PHL							
PROMORACING KALEX							VR46 MASTER CAMP TEAM KALEX							
1	1:50.609	22.623	33.338	22.312	32.336	1:50.609	1	10:59.812	9:29.506	34.264	22.971	33.071	10:59.812	
2	1:46.436	19.003	32.881	22.238	32.314	3:37.045	2	1:49.089	19.356	33.590	23.001	33.142	12:48.901	
3	1:46.261	18.912	33.052	22.114	32.183	5:23.306	3	1:49.403	19.594	33.981	22.724	33.104	14:38.304	
4	1:46.339	18.968	32.995	22.072	32.304	7:09.645	4	1:49.357	19.326	33.940	22.866	33.225	16:27.661	
5	1:46.466	19.036	33.032	22.079	32.319	8:56.111	5	1:48.994	19.492	33.698	22.658	33.146	18:16.655	
6	1:46.552	18.994	33.090	22.027	32.441	10:42.663	6	1:51.433	19.764	33.952	22.724	34.993	20:08.088	
7	1:47.052	19.177	33.217	22.163	32.495	12:29.715	7	1:49.612	19.632	34.109	22.790	33.081	21:57.700	
8	1:46.963	19.122	33.239	22.146	32.456	14:16.678	8	1:50.038	19.436	33.847	23.373	33.382	23:47.738	
9	1:47.035	19.172	33.228	22.132	32.503	16:03.713	9	1:49.689	19.455	34.119	22.712	33.403	25:37.427	
10	1:47.229	19.203	33.174	22.237	32.615	17:50.942	10	1:49.151	19.495	33.853	22.619	33.184	27:26.578	
11	1:47.194	19.248	33.353	22.106	32.487	19:38.136	11	1:48.965	19.401	33.705	22.609	33.250	29:15.543	
12	1:47.434	19.169	33.261	22.434	32.570	21:25.570	12	1:49.242	19.438	33.840	22.638	33.326	31:04.785	
13	1:47.289	19.238	33.355	22.156	32.540	23:12.859	35 Sam WILFORD GBR							
14	1:47.384	19.261	33.354	22.203	32.566	25:00.243	AGR TEAM KALEX							
15	1:47.314	19.261	33.302	22.088	32.663	26:47.557	1	1:52.597	23.185	34.248	22.450	32.714	1:52.597	
16	1:47.370	19.183	33.384	22.140	32.663	28:34.927	2	1:47.821	19.258	33.442	22.473	32.648	3:40.418	
17	1:47.938	19.423	33.544	22.338	32.633	30:22.865	3	1:47.435	19.045	33.414	22.310	32.666	5:27.853	
20 Dimas EKKY PRATAMA IDN							4	1:47.760	19.199	33.452	22.414	32.695	7:15.613	
PERTAMINA MANDALIKA SAG STYLOE KALEX							5	1:47.516	19.110	33.371	22.335	32.700	9:03.129	
1	3:06.617	1:37.544	34.033	22.419	32.621	3:06.617	6	1:47.733	19.152	33.466	22.378	32.737	10:50.862	
2	1:47.698	19.278	33.542	22.414	32.464	4:54.315	7	1:47.649	19.248	33.432	22.286	32.683	12:38.511	
3	1:47.772	19.261	33.514	22.454	32.543	6:42.087	8	1:47.706	19.206	33.385	22.419	32.696	14:26.217	
4	1:47.289	19.185	33.355	22.303	32.446	8:29.376	9	1:48.015	19.098	33.627	22.491	32.799	16:14.232	
5	1:47.426	19.130	33.330	22.324	32.642	10:16.802	10	1:48.135	19.272	33.525	22.412	32.926	18:02.367	
6	1:47.073	19.115	33.331	22.254	32.373	12:03.875								
7	1:46.976	19.021	33.271	22.293	32.391	13:50.851								
8	1:47.142	19.160	33.279	22.254	32.449	15:37.993								





Moto2

FIM CEV REPSOL CIRCUIT DE BARCELONA- CATALUNYA

Race 2

Sector Analysis

— Invalidated Lap ■ Personal Best ■ Session Best B Crossing the pit lane

Lap	Time	Sector 1	Sector 2	Sector 3	Sector 4	Elapsed	Lap	Time	Sector 1	Sector 2	Sector 3	Sector 4	Elapsed
11	1:48.120	19.321	33.549	22.465	32.785	19:50.487	10	1:49.205	19.529	33.881	22.676	33.119	18:18.253
12	1:48.499	19.295	33.651	22.562	32.991	21:38.986	11	1:49.036	19.627	33.776	22.516	33.117	20:07.289
13	1:48.008	19.287	33.452	22.456	32.813	23:26.994	12	1:49.858	19.827	33.939	22.844	33.248	21:57.147
14	1:48.102	19.257	33.519	22.542	32.784	25:15.096	13	1:48.943	19.632	33.691	22.507	33.113	23:46.090
15	1:48.264	19.278	33.515	22.496	32.975	27:03.360	14	1:49.404	19.692	33.885	22.635	33.192	25:35.494
16	1:48.680	19.444	33.564	22.525	33.147	28:52.040	15	1:49.512	19.737	33.898	22.627	33.250	27:25.006
17	1:49.149	19.385	33.931	22.593	33.240	30:41.189	16	1:49.534	19.809	33.955	22.618	33.152	29:14.540
							17	1:49.458	19.662	33.779	22.626	33.391	31:03.998

40 Federico MENOZZI							ITA						
FAU55 TEY RACING							YAMAHA						
1	2:01.888	26.030	35.923	23.932	36.003	2:01.888							
2	1:56.351	21.114	35.763	24.214	35.260	3:58.239							
3	1:57.014	21.369	36.095	24.166	35.384	5:55.253							
4	1:56.898	21.149	36.102	24.518	35.129	7:52.151							
5	1:56.689	21.078	35.935	24.385	35.291	9:48.840							
6	2:01.772	21.933	36.359	24.905	38.575	11:50.612							
7	1:58.572	21.091	36.311	24.810	36.360	13:49.184							
8	2:20.335	23.135	39.430	24.873	52.897	16:09.519							
9	2:17.072	25.559	40.133	24.899	46.481	18:26.591							
10	2:02.452	23.886	38.822	24.355	35.389	20:29.043							
11	2:01.839	21.284	35.916	24.193	40.446	22:30.882							
12	1:58.095	21.165	36.283	24.584	36.063	24:28.977							
13	2:25.627	24.655	50.564	28.156	42.252	26:54.604							
14	2:09.560	27.723	41.074	24.577	36.186	29:04.164							
15	2:04.414	21.487	36.134	24.252	42.541	31:08.578							


44 Kevin ORGIS							DEU						
AVINTIA ESPONSORAMA JUNIOR TEA							YAMAHA						
1	1:54.359	24.048	34.154	22.752	33.405	1:54.359							
2	1:48.753	19.496	33.637	22.594	33.026	3:43.112							
3	1:49.473	19.549	33.849	22.713	33.362	5:32.585							
4	1:49.817	19.708	33.964	22.888	33.257	7:22.402							
5	1:49.379	19.751	33.975	22.669	32.984	9:11.781							
6	1:49.046	19.532	33.890	22.575	33.049	11:00.827							
7	1:49.194	19.452	33.820	22.660	33.262	12:50.021							
8	1:49.526	19.697	33.988	22.718	33.123	14:39.547							
9	1:49.167	19.538	33.800	22.635	33.194	16:28.714							
10	1:49.356	19.688	33.927	22.656	33.085	18:18.070							
11	1:49.124	19.541	33.820	22.530	33.233	20:07.194							
12	1:49.638	19.696	33.930	22.933	33.079	21:56.832							
13	1:48.939	19.633	33.614	22.633	33.059	23:45.771							
14	1:49.239	19.478	33.853	22.657	33.251	25:35.010							
15	1:49.719	19.806	33.937	22.698	33.278	27:24.729							
16	1:49.552	19.840	33.928	22.611	33.173	29:14.281							
17	1:49.194	19.608	33.809	22.484	33.293	31:03.475							

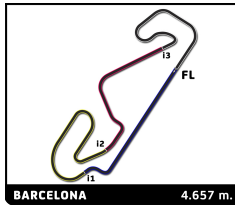
45 Leon ORGIS							DEU						
AVINTIA ESPONSORAMA JUNIOR TEA							YAMAHA						
1	1:53.610	23.721	34.137	22.824	32.928	1:53.610							
2	1:49.133	19.742	33.611	22.586	33.194	3:42.743							
3	1:49.794	19.694	33.871	22.769	33.460	5:32.537							
4	1:50.243	19.904	34.274	22.880	33.185	7:22.780							
5	1:49.227	19.549	33.997	22.665	33.016	9:12.007							
6	1:48.942	19.502	33.934	22.575	32.931	11:00.949							
7	1:49.410	19.635	33.927	22.615	33.233	12:50.359							
8	1:49.359	19.529	34.017	22.719	33.094	14:39.718							
9	1:49.330	19.764	33.830	22.605	33.131	16:29.048							

49 Alex PEREZ VIADEL							ESP						
H43TEAMNOBBY							YAMAHA						
1	1:54.831	23.933	34.397	23.166	33.335	1:54.831							
2	1:50.451	19.633	34.399	22.976	33.443	3:45.282							
3	1:50.884	19.620	34.477	23.156	33.631	5:36.166							
4	1:50.688	19.710	34.367	23.059	33.552	7:26.854							
5	1:50.411	19.652	34.451	22.943	33.365	9:17.265							
6	1:50.267	19.633	34.445	22.825	33.364	11:07.532							
7	1:50.458	19.726	34.424	22.944	33.364	12:57.990							
8	1:51.357	19.786	35.138	23.076	33.357	14:49.347							
9	1:50.535	19.946	34.165	23.026	33.398	16:39.882							
10	1:50.186	19.867	34.153	22.954	33.212	18:30.068							
11	1:50.062	19.655	34.171	22.898	33.338	20:20.130							
12	1:50.543	19.835	34.227	23.024	33.457	22:10.673							
13	1:50.765	19.898	34.442	23.064	33.361	24:01.438							
14	1:50.790	19.932	34.498	22.875	33.485	25:52.228							
15	1:50.722	19.805	34.481	22.810	33.626	27:42.950							
16	1:51.260	20.037	34.504	23.106	33.613	29:34.210							
17	1:50.610	19.889	34.317	22.814	33.590	31:24.820							

50 Ondrej VOSTATEK							CZE						
FAU55 TEY RACING							YAMAHA						
1	1:54.985	24.563	34.396	22.722	33.304	1:54.985							
2	1:49.113	19.764	33.988	22.541	32.820	3:44.098							
3	1:48.900	19.396	33.836	22.757	32.911	5:32.998							
4	1:49.457	19.501	34.100	22.745	33.111	7:22.455							
5	1:49.071	19.549	33.850	22.639	33.033	9:11.526							
6	1:49.098	19.610	33.892	22.637	32.959	11:00.624							
7	1:49.454	19.773	33.865	22.665	33.151	12:50.078							
8	1:49.404	19.522	33.911	22.662	33.309	14:39.482							
9	1:49.327	19.810	33.762	22.619	33.136	16:28.809							
10	1:48.864	19.411	33.877	22.528	33.048	18:17.673							
11	1:49.364	19.670	33.920	22.604	33.170	20:07.037							
12	1:49.393	19.696	33.869	22.681	33.147	21:56.430							
13	1:49.169	19.600	33.816	22.547	33.206	23:45.599							
14	1:49.458	19.856	33.796	22.603	33.203	25:35.057							
15	1:49.742	19.636	34.193	22.625	33.288	27:24.799							
16	1:49.183	19.638	33.860	22.585	33.100	29:13.982							
17	1:49.348	19.693	33.879	22.520	33.256	31:03.330							

52 Jorel BOERBOOM							NLD						
BOERBOOM RACING							KALEX						
1	1:56.194	24.511	34.538	23.275	33.870	1:56.194							
2	1:50.679	19.470	34.235	23.177	33.797	3:46.873							
3	1:51.412	19.594	34.446	23.224	34.148	5:38.285							
4	2:25.448	19.688	1:04.947	25.812	35.001	8:03.733							
5	1:52.380	19.933	34.789	23.364	34.294	9:56.113							
6	1:52.490	20.074	34.772	23.291	34.353	11:48.603							





Moto2


FIM CEV REPSOL CIRCUIT DE BARCELONA- CATALUNYA

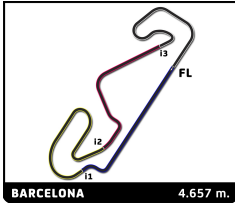
Race 2

Sector Analysis

— Invalidated Lap ■ Personal Best ■ Session Best B Crossing the pit lane

Lap	Time	Sector 1	Sector 2	Sector 3	Sector 4	Elapsed	Lap	Time	Sector 1	Sector 2	Sector 3	Sector 4	Elapsed
7	2:17.176B	19.948	34.938	23.773	58.517	14:05.779	14	1:50.991	20.117	34.269	23.138	33.467	25:55.124
54	Fermín ALDEGUER					ESP	15	1:52.204	19.991	34.634	23.764	33.815	27:47.328
	BOSCOSCURO TALENT TEAM-CIATTI					BOSCOSCURO	16	1:51.485	20.294	34.178	23.196	33.817	29:38.813
1	1:49.251	22.055	33.120	22.039	32.037	1:49.251	17	1:51.833	20.176	34.573	23.183	33.901	31:30.646
2	1:45.477	18.940	32.757	21.849	31.931	3:34.728	74	Piotr BIESIEKIRSKI					POL
3	1:45.449	18.884	32.758	21.928	31.879	5:20.177		PERTAMINA MANDALIKA SAG STYLOE					KALEX
4	1:45.355	18.907	32.693	21.900	31.855	7:05.532	1	1:51.040	22.912	33.502	22.420	32.206	1:51.040
5	1:45.344	18.823	32.800	21.827	31.894	8:50.876	2	1:47.100	19.174	33.153	22.247	32.526	3:38.140
6	1:45.171	18.859	32.688	21.745	31.879	10:36.047	3	1:46.700	19.172	33.147	22.135	32.246	5:24.840
7	1:45.372	18.775	32.808	21.798	31.991	12:21.419	4	1:46.506	18.928	33.025	22.140	32.413	7:11.346
8	1:45.211	18.818	32.680	21.818	31.895	14:06.630	5	1:46.561	18.848	33.207	22.207	32.299	8:57.907
9	1:45.297	18.772	32.757	21.795	31.973	15:51.927	87	Gian MERTENS					BEL
10	1:45.689	18.915	32.838	21.803	32.133	17:37.616		DHOLDA RACING					KALEX
11	1:45.891	18.997	32.830	21.912	32.152	19:23.507	1	1:57.794	24.859	35.350	23.640	33.945	1:57.794
12	1:45.933	18.955	32.848	21.985	32.145	21:09.440	2	1:52.055	19.958	34.638	23.350	34.109	3:49.849
13	1:46.070	19.040	32.934	21.897	32.199	22:55.510	3	1:52.151	20.042	34.806	23.381	33.922	5:42.000
14	1:46.008	18.885	32.915	21.959	32.249	24:41.518	4	1:52.061	20.003	34.657	23.519	33.882	7:34.061
15	1:46.127	18.946	33.048	21.940	32.193	26:27.645	5	1:51.648	19.911	34.533	23.262	33.942	9:25.709
16	1:46.585	19.008	32.938	22.177	32.462	28:14.230	6	1:51.762	20.183	34.535	23.195	33.849	11:17.471
17	1:47.216	19.086	33.124	22.112	32.894	30:01.446	7	1:51.344	19.983	34.574	23.032	33.755	13:08.815
55	Alex TOLEDO ROMERO					ESP	8	1:52.066	19.934	34.849	23.241	34.042	15:00.881
	EASYRACE TEAM					KALEX	9	1:51.743	20.079	34.480	23.136	34.048	16:52.624
1	1:50.984	22.775	33.441	22.314	32.454	1:50.984	10	1:52.234	20.162	34.774	23.343	33.955	18:44.858
2	1:47.058	19.061	33.139	22.319	32.539	3:38.042	11	1:51.894	20.024	34.682	23.168	34.020	20:36.752
3	1:47.388	19.391	33.353	22.182	32.462	5:25.430	12	1:51.799	20.060	34.532	23.157	34.050	22:28.551
4	1:47.330	19.063	33.333	22.385	32.549	7:12.760	13	1:51.492	20.054	34.497	23.040	33.901	24:20.043
5	1:47.674	19.174	33.477	22.330	32.693	9:00.434	14	1:51.717	20.006	34.647	23.131	33.933	26:11.760
6	1:47.738	19.082	33.615	22.436	32.605	10:48.172	15	1:51.785	20.038	34.601	23.038	34.108	28:03.545
7	1:47.347	19.149	33.284	22.330	32.584	12:35.519	16	1:52.018	20.197	34.612	23.206	34.003	29:55.563
8	1:47.946	19.445	33.538	22.304	32.659	14:23.465	17	1:51.955	20.009	34.730	23.271	33.945	31:47.518
9	1:47.849	19.394	33.513	22.335	32.607	16:11.314	99	Oscar GUTIERREZ IGLE					ESP
10	1:47.759	19.322	33.491	22.307	32.639	17:59.073		BULTACO RACING					BULTACO
11	1:47.856	19.338	33.505	22.330	32.683	19:46.929	1	1:52.171	22.933	34.161	22.391	32.686	1:52.171
12	1:47.767	19.285	33.535	22.329	32.618	21:34.696	2	1:48.077	19.442	33.502	22.395	32.738	3:40.248
13	1:47.823	19.318	33.487	22.347	32.671	23:22.519	3	1:48.942	19.477	33.899	22.527	33.039	5:29.190
14	1:47.877	19.290	33.538	22.297	32.752	25:10.396	4	1:49.926	19.591	34.224	22.805	33.306	7:19.116
15	1:47.868	19.301	33.444	22.292	32.831	26:58.264	5	1:49.692	19.526	34.012	22.764	33.390	9:08.808
16	1:47.724	19.358	33.405	22.297	32.664	28:45.988	6	1:49.962	19.654	34.148	22.825	33.335	10:58.770
17	1:47.871	19.455	33.408	22.261	32.747	30:33.859	7	1:49.895	19.561	34.225	22.830	33.279	12:48.665
62	Jared SCHULTZ KARL					ZAF	8	2:11.097B	19.540	38.244	24.536	48.777	14:59.762
	FIFTY- MOTORSPORT					YAMAHA							
1	1:56.616	25.222	34.792	23.202	33.400	1:56.616							
2	1:50.493	19.875	34.038	23.068	33.512	3:47.109							
3	1:50.725	19.856	34.306	22.953	33.610	5:37.834							
4	1:50.107	19.892	33.941	22.993	33.281	7:27.941							
5	1:49.800	19.744	34.155	22.925	32.976	9:17.741							
6	1:49.965	19.782	34.140	22.862	33.181	11:07.706							
7	1:50.510	19.808	34.459	22.985	33.258	12:58.216							
8	1:50.920	19.905	34.609	23.009	33.397	14:49.136							
9	1:50.443	20.040	33.988	23.032	33.383	16:39.579							
10	1:50.437	20.004	34.107	22.959	33.367	18:30.016							
11	1:52.195	20.163	34.264	24.149	33.619	20:22.211							
12	1:50.927	20.113	34.245	23.151	33.418	22:13.138							
13	1:50.995	20.077	34.141	23.027	33.750	24:04.133							





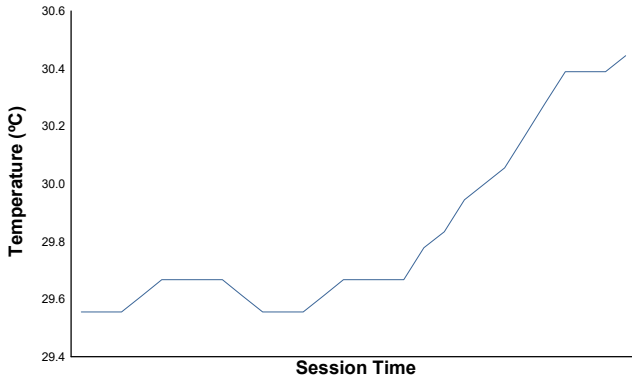
FIM CEV REPSOL CIRCUIT DE BARCELONA- CATALUNYA

Moto2

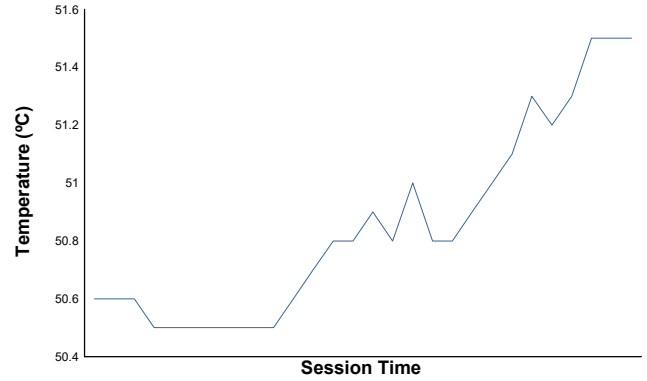
Race 2

Weather Report

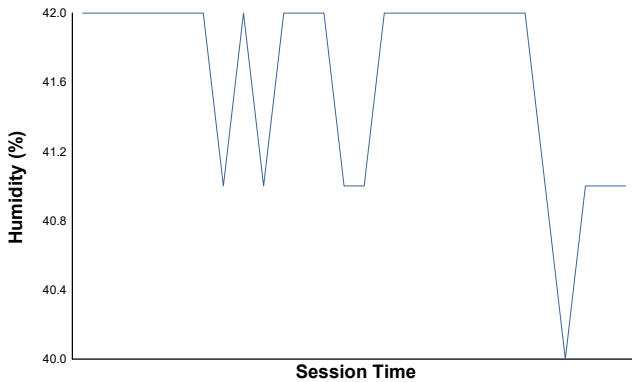
Air Temperature



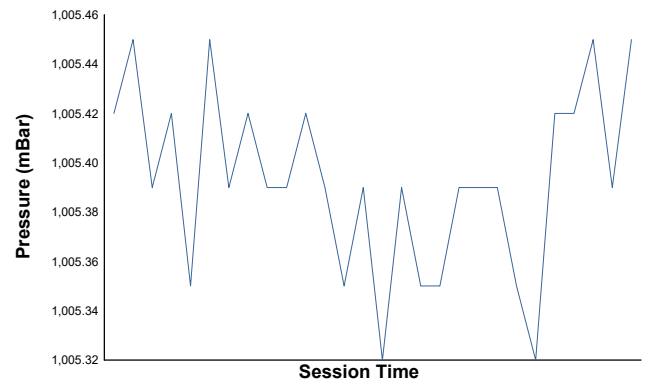
Track Temperature



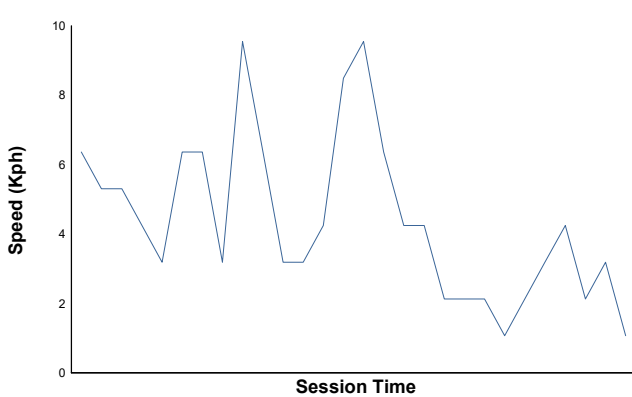
Humidity



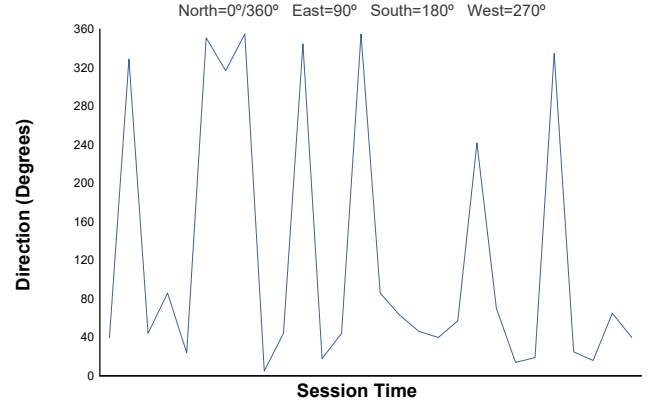
Pressure



Wind Speed



Wind Direction



Track Status: **DRY**

