**Moto2****FIM CEV REPSOL CIRCUIT DE BARCELONA-  
Race 1 (17 Laps, 79.2 km.)****Classification**

No	Rider	Nat	Team	Bike	Tires	Cl.	Laps	Total Time	Gap	Kph	Best Lap		
											Lap	Time	Kph
1	54 Fermín ALDEGUER	ESP	BOSCOSCURO TALENT TEAM-CIATTI	BOSCOSCURO		Moto2	17	<b>30:02.917</b>	-	158.1	5	<b>1:44.980</b>	159.7
2	21 Alonso LÓPEZ	ESP	BOSCOSCURO TALENT TEAM-CIATTI	BOSCOSCURO		Moto2	17	<b>30:09.963</b>	+7.046	157.5	4	<b>1:45.507</b>	158.9
3	3 Lukas TULOVIC	DEU	LIQUI MOLY INTACT SIC RACING TEAM	KALEX		Moto2	17	<b>30:11.755</b>	+8.838	157.3	4	<b>1:45.779</b>	158.5
4	18 Xavi CARDELUS GARCIA	AND	PROMORACING	KALEX		Moto2	17	<b>30:20.139</b>	+17.222	156.6	4	<b>1:46.036</b>	158.1
5	74 Piotr BIESIEKIRSKI	POL	PERTAMINA MANDALIKA SAG STYLOBIKE FIMM TEAM	KALEX		Moto2	17	<b>30:20.218</b>	+17.301	156.6	5	<b>1:46.491</b>	157.4
6	20 Dimas EKKY PRATAMA	IDN	PERTAMINA MANDALIKA SAG STYLOBIKE FIMM TEAM	KALEX		Moto2	17	<b>30:23.948</b>	+21.031	156.3	6	<b>1:46.536</b>	157.4
7	99 Oscar GUTIERREZ IGLE	ESP	BULTACO RACING	BULTACO		Moto2	17	<b>30:25.904</b>	+22.987	156.1	9	<b>1:46.830</b>	156.9
8	35 Sam WILFORD	GBR	AGR TEAM	KALEX		Moto2	17	<b>30:36.629</b>	+33.712	155.2	2	<b>1:46.680</b>	157.2
9	8 Alessandro ZETTI	ITA	SF RACING	KALEX		Moto2	17	<b>30:40.418</b>	+37.501	154.9	6	<b>1:46.966</b>	156.7
10	13 Mattia RATO	ITA	PROMORACING	KALEX		Moto2	17	<b>30:50.186</b>	+47.269	154.0	2	<b>1:46.788</b>	157.0
11	11 Alex ESCRIG RECHE	ESP	FAU55 TEY RACING	YAMAHA		STK600	17	<b>31:00.494</b>	+57.577	153.2	8	<b>1:47.690</b>	155.7
12	45 Leon ORGIS	DEU	AVINTIA ESPONSORAMA JUNIOR TEAM	YAMAHA		STK600	17	<b>31:05.760</b>	+1:02.843	152.8	6	<b>1:48.525</b>	154.5
13	50 Ondrej VOSTATEK	CZE	FAU55 TEY RACING	YAMAHA		STK600	17	<b>31:05.814</b>	+1:02.897	152.8	3	<b>1:48.568</b>	154.4
14	44 Kevin ORGIS	DEU	AVINTIA ESPONSORAMA JUNIOR TEAM	YAMAHA		STK600	17	<b>31:14.541</b>	+1:11.624	152.0	7	<b>1:49.207</b>	153.5
15	10 Guillermo MORENO	MEX	SIMA MAYAN PAKOSTA 37	YAMAHA		STK600	17	<b>31:27.273</b>	+1:24.356	151.0	2	<b>1:49.833</b>	152.6
16	49 Alex PEREZ VIADEL	ESP	H43TEAMNOBBY	YAMAHA		STK600	17	<b>31:29.950</b>	+1:27.033	150.8	4	<b>1:50.052</b>	152.3
17	52 Jorel BOERBOOM	NLD	BOERBOOM RACING	KALEX		Moto2	17	<b>31:30.901</b>	+1:27.984	150.7	2	<b>1:49.864</b>	152.6
18	62 Jared SCHULTZ KARL	ZAF	FIFTY- MOTORSPORT	YAMAHA		STK600	17	<b>31:31.152</b>	+1:28.235	150.7	10	<b>1:50.214</b>	152.1
19	87 Gian MERTENS	BEL	DHOLDA RACING	KALEX		Moto2	16	<b>30:06.610</b>	1 Lap	148.5	7	<b>1:51.570</b>	150.3
20	40 Federico MENOZZI	ITA	FAU55 TEY RACING	YAMAHA		STK600	15	<b>30:48.561</b>	2 Laps	136.0	2	<b>1:55.942</b>	144.6
<b>Not classified</b>													
32	Kyle PAZ	PHL	VR46 MASTER CAMP TEAM	KALEX		Moto2	13	<b>23:41.332</b>			3	<b>1:48.151</b>	155.0
7	Adam NORRODIN	MYS	LIQUI MOLY INTACT SIC RACING TEAM	KALEX		Moto2	12	<b>21:22.601</b>			3	<b>1:45.953</b>	158.2
55	Alex TOLEDO ROMERO	ESP	EASYRACE TEAM	KALEX		Moto2	8	<b>30:09.571</b>			6	<b>1:46.691</b>	157.1
9	Keminth KUBO	THA	VR46 MASTER CAMP TEAM	KALEX		Moto2	7	<b>12:31.879</b>			5	<b>1:46.490</b>	157.4
16	Aleix VIU COTOLI	ESP	EASYRACE TEAM	KALEX		Moto2	6	<b>24:18.665</b>			5	<b>1:47.664</b>	155.7
14	Daijiro SAKO	JPN	ANTONIBARCELONA XCTECH	YAMAHA		STK600	2	<b>18:17.944</b>					

**Pole Position:**

Fermín ALDEGUER

**1:44.492****Fastest Lap:**

Lap5

Fermín ALDEGUER

**1:44.980**

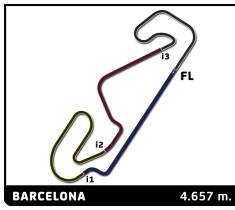
159.7 Kph

Published at: .....

Track Status: **DRY**

<b>Race Director:</b>	<b>Timekeeper:</b>
-----------------------	--------------------



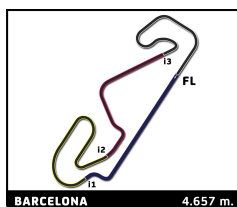


# Moto2 FIM CEV REPSOL CIRCUIT DE BARCELONA- CATALUNYA Race 1

## Lap Chart

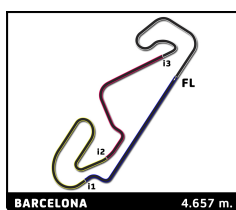
No	Pos	Grid	Lap																
			1	2	3	4	5	6	7	8	9	10	11	12	13	14	15	16	17
54	1	54	3	3	54	54	54	54	54	54	54	54	54	54	54	54	54	54	54
21	2	21	21	54	3	3	3	3	3	21	21	21	21	21	21	21	21	21	21
3	3	3	54	21	21	21	21	21	21	3	3	3	3	3	3	3	3	3	3
55	4	55	55	55	7	7	7	7	7	7	7	7	7	18	18	18	18	18	18
7	5	7	7	7	18	18	18	18	18	18	18	18	18	18	74	74	74	74	74
18	6	18	18	18	55	9	9	9	74	74	74	74	74	20	20	20	20	20	20
74	7	74	74	9	9	55	74	74	9	20	20	20	20	20	99	99	99	99	99
9	8	9	9	74	74	74	20	20	20	99	99	99	99	35	13	13	13	13	35
35	9	35	20	20	20	20	55	55	55	13	13	13	13	13	13	35	35	35	8
20	10	20	35	35	35	35	35	13	13	35	35	35	35	8	8	8	8	8	13
99	11	99	99	99	99	99	13	35	99	8	8	8	8	8	32	11	11	11	11
16	12	16	13	13	13	13	99	99	35	32	32	32	32	32	11	45	50	50	45
13	13	13	8	8	8	8	8	8	8	45	45	11	45	45	45	50	45	45	50
11	14	11	14	50	50	50	32	11	32	50	11	45	50	11	50	44	44	44	44
8	15	8	11	11	11	32	11	32	45	11	50	50	11	50	44	10	10	10	10
50	16	50	50	45	32	11	50	45	50	44	44	44	44	44	10	49	49	49	49
14	17	14	32	32	45	45	45	50	11	10	10	10	10	10	52	52	52	52	52
32	18	32	44	44	44	44	44	44	44	52	52	52	52	52	49	62	62	62	62
45	19	45	45	52	10	52	52	52	49	49	49	49	49	62	62	87	87	87	87
62	20	62	52	10	52	62	62	49	10	62	62	62	62	49	87	40	40		
10	21	10	10	62	62	49	49	62	52	87	87	87	87	87	40				
49	22	49	62	49	49	10	10	10	62	40	40	40	40						
52	23	52	87	87	87	87	87	87	87	55									
87	24	87	49	40	40	40	40	40	40										
44	25	44	40	16	16	16	16												
40	26	40	16	14															



**Moto2****FIM CEV REPSOL CIRCUIT DE BARCELONA- CATALUNYA****Race 1****Best Sector Times**

Sector 1			Sector 2			Sector 3			Sector 4			Pos	No	Ideal Lap	Best Lap	
Pos	No	Rider	Time	No	Rider	Time	No	Rider	Time	No	Rider					Time
1	54	F.ALDEGUER	18.733	54	F.ALDEGUER	32.683	54	F.ALDEGUER	21.748	54	F.ALDEGUER	31.678	1	54	1:44.842	1:44.980 (1)
2	21	A.LÓPEZ	18.772	21	A.LÓPEZ	32.866	21	A.LÓPEZ	21.857	21	A.LÓPEZ	31.842	2	21	1:45.337	1:45.507 (2)
3	3	L.TULOVIC	18.773	3	L.TULOVIC	32.915	3	L.TULOVIC	21.927	3	L.TULOVIC	31.896	3	3	1:45.511	1:45.779 (3)
4	9	K.KUBO	18.843	18	X.CARDELLUS GARCIA	32.951	18	X.CARDELLUS GARCIA	21.970	7	A.NORRODIN	32.004	4	18	1:45.876	1:46.036 (5)
5	74	P.BIESIEKIRSKI	18.893	7	A.NORRODIN	33.027	7	A.NORRODIN	21.976	18	X.CARDELLUS GARCIA	32.037	5	7	1:45.908	1:45.953 (4)
6	7	A.NORRODIN	18.901	9	K.KUBO	33.112	55	A.TOLED0 ROMERO	22.007	20	D.EKKY PRATAMA	32.057	6	74	1:46.193	1:46.491 (7)
7	18	X.CARDELLUS GARCIA	18.918	20	D.EKKY PRATAMA	33.147	20	D.EKKY PRATAMA	22.008	8	A.ZETTI	32.072	7	9	1:46.202	1:46.490 (6)
8	35	S.WILFORD	18.995	74	P.BIESIEKIRSKI	33.152	74	P.BIESIEKIRSKI	22.029	74	P.BIESIEKIRSKI	32.119	8	20	1:46.209	1:46.536 (8)
9	20	D.EKKY PRATAMA	18.997	8	A.ZETTI	33.168	9	K.KUBO	22.088	35	S.WILFORD	32.155	9	55	1:46.404	1:46.691 (10)
10	99	O.GUTIERREZ IGLE	19.001	99	O.GUTIERREZ IGLE	33.178	99	O.GUTIERREZ IGLE	22.170	9	K.KUBO	32.159	10	99	1:46.544	1:46.830 (12)
11	13	M.RATO	19.003	13	M.RATO	33.196	16	A.VIU COTOLI	22.210	13	M.RATO	32.170	11	35	1:46.595	1:46.680 (9)
12	55	A.TOLED0 ROMERO	19.014	35	S.WILFORD	33.199	13	M.RATO	22.228	55	A.TOLED0 ROMERO	32.172	12	13	1:46.597	1:46.788 (11)
13	32	K.PAZ	19.184	55	A.TOLED0 ROMERO	33.211	35	S.WILFORD	22.246	99	O.GUTIERREZ IGLE	32.195	13	8	1:46.778	1:46.966 (13)
14	11	A.ESCRIG RECHE	19.264	11	A.ESCRIG RECHE	33.309	8	A.ZETTI	22.268	11	A.ESCRIG RECHE	32.540	14	11	1:47.407	1:47.690 (15)
15	8	A.ZETTI	19.270	16	A.VIU COTOLI	33.349	11	A.ESCRIG RECHE	22.294	16	A.VIU COTOLI	32.562	15	16	1:47.410	1:47.664 (14)
16	16	A.VIU COTOLI	19.289	32	K.PAZ	33.539	32	K.PAZ	22.435	32	K.PAZ	32.583	16	32	1:47.741	1:48.151 (16)
17	52	J.BOERBOOM	19.430	45	L.ORGIS	33.636	50	O.VOSTATEK	22.485	14	D.SAKO	32.584	17	45	1:48.354	1:48.525 (17)
18	14	D.SAKO	19.444	50	O.VOSTATEK	33.712	14	D.SAKO	22.536	50	O.VOSTATEK	32.672	18	50	1:48.355	1:48.568 (18)
19	45	L.ORGIS	19.456	44	K.ORGIS	33.803	45	L.ORGIS	22.539	45	L.ORGIS	32.723	19	14	1:48.629	
20	50	O.VOSTATEK	19.486	62	J.SCHULTZ KARL	33.935	44	K.ORGIS	22.618	44	K.ORGIS	33.028	20	44	1:48.999	1:49.207 (19)
21	44	K.ORGIS	19.550	10	G.MORENO	33.996	62	J.SCHULTZ KARL	22.782	49	A.PEREZ VIADEL	33.141	21	10	1:49.598	1:49.833 (20)
22	49	A.PEREZ VIADEL	19.574	14	D.SAKO	34.065	10	G.MORENO	22.794	10	G.MORENO	33.146	22	62	1:49.681	1:50.214 (23)
23	10	G.MORENO	19.662	52	J.BOERBOOM	34.149	49	A.PEREZ VIADEL	22.838	52	J.BOERBOOM	33.235	23	52	1:49.694	1:49.864 (21)
24	62	J.SCHULTZ KARL	19.718	49	A.PEREZ VIADEL	34.225	52	J.BOERBOOM	22.880	62	J.SCHULTZ KARL	33.246	24	49	1:49.778	1:50.052 (22)
25	87	G.MERTENS	19.942	87	G.MERTENS	34.455	87	G.MERTENS	23.080	87	G.MERTENS	33.812	25	87	1:51.289	1:51.570 (24)
26	40	F.MENOZZI	20.765	40	F.MENOZZI	35.531	40	F.MENOZZI	24.052	40	F.MENOZZI	34.506	26	40	1:54.854	1:55.942 (25)





## Moto2

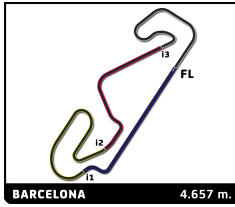
### FIM CEV REPSOL CIRCUIT DE BARCELONA- CATALUNYA

#### Race 1

#### Best Top Speed

No Rider	Team	Class	Top 1		Top 2		Top 3		Top 4		Top 5		
			Kph	Lap	Kph	Lap	Kph	Lap	Kph	Lap	Kph	Lap	Avg
20 Dimas EKKY PRATAMA	PERTAMINA MANDALIKA SAG STYLOBIKE EUVIC TEAM	Moto2	283.9	4	279.5	3	278.1	2	277.3	5	275.9	8	278.9
13 Mattia RATO	PROMORACING	Moto2	283.1	3	282.4	5	281.7	2	280.9	4	277.3	6	281.1
74 Piotr BIESIEKIRSKI	PERTAMINA MANDALIKA SAG STYLOBIKE EUVIC TEAM	Moto2	282.4	4	281.7	2	280.2	3	277.3	5	276.6	7	279.6
21 Alonso LÓPEZ	BOSCOSCURO TALENT TEAM-CIATTI	Moto2	280.9	8	280.9	7	280.9	6	280.9	5	276.6	16	280.0
35 Sam WILFORD	AGR TEAM	Moto2	280.9	2	280.2	3	278.8	5	278.1	4	277.3	6	279.1
99 Oscar GUTIERREZ IGLE	BULTACO RACING	Moto2	280.9	2	278.8	7	278.1	3	277.3	6	277.3	5	278.5
7 Adam NORRODIN	LIQUI MOLY INTACT SIC RACING TEAM	Moto2	280.2	2	278.8	3	274.5	6	274.5	5	274.5	4	276.5
9 Keminth KUBO	VR46 MASTER CAMP TEAM	Moto2	280.2	2	278.1	3	275.2	4	273.9	5	273.2	7	276.1
18 Xavi CARDELUS GARCIA	PROMORACING	Moto2	280.2	3	279.5	2	277.3	5	276.6	4	275.2	6	277.8
3 Lukas TULOVIC	LIQUI MOLY INTACT SIC RACING TEAM	Moto2	278.8	17	278.1	13	277.3	16	277.3	4	276.6	7	277.6
55 Alex TOLEDO ROMERO	EASYRACE TEAM	Moto2	278.8	5	278.1	2	278.1	3	278.1	6	278.1	7	278.2
52 Jorel BOERBOOM	BOERBOOM RACING	Moto2	277.3	10	276.6	2	275.9	3	275.2	17	273.2	16	275.6
54 Fermín ALDEGUER	BOSCOSCURO TALENT TEAM-CIATTI	Moto2	277.3	3	277.3	2	275.9	16	275.2	7	275.2	6	276.2
11 Alex ESCRIG RECHE	FAU55 TEY RACING	STK600	275.2	2	268.4	5	267.8	12	267.8	10	267.8	3	269.4
32 Kyle PAZ	VR46 MASTER CAMP TEAM	Moto2	273.9	2	271.1	4	270.4	3	269.1	6	268.4	5	270.6
16 Aleix VIU COTOLI	EASYRACE TEAM	Moto2	273.2	2	272.5	3	268.4	4	268.4	5	267.1	6	269.9
8 Alessandro ZETTI	SF RACING	Moto2	271.8	2	270.4	4	269.8	3	269.1	7	268.4	5	269.9
10 Guillermo MORENO	SIMA MAYAN PAKOSTA 37	STK600	271.8	7	271.8	3	271.1	2	266.5	5	265.8	6	269.4
45 Leon ORGIS	AVINTIA ESPONSORAMA JUNIOR TEAM	STK600	270.4	2	269.1	6	269.1	3	267.1	5	266.5	4	268.4
87 Gian MERTENS	DHOLDA RACING	Moto2	269.1	2	267.8	3	265.8	4	265.2	6	265.2	5	266.6
49 Alex PEREZ VIADEL	H43TEAMNOBBY	STK600	268.4	2	267.1	10	267.1	9	266.5	3	265.2	6	266.9
14 Daijirō SAKO	ANTONIBARCELONA XCTECH	STK600	267.8	2									267.8
44 Kevin ORGIS	AVINTIA ESPONSORAMA JUNIOR TEAM	STK600	266.5	3	266.5	2	263.9	5	263.2	4	262.0	10	264.4
50 Ondrej VOSTATEK	FAU55 TEY RACING	STK600	266.5	2	265.8	14	264.5	10	263.9	7	263.2	6	264.8
62 Jared SCHULTZ KARL	FIFTY- MOTORSPORT	STK600	265.2	12	265.2	2	263.9	11	263.9	9	263.9	7	264.4
40 Federico MENOZZI	FAU55 TEY RACING	STK600	251.7	2	246.5	15	246.5	4	246.5	3	245.4	11	247.3






## Moto2

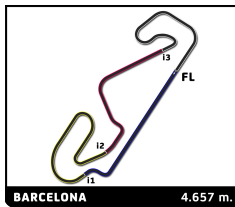
### FIM CEV REPSOL CIRCUIT DE BARCELONA- CATALUNYA

#### Race 1

#### Fastest Lap Sequence

Elapsed	No Rider	Team	Bike	Class	Time	Kph	Lap
3:35.668	3 Lukas TULOVIC	LIQUI MOLY INTACT SIC RACING TEAM	KALEX	Moto2	<b>1:46.064</b>	158.1	2
3:35.868	54 Fermín ALDEGUER	BOSCOSCURO TALENT TEAM-CIATTI	BOSCOSCURO	Moto2	<b>1:46.055</b>	158.1	2
5:21.144	54 Fermín ALDEGUER	BOSCOSCURO TALENT TEAM-CIATTI	BOSCOSCURO	Moto2	<b>1:45.276</b>	159.2	3
7:06.401	54 Fermín ALDEGUER	BOSCOSCURO TALENT TEAM-CIATTI	BOSCOSCURO	Moto2	<b>1:45.257</b>	159.3	4
8:51.381	54 Fermín ALDEGUER	BOSCOSCURO TALENT TEAM-CIATTI	BOSCOSCURO	Moto2	<b>1:44.980</b>	159.7	5





# Moto2


## FIM CEV REPSOL CIRCUIT DE BARCELONA- CATALUNYA

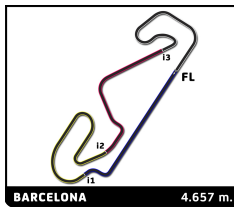
### Race 1

### Sector Analysis

— Invalidated Lap    ■ Personal Best    ■ Session Best    B Crossing the pit lane

Lap	Time	Sector 1	Sector 2	Sector 3	Sector 4	Elapsed	Lap	Time	Sector 1	Sector 2	Sector 3	Sector 4	Elapsed		
<b>3</b>	<b>Lukas TULOVIC</b>						DEU	<b>9</b>	<b>Keminth KUBO</b>						THA
	LIQUI MOLY INTACT SIC RACING TEA						KALEX		VR46 MASTER CAMP TEAM						KALEX
1	1:49.604	21.894	33.223	22.244	32.243	1:49.604	1	1:50.939	22.987	33.434	22.359	32.159	1:50.939		
2	1:46.064	19.060	33.051	22.002	31.951	3:35.668	2	1:46.715	19.073	33.242	22.235	32.165	3:37.654		
3	1:46.026	19.067	33.034	22.029	31.896	5:21.694	3	1:46.657	18.843	33.262	22.279	32.273	5:24.311		
4	1:45.779	18.773	32.965	22.029	32.012	7:07.473	4	1:46.882	19.296	33.256	22.117	32.213	7:11.193		
5	1:45.830	18.818	32.983	22.062	31.967	8:53.303	5	1:46.490	18.915	33.112	22.088	32.375	8:57.683		
6	1:45.989	18.873	32.915	21.927	32.274	10:39.292	6	1:46.793	18.997	33.214	22.196	32.386	10:44.476		
7	1:46.313	18.842	33.170	22.051	32.250	12:25.605	7	1:47.403	19.419	33.316	22.316	32.352	12:31.879		
8	1:46.640	19.202	33.162	22.134	32.142	14:12.245									
9	1:46.351	18.946	33.095	22.097	32.213	15:58.596									
10	1:46.032	18.914	33.011	22.034	32.073	17:44.628									
11	1:46.324	18.914	33.129	22.074	32.207	19:30.952									
12	1:46.444	18.902	33.237	22.056	32.249	21:17.396									
13	1:47.314	19.156	33.197	22.072	32.889	23:04.710									
14	1:46.433	19.036	33.087	22.082	32.228	24:51.143									
15	1:46.330	18.867	33.039	22.046	32.378	26:37.473									
16	1:46.868	18.956	33.196	22.267	32.449	28:24.341									
17	1:47.414	19.043	33.496	22.321	32.554	30:11.755									
<b>7</b>	<b>Adam NORRODIN</b>						MYS	<b>10</b>	<b>Guillermo MORENO</b>						MEX
	LIQUI MOLY INTACT SIC RACING TEA						KALEX		SIMA MAYAN PAKOSTA 37						YAMAHA
1	1:50.248	22.436	33.441	22.191	32.180	1:50.248	1	1:55.845	24.730	34.894	22.924	33.297	1:55.845		
2	1:46.842	18.981	33.439	22.194	32.228	3:37.090	2	1:49.833	19.762	33.996	22.929	33.146	3:45.678		
3	1:45.953	18.901	33.029	22.019	32.004	5:23.043	3	1:50.389	19.662	34.372	22.883	33.472	5:36.067		
4	1:46.083	18.969	33.027	21.976	32.111	7:09.126	4	1:54.385	22.828	35.506	22.796	33.255	7:30.452		
5	1:46.158	18.929	33.058	22.022	32.149	8:55.284	5	1:50.058	19.729	34.091	22.857	33.381	9:20.510		
6	1:46.455	19.020	33.097	22.083	32.255	10:41.739	6	1:49.999	19.699	34.070	22.931	33.299	11:10.509		
7	1:46.510	18.955	33.176	22.088	32.291	12:28.249	7	1:50.528	19.923	34.398	23.035	33.172	13:01.037		
8	1:46.975	19.111	33.220	22.220	32.424	14:15.224	8	1:50.426	19.892	34.211	22.927	33.396	14:51.463		
9	1:46.715	19.098	33.195	22.010	32.412	16:01.939	9	1:50.441	19.966	34.137	22.837	33.501	16:41.904		
10	1:46.821	19.008	33.162	22.193	32.458	17:48.760	10	1:50.394	19.949	34.250	22.794	33.401	18:32.298		
11	1:46.817	19.077	33.234	22.021	32.485	19:35.577	11	1:50.374	19.814	34.209	22.872	33.479	20:22.672		
12	1:47.024	19.110	33.318	22.107	32.489	21:22.601	12	1:50.389	19.884	34.141	22.834	33.530	22:13.061		
							13	1:50.552	19.807	34.251	22.910	33.584	24:03.613		
							14	1:50.874	20.036	34.296	22.862	33.680	25:54.487		
							15	1:50.667	19.999	34.198	23.003	33.467	27:45.154		
							16	1:50.839	19.916	34.341	22.948	33.634	29:35.993		
							17	1:51.280	19.966	34.637	23.052	33.625	31:27.273		
<b>8</b>	<b>Alessandro ZETTI</b>						ITA	<b>11</b>	<b>Alex ESCRIG RECHE</b>						ESP
	SF RACING						KALEX		FAU55 TEY RACING						YAMAHA
1	1:52.491	23.399	33.947	22.764	32.381	1:52.491	1	1:53.258	23.302	34.894	22.397	32.665	1:53.258		
2	1:47.152	19.324	33.211	22.449	32.168	3:39.643	2	1:49.932	19.638	35.147	22.607	32.540	3:43.190		
3	1:46.994	19.420	33.168	22.334	32.072	5:26.637	3	1:48.514	19.264	34.207	22.416	32.627	5:31.704		
4	1:47.193	19.321	33.247	22.300	32.325	7:13.830	4	1:48.847	19.578	33.953	22.371	32.945	7:20.551		
5	1:47.120	19.291	33.196	22.315	32.318	9:00.950	5	1:48.752	19.464	34.124	22.398	32.766	9:09.303		
6	1:46.966	19.292	33.220	22.268	32.186	10:47.916	6	1:48.567	19.409	33.567	22.488	33.103	10:57.870		
7	1:47.089	19.270	33.200	22.398	32.221	12:35.005	7	1:52.548	23.279	34.031	22.608	32.630	12:50.418		
8	1:48.049	19.428	33.470	22.551	32.600	14:23.054	8	1:47.690	19.380	33.309	22.314	32.687	14:38.108		
9	1:47.969	19.445	33.502	22.483	32.539	16:11.023	9	1:48.797	19.545	33.587	22.465	33.200	16:26.905		
10	1:47.793	19.403	33.349	22.606	32.435	17:58.816	10	1:48.145	19.293	33.533	22.459	32.860	18:15.050		
11	1:48.146	19.474	33.444	22.553	32.675	19:46.962	11	1:52.133	23.297	33.840	22.363	32.633	20:07.183		
12	1:48.563	19.677	33.559	22.707	32.620	21:35.525	12	1:48.636	19.411	33.442	22.359	33.424	21:55.819		
13	1:48.586	19.651	33.528	22.660	32.747	23:24.111	13	1:48.145	19.547	33.503	22.294	32.801	23:43.964		
14	1:48.678	19.678	33.568	22.533	32.899	25:12.789	14	1:48.296	19.568	33.583	22.330	32.815	25:32.260		
15	1:48.940	19.687	33.786	22.546	32.921	27:01.729	15	1:48.786	19.739	33.682	22.441	32.924	27:21.046		
16	1:48.786	19.665	33.679	22.576	32.866	28:50.515	16	1:49.272	19.796	33.623	22.695	33.158	29:10.318		
17	1:49.903	19.940	33.940	22.744	33.279	30:40.418	17	1:50.176	19.735	34.034	22.765	33.642	31:00.494		
<b>13</b>	<b>Mattia RATO</b>						ITA	<b>13</b>	<b>Mattia RATO</b>						ITA
	PROMORACING						KALEX		PROMORACING						KALEX
1	1:52.081	23.627	33.716	22.473	32.265	1:52.081	1	1:52.081	23.627	33.716	22.473	32.265	1:52.081		
2	1:46.788	19.061	33.296	22.261	32.170	3:38.869	2	1:46.788	19.061	33.296	22.261	32.170	3:38.869		
3	1:46.936	19.109	33.314	22.315	32.198	5:25.805	3	1:46.936	19.109	33.314	22.315	32.198	5:25.805		
4	1:46.829	19.003	33.292	22.265	32.269	7:12.634	4	1:46.829	19.003	33.292	22.265	32.269	7:12.634		






# Moto2

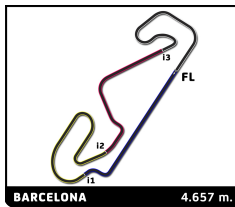
## FIM CEV REPSOL CIRCUIT DE BARCELONA- CATALUNYA

### Race 1

### Sector Analysis

_ Invalidated Lap							■ Personal Best							■ Session Best							B Crossing the pit lane						
Lap	Time	Sector 1	Sector 2	Sector 3	Sector 4	Elapsed	Lap	Time	Sector 1	Sector 2	Sector 3	Sector 4	Elapsed	Lap	Time	Sector 1	Sector 2	Sector 3	Sector 4	Elapsed	Lap	Time	Sector 1	Sector 2	Sector 3	Sector 4	Elapsed
5	1:46.814	19.004	33.196	22.266	32.348	8:59.448	8	1:46.726	18.997	33.236	22.225	32.268	14:18.690														
6	1:46.964	19.015	33.318	22.228	32.403	10:46.412	9	1:46.951	19.106	33.371	22.200	32.274	16:05.641														
7	1:47.406	19.091	33.439	22.363	32.513	12:33.818	10	1:47.048	19.054	33.181	22.188	32.625	17:52.689														
8	1:47.433	19.255	33.339	22.316	32.523	14:21.251	11	1:47.191	19.035	33.342	22.194	32.620	19:39.880														
9	1:47.850	19.266	33.542	22.398	32.644	16:09.101	12	1:47.092	19.068	33.381	22.236	32.407	21:26.972														
10	1:48.103	19.197	33.606	22.507	32.793	17:57.204	13	1:47.552	19.122	33.442	22.399	32.589	23:14.524														
11	1:48.250	19.253	33.759	22.461	32.777	19:45.454	14	1:47.288	19.123	33.443	22.213	32.509	25:01.812														
12	1:48.290	19.317	33.771	22.423	32.779	21:33.744	15	1:47.376	19.088	33.303	22.221	32.764	26:49.188														
13	1:48.525	19.449	33.829	22.451	32.796	23:22.269	16	1:47.465	19.203	33.296	22.314	32.652	28:36.653														
14	1:48.334	19.187	33.667	22.629	32.851	25:10.603	17	1:47.295	19.132	33.316	22.273	32.574	30:23.948														
15	1:48.358	19.295	33.676	22.468	32.919	26:58.961																					
16	1:48.552	19.380	33.752	22.467	32.953	28:47.513																					
17	2:02.673	19.306	33.643	22.476	47.248	30:50.186																					
<b>14</b>	<b>Daijiro SAKO</b>					JPN	<b>21</b>	<b>Alonso LÓPEZ</b>					ESP														
	ANTONIBARCELONA XCTECH					YAMAHA		BOSCOSCURO TALENT TEAM-CIATTI					BOSCOSCURO														
1	1:53.052	23.867	34.065	22.536	32.584	1:53.052	1	1:49.726	22.016	33.385	22.140	32.185	1:49.726														
2	16:24.892 B	19.444				18:17.944	2	1:46.907	19.057	33.340	22.460	32.050	3:36.633														
							3	1:45.564	18.869	32.866	21.902	31.927	5:22.197														
							4	1:45.507	18.880	32.928	21.857	31.842	7:07.704														
							5	1:45.833	18.849	32.942	22.054	31.988	8:53.537														
							6	1:45.978	18.855	33.086	21.942	32.095	10:39.515														
							7	1:46.258	18.872	33.108	22.070	32.208	12:25.773														
							8	1:45.799	18.772	32.961	21.970	32.096	14:11.572														
							9	1:46.279	18.974	33.181	21.978	32.146	15:57.851														
							10	1:46.253	18.923	32.953	22.057	32.320	17:44.104														
							11	1:46.389	18.991	33.188	22.082	32.128	19:30.493														
							12	1:46.565	18.996	33.339	22.029	32.201	21:17.058														
							13	1:46.505	19.036	33.117	22.047	32.305	23:03.563														
							14	1:46.529	19.061	33.116	21.984	32.368	24:50.092														
							15	1:46.353	18.950	33.079	21.967	32.357	26:36.445														
							16	1:46.520	18.968	33.070	22.125	32.357	28:22.965														
							17	1:46.998	18.978	33.257	22.151	32.612	30:09.963														
<b>16</b>	<b>Aleix VIU COTOLI</b>					ESP	<b>32</b>	<b>Kyle PAZ</b>					PHL														
	EASYRACE TEAM					KALEX		VR46 MASTER CAMP TEAM					KALEX														
1	14:53.100	...	34.359	22.476	32.960	14:53.100	1	1:53.856	24.089	34.333	22.696	32.738	1:53.856														
2	1:49.457	19.482	33.805	22.635	33.535	16:42.557	2	1:49.967	20.219	34.433	22.732	32.583	3:43.823														
3	1:48.165	19.652	33.631	22.320	32.562	18:30.722	3	1:48.151	19.323	33.625	22.536	32.667	5:31.974														
4	1:47.698	19.373	33.349	22.322	32.654	20:18.420	4	1:48.427	19.184	33.539	22.684	33.020	7:20.401														
5	1:47.664	19.289	33.561	22.210	32.604	22:06.084	5	1:48.737	19.517	33.675	22.629	32.916	9:09.138														
6	2:12.581 B	20.327	34.922	23.420	53.912	24:18.665	6	1:48.850	19.316	33.698	22.590	33.246	10:57.988														
							7	1:48.372	19.257	33.806	22.499	32.810	12:46.360														
							8	1:48.927	19.475	33.836	22.435	33.181	14:35.287														
							9	1:48.440	19.211	33.654	22.655	32.920	16:23.727														
							10	1:49.163	19.470	34.135	22.443	33.115	18:12.890														
							11	1:49.563	19.595	33.948	22.696	33.324	20:02.453														
							12	1:49.018	19.444	33.828	22.664	33.082	21:51.471														
							13	1:49.861	19.476	33.805	23.239	33.341	23:41.332														
<b>18</b>	<b>Xavi CARDELUS GARCIA</b>					AND	<b>35</b>	<b>Sam WILFORD</b>					GBR														
	PROMORACING					KALEX		AGR TEAM					KALEX														
1	1:50.579	22.525	33.472	22.374	32.208	1:50.579	1	1:51.657	23.099	33.690	22.354	32.514	1:51.657														
2	1:46.638	19.017	33.171	22.371	32.079	3:37.217	2	1:46.680	19.075	33.199	22.251	32.155	3:38.337														
3	1:46.083	19.103	32.973	21.970	32.037	5:23.300	3	1:46.926	19.098	33.298	22.253	32.277	5:25.263														
4	1:46.036	18.976	32.951	22.028	32.081	7:09.336	4	1:47.055	18.995	33.465	22.276	32.319	7:12.318														
5	1:46.372	18.918	33.107	22.113	32.234	8:55.708	5	1:47.084	19.050	33.211	22.329	32.494	8:59.402														
6	1:46.619	19.046	33.124	22.158	32.291	10:42.327	6	1:47.427	19.197	33.414	22.246	32.570	10:46.829														
7	1:46.886	19.062	33.304	22.172	32.348	12:29.213	7	1:47.725	19.336	33.456	22.343	32.590	12:34.554														
8	1:46.778	19.120	33.102	22.053	32.503	14:15.991	8	1:47.999	19.329	33.447	22.443	32.780	14:22.553														
9	1:46.872	19.070	33.228	22.037	32.537	16:02.863																					
10	1:46.956	19.038	33.225	22.135	32.558	17:49.819																					
11	1:46.941	19.167	33.181	22.103	32.490	19:36.760																					
12	1:47.473	19.160	33.527	22.198	32.588	21:24.233																					
13	1:47.079	19.059	33.320	22.135	32.565	23:11.312																					
14	1:47.158	19.162	33.295	22.117	32.584	24:58.470																					
15	1:47.166	19.187	33.210	22.079	32.690	26:45.636																					
16	1:47.301	19.083	33.371	22.124	32.723	28:32.937																					
17	1:47.202	19.125	33.284	22.164	32.629	30:20.139																					
<b>20</b>	<b>Dimas EKKY PRATAMA</b>					IDN																					
	PERTAMINA MANDALIKA SAG STYLOE					KALEX																					
1	1:51.349	22.863	33.679	22.436	32.371	1:51.349																					
2	1:46.672	19.112	33.172	22.324	32.064	3:38.021																					
3	1:46.600	19.046	33.225	22.188	32.141	5:24.621																					
4	1:47.134	19.248	33.591	22.238	32.057	7:11.755																					
5	1:46.855	19.059	33.239	22.053	32.504	8:58.610																					
6	1:46.536	19.122	33.147	22.008	32.259	10:45.146																					
7	1:46.818	19.024	33.385	22.183	32.226	12:31.964																					





# Moto2

## FIM CEV REPSOL CIRCUIT DE BARCELONA- CATALUNYA

### Race 1

### Sector Analysis

— Invalidated Lap    ■ Personal Best    ■ Session Best    B Crossing the pit lane

Lap	Time	Sector 1	Sector 2	Sector 3	Sector 4	Elapsed	Lap	Time	Sector 1	Sector 2	Sector 3	Sector 4	Elapsed
9	1:47.748	19.332	33.464	22.319	32.633	16:10.301	8	1:49.607	19.753	33.754	22.744	33.356	14:37.149
10	1:47.945	19.327	33.539	22.360	32.719	17:58.246	9	1:49.632	19.706	33.831	22.787	33.308	16:26.781
11	1:47.763	19.111	33.547	22.375	32.730	19:46.009	10	1:49.250	19.735	33.798	22.648	33.069	18:16.031
12	1:47.893	19.143	33.593	22.408	32.749	21:33.902	11	1:49.799	19.691	33.987	22.777	33.344	20:05.830
13	1:48.253	19.411	33.584	22.454	32.804	23:22.155	12	1:49.936	19.790	34.001	22.804	33.341	21:55.766
14	1:48.837	19.492	33.710	22.613	33.022	25:10.992	13	1:49.684	19.897	33.860	22.662	33.265	23:45.450
15	1:48.372	19.408	33.523	22.492	32.949	26:59.364	14	1:50.220	19.756	34.138	22.830	33.496	25:35.670
16	1:48.503	19.237	33.740	22.571	32.955	28:47.867	15	1:50.039	20.065	34.035	22.605	33.334	27:25.709
17	1:48.762	19.210	33.638	22.528	33.386	30:36.629	16	1:50.003	19.976	34.101	22.733	33.193	29:15.712
							17	1:50.048	19.591	34.059	22.931	33.467	31:05.760

40 Federico MENOZZI							ITA
FAU55 TEY RACING							YAMAHA
1	2:00.236	25.934	35.531	24.177	34.594	2:00.236	
2	1:55.942	20.765	36.396	24.275	34.506	3:56.178	
3	1:56.568	20.917	36.626	24.052	34.973	5:52.746	
4	1:56.696	20.947	36.020	24.170	35.559	7:49.442	
5	1:56.477	21.014	35.951	24.092	35.420	9:45.919	
6	1:56.407	21.249	36.073	24.055	35.030	11:42.326	
7	1:56.283	21.097	35.848	24.586	34.752	13:38.609	
8	1:58.115	21.188	36.393	24.678	35.856	15:36.724	
9	2:26.665	23.622	42.637	41.043	39.363	18:03.389	
10	2:25.051	23.472	52.138	25.460	43.981	20:28.440	
11	1:58.095	21.245	37.560	24.069	35.221	22:26.535	
12	1:56.394	21.024	36.062	24.121	35.187	24:22.929	
13	2:01.047	21.532	39.602	24.259	35.654	26:23.976	
14	2:18.350	24.594	44.951	24.290	44.515	28:42.326	
15	2:06.235	25.970	40.360	24.352	35.553	30:48.561	


44 Kevin ORGIS							DEU
AVINTIA ESPONSORAMA JUNIOR TEA							YAMAHA
1	1:54.779	24.091	34.599	22.887	33.202	1:54.779	
2	1:49.986	19.921	34.108	22.674	33.283	3:44.765	
3	1:49.407	19.623	34.062	22.694	33.028	5:34.172	
4	1:49.249	19.550	33.897	22.721	33.081	7:23.421	
5	1:49.472	19.588	33.900	22.822	33.162	9:12.893	
6	1:49.468	19.612	33.891	22.664	33.301	11:02.361	
7	1:49.207	19.695	33.803	22.618	33.091	12:51.568	
8	1:49.801	19.717	34.007	22.723	33.354	14:41.369	
9	1:49.800	19.709	34.010	22.781	33.300	16:31.169	
10	1:49.810	19.652	34.092	22.775	33.291	18:20.979	
11	1:49.649	19.730	33.931	22.724	33.264	20:10.628	
12	1:49.952	19.755	34.007	22.819	33.371	22:00.580	
13	1:50.235	19.770	34.070	22.855	33.540	23:50.815	
14	1:50.630	19.794	34.159	22.984	33.693	25:41.445	
15	1:50.419	19.801	34.185	22.813	33.620	27:31.864	
16	1:51.112	19.776	34.494	22.921	33.921	29:22.976	
17	1:51.565	19.846	34.588	22.990	34.141	31:14.541	

45 Leon ORGIS							DEU
AVINTIA ESPONSORAMA JUNIOR TEA							YAMAHA
1	1:54.885	24.190	34.734	22.759	33.202	1:54.885	
2	1:48.777	19.620	33.737	22.697	32.723	3:43.662	
3	1:48.941	19.682	33.775	22.629	32.855	5:32.603	
4	1:48.701	19.456	33.725	22.600	32.920	7:21.304	
5	1:48.692	19.549	33.692	22.571	32.880	9:09.996	
6	1:48.525	19.459	33.636	22.540	32.890	10:58.521	
7	1:49.021	19.741	33.773	22.539	32.968	12:47.542	

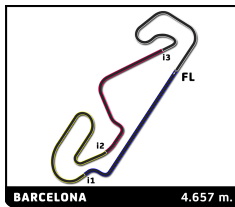
49 Alex PEREZ VIADEL							ESP
H43TEAMNOBBY							YAMAHA
1	1:57.469	24.877	35.148	23.389	34.055	1:57.469	
2	1:51.049	20.063	34.639	23.206	33.141	3:48.518	
3	1:50.388	19.574	34.331	23.101	33.382	5:38.906	
4	1:50.052	19.720	34.225	22.869	33.238	7:28.958	
5	1:50.167	19.748	34.251	22.838	33.330	9:19.125	
6	1:50.864	19.836	34.379	23.053	33.596	11:09.989	
7	1:50.980	19.834	34.555	23.139	33.452	13:00.969	
8	1:51.125	20.244	34.276	23.053	33.552	14:52.094	
9	1:50.702	19.720	34.311	23.002	33.669	16:42.796	
10	1:50.711	19.736	34.371	23.050	33.554	18:33.507	
11	1:51.038	19.885	34.533	23.075	33.545	20:24.545	
12	1:51.110	20.073	34.363	22.925	33.749	22:15.655	
13	1:51.375	19.768	34.460	23.076	34.071	24:07.030	
14	1:50.832	19.812	34.613	23.005	33.402	25:57.862	
15	1:50.527	19.711	34.460	22.921	33.435	27:48.389	
16	1:50.985	19.784	34.568	23.023	33.610	29:39.374	
17	1:50.576	19.728	34.626	22.938	33.284	31:29.950	

50 Ondrej VOSTATEK							CZE
FAU55 TEY RACING							YAMAHA
1	1:53.663	24.005	34.345	22.641	32.672	1:53.663	
2	1:48.821	19.564	33.936	22.506	32.815	3:42.484	
3	1:48.568	19.488	33.712	22.515	32.853	5:31.052	
4	1:49.258	19.525	33.772	22.921	33.040	7:20.310	
5	1:49.398	19.814	33.927	22.485	33.172	9:09.708	
6	1:49.555	19.486	34.190	22.800	33.079	10:59.263	
7	1:49.265	19.565	33.925	22.737	33.038	12:48.528	
8	1:49.546	19.646	33.909	22.697	33.294	14:38.074	
9	1:49.539	19.804	34.018	22.652	33.065	16:27.613	
10	1:49.446	19.537	33.849	22.897	33.163	18:17.059	
11	1:49.516	19.611	33.997	22.743	33.165	20:06.575	
12	1:49.564	19.593	34.040	22.539	33.392	21:56.139	
13	1:49.489	19.720	33.971	22.735	33.063	23:45.628	
14	1:50.098	19.655	34.246	22.609	33.588	25:35.726	
15	1:49.897	19.819	33.981	22.641	33.456	27:25.623	
16	1:49.919	19.843	33.997	22.656	33.423	29:15.542	
17	1:50.272	19.950	34.098	22.922	33.302	31:05.814	

52 Jorel BOERBOOM							NLD
BOERBOOM RACING							KALEX
1	1:55.713	24.837	34.437	22.995	33.444	1:55.713	
2	1:49.864	19.600	34.149	22.880	33.235	3:45.577	
3	1:50.583	19.509	34.234	23.016	33.824	5:36.160	
4	1:51.192	19.618	34.548	23.189	33.837	7:27.352	







# Moto2

## FIM CEV REPSOL CIRCUIT DE BARCELONA- CATALUNYA

### Race 1

### Sector Analysis

— Invalidated Lap    ■ Personal Best    ■ Session Best    B Crossing the pit lane

Lap	Time	Sector 1	Sector 2	Sector 3	Sector 4	Elapsed	Lap	Time	Sector 1	Sector 2	Sector 3	Sector 4	Elapsed
5	1:51.311	19.711	34.657	23.097	33.846	9:18.663	11	1:50.936	19.868	34.524	23.041	33.503	20:24.762
6	1:51.232	19.722	34.661	23.043	33.806	11:09.895	12	1:50.559	<b>19.718</b>	<b>33.935</b>	<b>22.782</b>	34.124	22:15.321
7	1:51.465	19.830	34.571	23.189	33.875	13:01.360	13	1:51.926	19.848	34.629	23.400	34.049	24:07.247
8	1:50.668	19.686	34.313	22.981	33.688	14:52.028	14	1:51.532	19.831	34.755	23.120	33.826	25:58.779
9	1:50.673	19.640	34.242	23.035	33.756	16:42.701	15	1:50.824	19.969	34.165	23.191	33.499	27:49.603
10	1:50.320	<b>19.430</b>	34.263	22.963	33.664	18:33.021	16	1:50.498	19.906	34.076	22.988	33.528	29:40.101
11	1:50.934	19.914	34.316	22.938	33.766	20:23.955	17	1:51.051	19.830	34.203	23.214	33.804	31:31.152
12	1:51.232	19.663	34.331	23.076	34.162	22:15.187							
13	1:51.774	19.709	34.753	23.088	34.224	24:06.961							
14	1:51.541	19.782	34.733	23.313	33.713	25:58.502							
15	1:50.751	19.665	34.408	23.023	33.655	27:49.253							
16	1:50.623	19.553	34.360	23.025	33.685	29:39.876							
17	1:51.025	19.525	34.454	23.190	33.856	31:30.901							

**54****Fermin ALDEGUER**

ESP

BOSCOSCURO TALENT TEAM-CIATTI

BOSCOSCURO

1	1:49.813	22.262	33.255	22.187	32.109	1:49.813
2	1:46.055	19.116	33.315	21.946	<b>31.678</b>	3:35.868
3	1:45.276	<b>18.733</b>	<b>32.855</b>	21.853	31.835	5:21.144
4	1:45.257	18.936	<b>32.683</b>	21.846	31.792	7:06.401
5	<b>1:44.980</b>	18.798	32.720	<b>21.748</b>	31.714	8:51.381
6	1:45.198	18.888	32.707	21.754	31.849	10:36.579
7	1:45.318	18.837	32.793	21.775	31.913	12:21.897
8	1:45.481	18.863	32.818	21.794	32.006	14:07.378
9	1:45.911	19.002	32.811	21.937	32.161	15:53.289
10	1:45.624	18.936	32.799	21.879	32.010	17:38.913
11	1:45.679	18.912	32.835	21.884	32.048	19:24.592
12	1:46.040	19.085	32.915	21.911	32.129	21:10.632
13	1:45.825	18.890	32.892	21.884	32.159	22:56.457
14	1:46.252	18.948	32.913	22.115	32.276	24:42.709
15	1:46.663	19.066	33.032	22.039	32.526	26:29.372
16	1:46.392	19.044	33.005	21.924	32.419	28:15.764
17	1:47.153	19.060	33.136	21.957	33.000	30:02.917

**55****Alex TOLEDO ROMERO**

ESP

EASYPACE TEAM

KALEX

1	1:50.142	22.327	33.438	22.205	<b>32.172</b>	1:50.142
2	1:46.872	19.208	<b>33.211</b>	22.232	32.221	3:37.014
3	1:47.215	19.171	33.403	22.283	32.358	5:24.229
4	1:47.260	19.455	33.431	22.139	32.235	7:11.489
5	1:47.435	19.181	33.616	22.196	32.442	8:58.924
6	<b>1:46.691</b>	19.083	33.235	22.106	32.267	10:45.615
7	1:46.867	<b>19.014</b>	33.379	22.151	32.323	12:32.482
8	17:37.089 B	19.079	33.267	<b>22.007</b>	...	30:09.571

**62****Jared SCHULTZ KARL**

ZAF

FIFTY- MOTORSPORT

YAMAHA

1	1:57.198	24.932	35.297	23.328	33.641	1:57.198
2	1:50.532	19.932	34.209	23.093	33.298	3:47.730
3	1:50.269	19.952	33.973	23.098	<b>33.246</b>	5:37.999
4	1:50.512	19.995	34.205	22.955	33.357	7:28.511
5	1:50.307	19.864	34.093	22.882	33.468	9:18.818
6	1:51.441	19.936	34.489	22.954	34.062	11:10.259
7	1:51.379	19.948	34.387	23.754	33.290	13:01.638
8	1:50.801	20.052	34.180	22.885	33.684	14:52.439
9	1:51.173	19.817	34.405	23.290	33.661	16:43.612
10	<b>1:50.214</b>	19.918	33.983	22.878	33.435	18:33.826

**74****Piotr BIESIEKIRSKI**

POL

PERTAMINA MANDALIKA SAG STYLOE

KALEX

1	1:50.879	22.643	33.611	22.377	32.248	1:50.879
2	1:47.029	19.233	33.354	22.323	<b>32.119</b>	3:37.908
3	1:46.632	18.916	33.228	22.237	32.251	5:24.540
4	1:47.068	19.261	33.486	22.199	32.122	7:11.608
5	<b>1:46.491</b>	18.929	<b>33.152</b>	<b>22.029</b>	32.381	8:58.099
6	1:46.524	<b>18.893</b>	33.194	22.212	32.225	10:44.623
7	1:46.880	19.020	33.388	22.200	32.272	12:31.503
8	1:46.658	19.059	33.197	22.156	32.246	14:18.161
9	1:46.882	19.008	33.258	22.318	32.298	16:05.043
10	1:46.674	18.937	33.227	22.170	32.340	17:51.717
11	1:46.893	18.914	33.344	22.305	32.330	19:38.610
12	1:46.887	19.002	33.355	22.128	32.402	21:25.497
13	1:46.906	18.986	33.351	22.162	32.407	23:12.403
14	1:47.030	18.996	33.381	22.117	32.536	24:59.433
15	1:46.850	18.972	33.329	22.117	32.432	26:46.283
16	1:47.005	18.907	33.385	22.162	32.551	28:33.288
17	1:46.930	19.089	33.289	22.102	32.450	30:20.218

**87****Gian MERTENS**

BEL

DHOLDA RACING

KALEX

1	1:57.417	24.610	35.285	23.427	34.095	1:57.417
2	1:52.166	20.009	34.620	23.288	34.249	3:49.583
3	1:52.279	20.011	34.832	23.321	34.115	5:41.862
4	1:52.237	20.021	34.869	23.330	34.017	7:34.099
5	1:56.363	23.027	36.116	23.408	<b>33.812</b>	9:30.462
6	1:51.642	<b>19.942</b>	34.640	23.132	33.928	11:22.104
7	<b>1:51.570</b>	19.985	<b>34.455</b>	<b>23.080</b>	34.050	13:13.674
8	1:52.049	20.036	34.631	23.193	34.189	15:05.723
9	1:51.944	19.996	34.721	23.228	33.999	16:57.667
10	1:51.934	20.129	34.558	23.279	33.968	18:49.601
11	1:53.016	20.162	34.672	24.103	34.079	20:42.617
12	1:52.012	20.063	34.624	23.258	34.067	22:34.629
13	1:52.420	20.038	35.087	23.303	33.992	24:27.049
14	1:52.559	20.117	35.090	23.186	34.166	26:19.608
15	1:53.080	20.103	34.747	23.292	34.938	28:12.688
16	1:53.922	20.498	35.489	23.648	34.287	30:06.610


**99****Oscar GUTIERREZ IGLE**

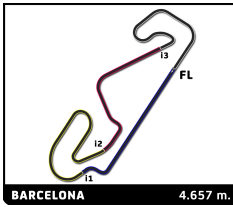
ESP

BULTACO RACING

BULTACO

1	1:51.799	23.166	33.792	22.538	32.303	1:51.799
2	1:46.906	19.161	33.243	22.307	<b>32.195</b>	3:38.705
3	1:46.886	19.114	33.250	22.226	32.296	5:25.591
4	1:46.927	19.055	33.295	22.247	32.330	7:12.518
5	1:47.233	19.224	33.375	22.230	32.404	8:59.751
6	1:47.147	19.217	33.256	22.272	32.402	10:46.898
7	1:46.957	19.051	33.314	22.226	32.366	12:33.855
8	1:46.862	19.080	<b>33.178</b>	<b>22.170</b>	32.434	14:20.717





## Moto2

# FIM CEV REPSOL CIRCUIT DE BARCELONA- CATALUNYA

## Race 1

### Sector Analysis

— Invalidated Lap

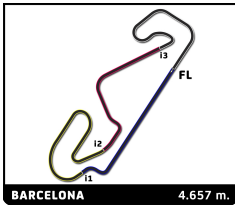
■ Personal Best

■ Session Best

B Crossing the pit lane

Lap	Time	Sector 1	Sector 2	Sector 3	Sector 4	Elapsed	Lap	Time	Sector 1	Sector 2	Sector 3	Sector 4	Elapsed
9	<b>1:46.830</b>	19.041	33.274	22.184	32.331	16:07.547							
10	1:46.983	19.038	33.258	22.225	32.462	17:54.530							
11	1:47.115	19.108	33.277	22.241	32.489	19:41.645							
12	1:46.910	19.062	33.252	22.183	32.413	21:28.555							
13	1:47.215	<b>19.001</b>	33.357	22.285	32.572	23:15.770							
14	1:47.283	19.136	33.313	22.232	32.602	25:03.053							
15	1:47.324	19.119	33.311	22.281	32.613	26:50.377							
16	1:47.652	19.140	33.465	22.386	32.661	28:38.029							
17	1:47.875	19.233	33.468	22.410	32.764	30:25.904							



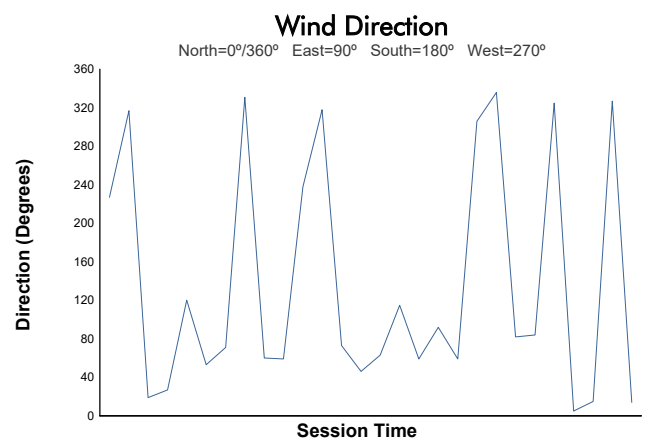
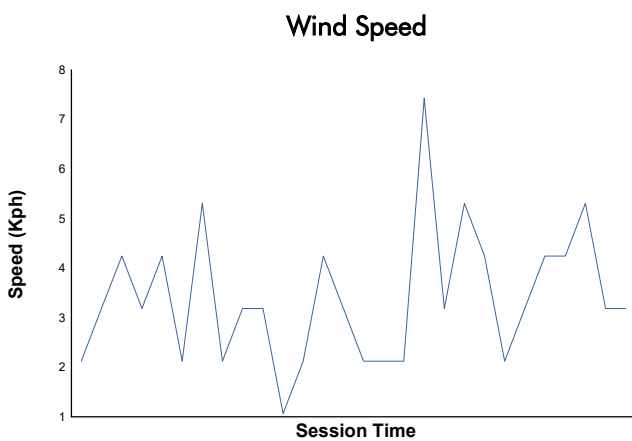
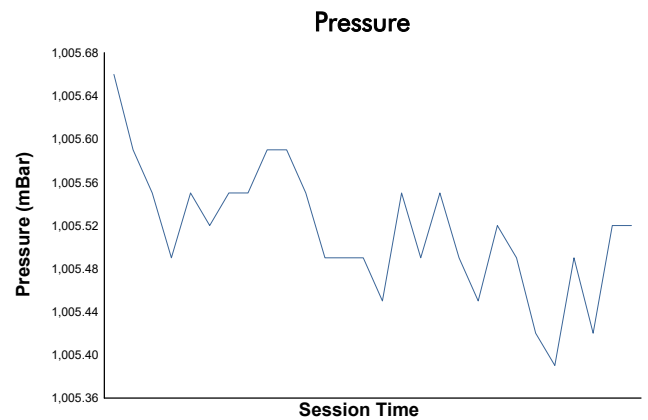
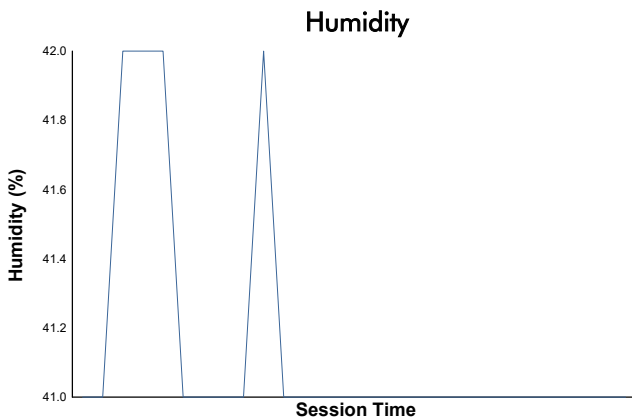
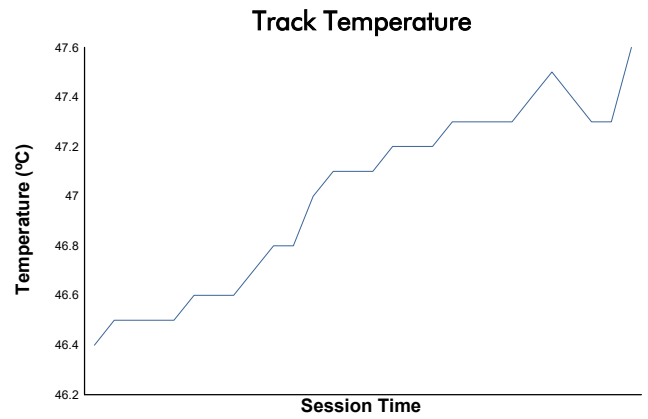
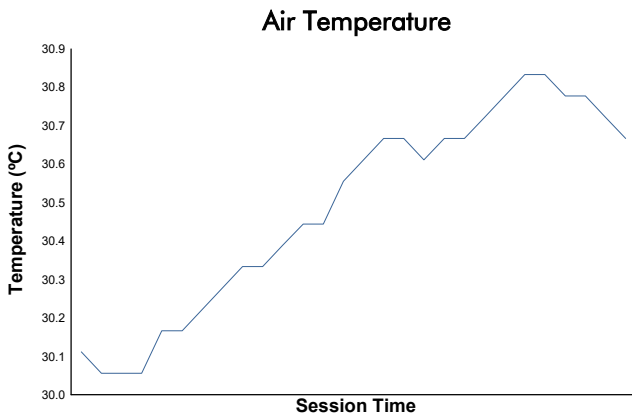


# FIM CEV REPSOL CIRCUIT DE BARCELONA- CATALUNYA

## Moto2

## Race 1

## Weather Report



Track Status: **DRY**

