

# Hawkers ETC

## FIM CEV REPSOL CIRCUIT DE BARCELONA-(

### Race (15 Laps, 69.9 km.)

### Classification

No	Rider	Nat	Team	Bike	Tires	Cl.	Laps	Total Time	Gap	Kph	Best Lap		
											Lap	Time	Kph
1	85 Xabi ZURUTUZA TORRES	ESP	CUNA DE CAMPEONES	HONDA	ETC		15	<b>28:10.539</b>	-	148.8	2	<b>1:51.894</b>	149.8
2	28 Máximo MARTÍNEZ QUIL	ESP	TEAM HONDA LAGLISSE	HONDA	ETC		15	<b>28:10.563</b>	+0.024	148.8	2	<b>1:51.881</b>	149.8
3	44 Hugo MILLAN GRACIA	ESP	CUNA DE CAMPEONES	HONDA	ETC		15	<b>28:10.585</b>	+0.046	148.8	2	<b>1:51.956</b>	149.7
4	83 Alvaro CARPE RUIZ	ESP	MT-FOUNDATION 77	HONDA	ETC		15	<b>28:23.532</b>	+12.993	147.6	6	<b>1:52.697</b>	148.8
5	51 Brian URIARTE DIEGO	ESP	TEAM ESTRELLA GALICIA 0,0	HONDA	ETC		15	<b>28:23.860</b>	+13.321	147.6	6	<b>1:52.586</b>	148.9
6	78 Joel ESTEBAN RUIZ	ESP	IGAX TEAM	HONDA	ETC		15	<b>28:23.923</b>	+13.384	147.6	3	<b>1:52.648</b>	148.8
7	54 Alberto FERRÁNDEZ	ESP	MT-FOUNDATION 77	HONDA	ETC		15	<b>28:24.198</b>	+13.659	147.6	5	<b>1:52.799</b>	148.6
8	18 Angel PIQUERAS GARCIA	ESP	TEAM ESTRELLA GALICIA 0,0	HONDA	ETC		15	<b>28:24.256</b>	+13.717	147.6	5	<b>1:52.612</b>	148.9
9	47 Dodo BOGGIO	ITA	ASPAR JUNIOR TEAM	HONDA	ETC		15	<b>28:27.379</b>	+16.840	147.3	9	<b>1:52.159</b>	149.5
10	24 Guillem PLANQUES	FRA	LARRESPORT	HONDA	ETC		15	<b>28:32.909</b>	+22.370	146.8	5	<b>1:52.600</b>	148.9
11	95 Marco MORELLI CHINCO	ARG	TEAM ESTRELLA GALICIA 0,0	HONDA	ETC		15	<b>28:34.314</b>	+23.775	146.7	6	<b>1:52.652</b>	148.8
12	4 Milan Leon PAWELEC	POL	WOJCIK JUNIOR RACING TEAM	HONDA	ETC		15	<b>28:39.914</b>	+29.375	146.2	4	<b>1:52.917</b>	148.5
13	26 Pau ALSINA SÁNCHEZ	ESP	ARTBOX	HONDA	ETC		15	<b>28:40.722</b>	+30.183	146.1	4	<b>1:53.403</b>	147.8
14	36 Sharul SHARIL	MYS	LIQUI MOLY INTACT SIC RACING TEAM	HONDA	ETC		15	<b>28:40.727</b>	+30.188	146.1	2	<b>1:53.390</b>	147.9
15	87 Alex GOURDON	FRA	LEOPARD IMPALA JUNIOR TEAM	HONDA	ETC		15	<b>28:40.742</b>	+30.203	146.1	5	<b>1:52.745</b>	148.7
16	5 Oleg Max PAWELEC	POL	WOJCIK JUNIOR RACING TEAM	HONDA	ETC		15	<b>28:40.808</b>	+30.269	146.1	4	<b>1:52.950</b>	148.4
17	27 Rico SALMELA	FIN	TEAM ESTRELLA GALICIA 0,0	HONDA	ETC		15	<b>28:40.925</b>	+30.386	146.1	2	<b>1:53.556</b>	147.6
18	81 César PARRILLA VEGA	ESP	FAU55 TEY RACING	HONDA	ETC		15	<b>28:41.007</b>	+30.468	146.1	4	<b>1:53.633</b>	147.5
19	13 Hakim DANISH	MYS	LIQUI MOLY INTACT SIC RACING TEAM	HONDA	ETC		15	<b>28:41.672</b>	+31.133	146.1	9	<b>1:53.577</b>	147.6
20	93 Guido PINI	ITA	AC RACING TEAM	HONDA	ETC		15	<b>28:46.459</b>	+35.920	145.7	5	<b>1:54.008</b>	147.1
21	17 Torin COLLINS	CAN	TEAM MTA	HONDA	ETC		15	<b>28:46.522</b>	+35.983	145.7	3	<b>1:54.075</b>	147.0
22	67 Casey O'GORMAN	IRL	CUNA DE CAMPEONES	HONDA	ETC		15	<b>28:50.422</b>	+39.883	145.3	2	<b>1:54.205</b>	146.8
23	89 Demis MIHAILA	ITA	TEAM HONDA LAGLISSE	HONDA	ETC		15	<b>28:50.468</b>	+39.929	145.3	3	<b>1:54.299</b>	146.7
24	73 Gonçalo RIBEIRO	PRT	LOUSAESTRADAS	HONDA	ETC		15	<b>28:50.924</b>	+40.385	145.3	11	<b>1:54.258</b>	146.7
25	16 Alessandro SCIARRETTA	ITA	AC RACING	HONDA	ETC		15	<b>28:51.648</b>	+41.109	145.2	11	<b>1:54.288</b>	146.7
26	66 Phillip TONN	DEU	LIQUI MOLY INTACT SIC RACING TEAM	HONDA	ETC		15	<b>28:58.396</b>	+47.857	144.7	6	<b>1:52.161</b>	149.5
27	74 Carter BROWN	GBR	KRP	HONDA	ETC		15	<b>28:58.967</b>	+48.428	144.6	2	<b>1:54.035</b>	147.0
28	20 Owen VAN TRIGT	NLD	LARRESPORT	HONDA	ETC		15	<b>29:07.295</b>	+56.756	143.9	11	<b>1:55.042</b>	145.7
29	12 Jacob ROULSTONE	AUS	LEOPARD IMPALA JUNIOR TEAM	HONDA	ETC		15	<b>29:32.464</b>	+1:21.925	141.9	2	<b>1:52.766</b>	148.7
<b>Not classified</b>													
75	Justin Albert FOKKERT	NLD	TALENT TEAM OUDLEUSEN	HONDA	ETC		11	<b>21:17.338</b>			11	<b>1:55.012</b>	145.8
10	Adrián CRUCES	ESP	CUNA DE CAMPEONES	HONDA	ETC		9	<b>16:56.320</b>			2	<b>1:51.644</b>	150.2
31	Roberto GARCIA TINOCO	ESP	AVATEL - CARDOSO RACING	HONDA	ETC		7	<b>13:15.003</b>			6	<b>1:52.698</b>	148.8
22	David ALMANSA	ESP	FINETWORK HAWKERS JUNIOR TEAM	HONDA	ETC		7	<b>13:15.307</b>			6	<b>1:52.407</b>	149.1
37	Corey TINKER	GBR	SIC58 SQUADRA CORSE	HONDA	ETC		7	<b>13:31.667</b>			3	<b>1:54.437</b>	146.5
19	Pol SOLÁ FLORENSA	ESP	ASPAR JUNIOR TEAM	HONDA	ETC		6	<b>26:14.421</b>			4	<b>1:53.413</b>	147.8
43	Amanuel BRINTON	GBR	IGAX TEAM	HONDA	ETC		2	<b>3:52.913</b>			2	<b>1:53.219</b>	148.1
25	Gonzalo PÉREZ ÁLVAREZ	ESP	FINETWORK HAWKERS JUNIOR TEAM	HONDA	ETC								
21	Ruché MOODLEY	ZAF	FIFTY MOTORSPORT	HONDA	ETC								

<b>Pole Position:</b>	Hugo MILLAN GRACIA	<b>1:51.269</b>	
<b>Fastest Lap:</b>	Lap2 Adrián CRUCES	<b>1:51.644</b>	150.2 Kph

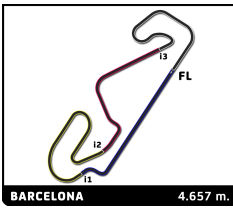
RIDER #47 AND #74 PENALTY FOR REPEATEDLY EXCEEDING TRACK LIMITS - 3 SECONDS  
 RIDER #20 PENALTY FOR FAILED TO COMPLY FOR LONG LAP PENALTY - 6 SECONDS

Published at: .....

Track Status: **DRY**

<b>Race Director:</b>	<b>Timekeeper:</b>
-----------------------	--------------------



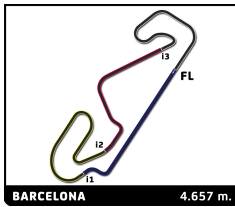


# Hawkers ETC FIM CEV REPSOL CIRCUIT DE BARCELONA-CATALUNYA Race

## Lap Chart

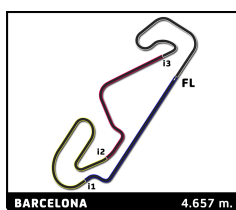
No	Pos	Grid	Lap														
			1	2	3	4	5	6	7	8	9	10	11	12	13	14	15
44	<b>1</b>	44	28	28	28	85	44	28	44	85	28	28	85	28	28	28	85
85	<b>2</b>	85	44	44	44	10	10	85	10	10	44	85	28	85	85	44	28
28	<b>3</b>	28	85	10	10	28	28	44	85	44	10	44	44	44	44	85	44
54	<b>4</b>	54	10	85	85	44	85	10	28	28	85	83	54	83	83	47	83
18	<b>5</b>	18	24	83	83	83	83	83	66	83	83	54	47	47	78	83	51
51	<b>6</b>	51	22	24	31	31	31	31	83	54	51	51	83	78	54	51	78
31	<b>7</b>	31	31	31	78	54	54	66	51	66	54	47	18	51	51	78	54
22	<b>8</b>	22	51	22	51	51	51	22	31	51	18	78	51	54	18	54	18
10	<b>9</b>	10	83	51	54	66	66	51	47	18	78	18	78	18	47	18	47
78	<b>10</b>	78	54	54	22	22	22	47	54	78	47	24	24	24	24	24	24
24	<b>11</b>	24	47	78	24	78	47	54	22	95	24	95	95	95	95	95	95
47	<b>12</b>	47	95	47	66	47	78	78	78	47	95	87	87	13	4	4	4
95	<b>13</b>	95	78	66	95	24	24	24	24	24	81	36	26	4	26	87	26
27	<b>14</b>	27	66	95	47	18	18	18	18	87	87	26	4	87	87	36	36
5	<b>15</b>	5	18	12	18	95	95	95	95	26	26	81	36	36	36	81	87
66	<b>16</b>	66	12	18	12	4	19	4	87	81	36	5	81	81	81	26	5
26	<b>17</b>	26	26	26	36	19	4	87	4	36	5	13	13	26	5	5	27
12	<b>18</b>	12	27	36	27	26	26	26	36	5	4	4	5	5	13	27	81
83	<b>19</b>	83	36	27	19	27	87	36	5	27	27	27	27	27	27	13	13
36	<b>20</b>	36	19	43	26	36	36	27	27	4	13	93	93	93	17	93	93
81	<b>21</b>	81	43	19	4	5	27	5	26	13	93	17	17	17	93	17	17
4	<b>22</b>	4	4	4	81	87	5	81	81	93	17	74	73	67	16	73	67
43	<b>23</b>	43	93	81	5	81	81	13	13	17	74	67	67	89	89	89	89
25	<b>24</b>	25	87	93	87	93	13	93	93	74	67	89	89	16	73	67	73
19	<b>25</b>	19	81	5	93	74	93	74	74	16	73	73	16	73	67	16	16
87	<b>26</b>	87	5	74	74	13	74	17	17	89	89	16	74	74	74	74	74
21	<b>27</b>	21	74	87	13	17	17	89	16	73	16	66	66	66	20	66	66
37	<b>28</b>	37	17	13	17	16	89	37	89	67	66	20	20	20	66	20	20
93	<b>29</b>	93	16	17	16	37	73	16	73	75	20	75	75	12	12	12	12
16	<b>30</b>	16	37	16	37	89	37	73	37	20	75	12	12				
13	<b>31</b>	13	13	37	67	67	16	67	67	12	12						
17	<b>32</b>	17	67	67	89	73	67	75	20								
73	<b>33</b>	73	73	89	73	20	20	20	75								
75	<b>34</b>	75	89	73	20	75	75	12	12								
67	<b>35</b>	67	75	75	75	12	12	19									
20	<b>36</b>	20	20	20													
89	<b>37</b>	89															
74	<b>38</b>	74															



**Hawkers ETC****FIM CEV REPSOL CIRCUIT DE BARCELONA-CATALUNYA****Race****Best Sector Times**

Sector 1			Sector 2			Sector 3			Sector 4			Pos	No	Ideal Lap	Best Lap
Pos	No Rider	Time	No Rider	Time	No Rider	Time	No Rider	Time	Pos	No	Time				
1	54 A.FERRÁNDEZ	20.889	44 H.MILLAN GRACIA	34.102	54 A.FERRÁNDEZ	23.473	85 X.ZURUTUZA TORRES	32.830	1	28	1:51.457	1:51.881 (2)			
2	28 M.MARTÍNEZ QUIL	20.910	28 M.MARTÍNEZ QUIL	34.132	22 D.ALMANSA	23.501	28 M.MARTÍNEZ QUIL	32.858	2	10	1:51.511	1:51.644 (1)			
3	47 D.BOGGIO	20.912	10 A.CRUCES	34.144	44 H.MILLAN GRACIA	23.501	44 H.MILLAN GRACIA	32.863	3	44	1:51.570	1:51.956 (4)			
4	18 A.PIQUERAS GARCIA	20.935	85 X.ZURUTUZA TORRES	34.154	85 X.ZURUTUZA TORRES	23.506	10 A.CRUCES	32.871	4	85	1:51.588	1:51.894 (3)			
5	4 M.PAWELEC	20.938	31 R.GARCIA TINOCO	34.272	24 G.PLANQUES	23.509	66 P.TONN	32.952	5	47	1:51.824	1:52.159 (5)			
6	24 G.PLANQUES	20.942	47 D.BOGGIO	34.304	10 A.CRUCES	23.513	51 B.URIARTE DIEGO	33.027	6	66	1:51.931	1:52.161 (6)			
7	51 B.URIARTE DIEGO	20.961	51 B.URIARTE DIEGO	34.328	18 A.PIQUERAS GARCIA	23.535	47 D.BOGGIO	33.032	7	51	1:51.944	1:52.586 (8)			
8	10 A.CRUCES	20.983	22 D.ALMANSA	34.349	28 M.MARTÍNEZ QUIL	23.557	78 J.ESTEBAN RUIZ	33.061	8	54	1:52.023	1:52.799 (17)			
9	43 A.BRINTON	21.017	13 H.DANISH	34.356	66 P.TONN	23.566	31 R.GARCIA TINOCO	33.082	9	22	1:52.107	1:52.407 (7)			
10	66 P.TONN	21.052	66 P.TONN	34.361	47 D.BOGGIO	23.576	83 A.CARPE RUIZ	33.095	10	31	1:52.177	1:52.698 (14)			
11	36 S.SHARIL	21.058	83 A.CARPE RUIZ	34.363	4 M.PAWELEC	23.619	22 D.ALMANSA	33.162	11	78	1:52.189	1:52.648 (11)			
12	78 J.ESTEBAN RUIZ	21.068	12 J.ROULSTONE	34.384	51 B.URIARTE DIEGO	23.628	54 A.FERRÁNDEZ	33.184	12	18	1:52.234	1:52.612 (10)			
13	19 P.SOLÁ FLORENSA	21.089	87 A.GOURDON	34.419	78 J.ESTEBAN RUIZ	23.638	87 A.GOURDON	33.224	13	24	1:52.340	1:52.600 (9)			
14	22 D.ALMANSA	21.095	78 J.ESTEBAN RUIZ	34.422	12 J.ROULSTONE	23.643	95 M.MORELLI CHINCO	33.272	14	83	1:52.361	1:52.697 (13)			
15	85 X.ZURUTUZA TORRES	21.098	95 M.MORELLI CHINCO	34.442	5 O.PAWELEC	23.645	18 A.PIQUERAS GARCIA	33.309	15	87	1:52.444	1:52.745 (15)			
16	87 A.GOURDON	21.101	18 A.PIQUERAS GARCIA	34.455	83 A.CARPE RUIZ	23.650	81 C.PARRILLA VEGA	33.311	16	95	1:52.542	1:52.652 (12)			
17	44 H.MILLAN GRACIA	21.104	54 A.FERRÁNDEZ	34.477	19 P.SOLÁ FLORENSA	23.650	24 G.PLANQUES	33.383	17	4	1:52.584	1:52.917 (18)			
18	81 C.PARRILLA VEGA	21.108	24 G.PLANQUES	34.506	95 M.MORELLI CHINCO	23.685	36 S.SHARIL	33.419	18	12	1:52.746	1:52.766 (16)			
19	31 R.GARCIA TINOCO	21.117	81 C.PARRILLA VEGA	34.531	87 A.GOURDON	23.700	26 P.ALSINA SÁNCHEZ	33.440	19	81	1:52.801	1:53.633 (26)			
20	95 M.MORELLI CHINCO	21.143	5 O.PAWELEC	34.537	31 R.GARCIA TINOCO	23.706	5 O.PAWELEC	33.449	20	5	1:52.856	1:52.950 (19)			
21	13 H.DANISH	21.179	4 M.PAWELEC	34.565	27 R.SALMELA	23.758	4 M.PAWELEC	33.462	21	36	1:52.900	1:53.390 (21)			
22	73 G.RIBEIRO	21.202	36 S.SHARIL	34.586	43 A.BRINTON	23.783	27 R.SALMELA	33.478	22	19	1:52.913	1:53.413 (23)			
23	12 J.ROULSTONE	21.205	27 R.SALMELA	34.592	26 P.ALSINA SÁNCHEZ	23.787	13 H.DANISH	33.488	23	13	1:52.928	1:53.577 (25)			
24	5 O.PAWELEC	21.225	19 P.SOLÁ FLORENSA	34.594	36 S.SHARIL	23.837	12 J.ROULSTONE	33.514	24	43	1:53.054	1:53.219 (20)			
25	83 A.CARPE RUIZ	21.253	43 A.BRINTON	34.612	81 C.PARRILLA VEGA	23.851	75 J.FOKKERT	33.531	25	27	1:53.132	1:53.556 (24)			
26	20 O.VAN TRIGT	21.291	26 P.ALSINA SÁNCHEZ	34.649	67 C.O'GORMAN	23.856	74 C.BROWN	33.536	26	26	1:53.179	1:53.403 (22)			
27	26 P.ALSINA SÁNCHEZ	21.303	74 C.BROWN	34.692	74 C.BROWN	23.885	93 G.PINI	33.563	27	74	1:53.464	1:54.035 (28)			
28	27 R.SALMELA	21.304	93 G.PINI	34.715	13 H.DANISH	23.905	19 P.SOLÁ FLORENSA	33.580	28	93	1:53.568	1:54.008 (27)			
29	17 T.COLLINS	21.317	17 T.COLLINS	34.741	37 C.TINKER	23.919	73 G.RIBEIRO	33.584	29	73	1:53.698	1:54.258 (31)			
30	93 G.PINI	21.333	67 C.O'GORMAN	34.846	89 D.MIHAILA	23.929	89 D.MIHAILA	33.600	30	67	1:53.716	1:54.205 (30)			
31	67 C.O'GORMAN	21.348	16 A.SCIARRETTA	34.875	93 G.PINI	23.957	17 T.COLLINS	33.607	31	17	1:53.760	1:54.075 (29)			
32	89 D.MIHAILA	21.348	37 C.TINKER	34.890	16 A.SCIARRETTA	23.964	43 A.BRINTON	33.642	32	89	1:53.784	1:54.299 (33)			
33	74 C.BROWN	21.351	89 D.MIHAILA	34.907	73 G.RIBEIRO	24.003	67 C.O'GORMAN	33.666	33	16	1:53.954	1:54.288 (32)			
34	16 A.SCIARRETTA	21.429	20 O.VAN TRIGT	34.908	17 T.COLLINS	24.095	16 A.SCIARRETTA	33.686	34	37	1:53.974	1:54.437 (34)			
35	37 C.TINKER	21.431	73 G.RIBEIRO	34.909	75 J.FOKKERT	24.151	37 C.TINKER	33.734	35	75	1:54.253	1:55.012 (35)			
36	75 J.FOKKERT	21.632	75 J.FOKKERT	34.939	20 O.VAN TRIGT	24.234	20 O.VAN TRIGT	33.943	36	20	1:54.376	1:55.042 (36)			





# Hawkers ETC

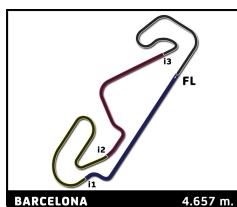
## FIM CEV REPSOL CIRCUIT DE BARCELONA-CATALUNYA

### Race

### Best Top Speed

No Rider	Team	Class	Top 1		Top 2		Top 3		Top 4		Top 5		Avg	
			Kph	Lap	Kph	Lap	Kph	Lap	Kph	Lap	Kph	Lap		
24	Guillem PLANQUES	LARRESPORT	ETC	<b>230.8</b>	5	229.9	6	227.4	7	226.0	4	225.6	8	227.9
18	Angel PIQUERAS GARCIA	TEAM ESTRELLA GALICIA 0,0	ETC	<b>229.9</b>	3	228.9	4	226.0	7	223.7	15	223.7	8	226.4
13	Hakim DANISH	LIQUI MOLY INTACT SIC RACING TEAM	ETC	<b>229.4</b>	2	223.7	4	222.8	14	219.6	11	219.2	3	222.9
66	Phillip TONN	LIQUI MOLY INTACT SIC RACING TEAM	ETC	<b>229.4</b>	3	225.1	2	223.7	4	222.3	6	220.1	5	224.1
19	PoI SOLÁ FLORENZA	ASPAR JUNIOR TEAM	ETC	<b>228.4</b>	3	227.0	2	226.5	5	217.4	6	217.0	4	223.3
95	Marco MORELLI CHINCO	TEAM ESTRELLA GALICIA 0,0	ETC	<b>228.4</b>	3	225.6	9	225.6	5	224.6	2	223.2	8	225.5
54	Alberto FERRÁNDEZ	MT-FOUNDATION 77	ETC	<b>227.9</b>	7	227.9	2	224.6	3	223.2	4	221.9	8	225.1
87	Alex GOURDON	LEOPARD IMPALA JUNIOR TEAM	ETC	<b>227.9</b>	2	227.0	3	226.0	6	222.3	14	221.9	7	225.0
4	Milan Leon PAWELEC	WÓJCIK JUNIOR RACING TEAM	ETC	<b>227.4</b>	2	225.6	3	222.3	4	221.4	9	218.8	5	223.1
36	Sharul SHARIL	LIQUI MOLY INTACT SIC RACING TEAM	ETC	<b>227.4</b>	2	226.0	5	221.0	14	221.0	7	219.6	6	223.0
47	Dodo BOGGIO	ASPAR JUNIOR TEAM	ETC	<b>227.0</b>	4	226.0	2	225.6	3	222.8	10	221.9	6	224.7
83	Álvaro CARPE RUIZ	MT-FOUNDATION 77	ETC	<b>227.0</b>	2	217.9	10	217.4	8	217.0	5	217.0	4	219.3
26	Pau ALSINA SÁNCHEZ	ARTBOX	ETC	<b>226.5</b>	2	226.0	5	219.6	6	219.6	4	218.8	10	222.1
10	Adrián CRUCES	CUNA DE CAMPEONES	ETC	<b>226.0</b>	2	220.5	7	217.9	4	215.7	3	214.9	5	219.0
12	Jacob ROULSTONE	LEOPARD IMPALA JUNIOR TEAM	ETC	<b>225.6</b>	3	221.4	2	209.5	15	209.5	8	209.5	5	215.1
43	Amanuel BRINTON	IGAX TEAM	ETC	<b>225.6</b>	2									225.6
5	Oleg Max PAWELEC	WOJCIK JUNIOR RACING TEAM	ETC	<b>225.1</b>	2	222.3	9	221.9	5	221.0	7	221.0	3	222.3
22	David ALMANSA	FINETWORK HAWKERS JUNIOR TEAM	ETC	<b>225.1</b>	2	224.2	5	222.8	4	220.1	6	215.3	7	221.5
28	Máximo MARTÍNEZ QUIL	TEAM HONDA LAGLISSE	ETC	<b>225.1</b>	9	217.9	8	217.0	12	217.0	5	217.0	2	218.8
81	César PARRILLA VEGA	FAU55 TEY RACING	ETC	<b>225.1</b>	2	224.2	14	220.5	5	217.4	9	216.6	15	220.8
16	Alessandro SCIARRETTA	AC RACING	ETC	<b>224.6</b>	2	221.4	3	220.1	11	220.1	10	218.8	6	221.0
20	Owen VAN TRIGT	LARRESPORT	ETC	<b>224.6</b>	2	219.6	11	219.2	3	216.6	12	214.9	10	219.0
78	Rico SALMELA	TEAM ESTRELLA GALICIA 0,0	ETC	<b>224.6</b>	5	223.2	2	222.8	14	220.5	13	219.2	15	222.1
27	Joel ESTEBAN RUIZ	IGAX TEAM	ETC	<b>224.6</b>	3	224.6	2	222.8	6	221.4	9	220.1	7	222.7
31	Roberto GARCIA TINOCO	AVATEL - CARDOSO RACING	ETC	<b>224.2</b>	2	216.6	3	216.6	4	216.6	6	215.3	5	217.9
74	Carter BROWN	KRP	ETC	<b>223.7</b>	2	222.8	4	221.9	3	217.4	6	217.0	8	220.6
93	Guido PINI	AC RACING TEAM	ETC	<b>222.8</b>	2	220.1	3	217.9	6	216.6	4	216.1	5	218.7
51	Brian URIARTE DIEGO	TEAM ESTRELLA GALICIA 0,0	ETC	<b>222.3</b>	2	221.4	9	221.0	3	220.5	4	219.2	11	220.9
85	Xabi ZURUTUZA TORRES	CUNA DE CAMPEONES	ETC	<b>222.3</b>	2	221.0	3	218.3	10	217.0	12	216.6	4	219.0
73	Gonçalo RIBEIRO	LOUSAESTRADAS	ETC	<b>221.9</b>	5	221.9	2	220.5	4	218.3	3	216.6	11	219.8
37	Corey TINKER	SIC58 SQUADRA CORSE	ETC	<b>221.0</b>	3	220.1	2	214.4	4	213.2	6	211.9	5	216.1
67	Casey O'GORMAN	CUNA DE CAMPEONES	ETC	<b>221.0</b>	2	220.1	3	219.6	5	217.0	4	216.1	8	218.8
89	Demis MIHAILA	TEAM HONDA LAGLISSE	ETC	<b>221.0</b>	4	220.1	2	219.6	3	217.9	10	217.4	5	219.2
17	Torin COLLINS	TEAM MTA	ETC	<b>220.5</b>	3	219.2	8	218.8	4	217.9	13	217.4	9	218.8
44	Hugo MILLAN GRACIA	CUNA DE CAMPEONES	ETC	<b>218.3</b>	15	218.3	2	217.0	7	216.6	10	215.7	13	217.2
75	Justin Albert FOKKERT	TALENT TEAM OUDLEUSEN	ETC	<b>216.6</b>	2	213.2	3	211.9	8	211.5	4	209.9	10	212.6
21	Ruché MOODLEY	FIFTY MOTORSPORT	ETC											
25	Gonzalo PÉREZ ÁLVAREZ	FINETWORK HAWKERS JUNIOR TEAM	ETC											





## Hawkers ETC

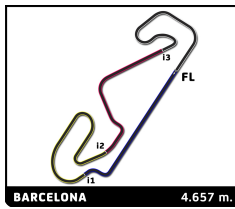
### FIM CEV REPSOL CIRCUIT DE BARCELONA-CATALUNYA

#### Race

#### Fastest Lap Sequence

Elapsed	No Rider	Team	Bike	Class	Time	Kph	Lap
3:47.674	28 Mximo MARTNEZ QUIL	TEAM HONDA LAGLISSE	HONDA	ETC	<b>1:51.881</b>	149.8	2
3:47.888	10 Adrin CRUCES	CUNA DE CAMPEONES	HONDA	ETC	<b>1:51.644</b>	150.2	2



**Hawkers ETC****FIM CEV REPSOL CIRCUIT DE BARCELONA-CATALUNYA**

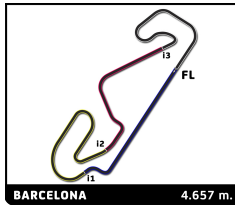
## Race

## Sector Analysis

Lap	Time	Sector 1	Sector 2	Sector 3	Sector 4	Elapsed	Lap	Time	Sector 1	Sector 2	Sector 3	Sector 4	Elapsed
<b>4 Milan Leon PAWELEC</b> POL													
WÓJCIK JUNIOR RACING TEAM HONDA													
1	2:00.178	27.208	35.316	23.843	33.811	2:00.178	7	1:54.601	21.818	34.775	24.263	33.745	14:16.950
2	1:53.381	21.291	34.837	23.791	<b>33.462</b>	3:53.559	8	1:55.145	22.089	35.142	24.035	33.879	16:12.095
3	1:53.528	21.266	<b>34.565</b>	<b>23.619</b>	34.078	5:47.087	9	1:54.276	21.852	34.722	23.957	33.745	18:06.371
4	<b>1:52.917</b>	<b>20.938</b>	34.568	23.887	33.524	7:40.004	10	1:54.206	21.822	34.843	24.027	<b>33.514</b>	20:00.577
5	1:53.753	21.529	34.743	23.875	33.606	9:33.757	11	1:54.508	21.922	34.817	24.082	33.687	21:55.085
6	1:54.052	21.591	34.766	23.939	33.756	11:27.809	12	1:54.339	21.765	34.810	23.940	33.824	23:49.424
7	1:54.898	21.974	34.790	24.095	34.039	13:22.707	13	1:54.320	21.729	34.847	24.036	33.708	25:43.744
8	1:56.284	22.598	35.266	24.112	34.308	15:18.991	14	1:54.248	21.819	34.724	23.821	33.884	27:37.992
9	1:54.246	21.533	34.869	24.012	33.832	17:13.237	15	1:54.472	21.751	34.782	23.946	33.993	29:32.464
10	1:55.783	22.241	35.193	24.051	34.298	19:09.020	<b>13 Hakim DANISH</b> MYS						
11	1:54.253	21.391	34.923	23.901	34.038	21:03.273	LIQUI MOLY INTACT SIC RACING TEA HONDA						
12	1:54.780	21.968	34.751	24.132	33.929	22:58.053	1	2:01.974	27.606	36.012	24.236	34.120	2:01.974
13	1:53.693	21.563	34.615	23.864	33.651	24:51.746	2	1:53.910	21.426	34.802	23.966	33.716	3:55.884
14	1:54.033	21.701	34.705	24.044	33.583	26:45.779	3	1:53.585	21.302	<b>34.356</b>	24.069	33.858	5:49.469
15	1:54.135	21.801	34.804	23.923	33.607	28:39.914	4	1:53.755	<b>21.179</b>	35.087	24.001	<b>33.488</b>	7:43.224
<b>5 Oleg Max PAWELEC</b> POL							5	1:53.859	21.190	34.500	24.051	34.118	9:37.083
WOJCIK JUNIOR RACING TEAM HONDA							6	1:53.969	21.337	34.566	24.146	33.920	11:31.052
1	2:00.696	26.701	35.187	23.850	34.958	2:00.696	7	1:54.339	21.499	34.483	24.250	34.107	13:25.391
2	1:53.957	21.313	34.989	23.819	33.836	3:54.653	8	1:54.608	21.692	34.713	24.408	33.795	15:19.999
3	1:53.321	21.321	34.738	23.735	33.527	5:47.974	9	<b>1:53.577</b>	21.409	34.700	<b>23.905</b>	33.563	17:13.576
4	<b>1:52.950</b>	21.319	<b>34.537</b>	<b>23.645</b>	<b>33.449</b>	7:40.924	10	1:55.409	21.688	35.233	23.969	34.519	19:08.985
5	1:54.096	<b>21.225</b>	34.804	24.167	33.900	9:35.020	11	1:54.512	21.499	35.234	23.955	33.824	21:03.497
6	1:53.470	21.244	34.787	23.741	33.698	11:28.490	12	1:54.435	21.267	34.954	24.255	33.959	22:57.932
7	1:54.443	21.632	34.792	24.077	33.942	13:22.933	13	1:55.186	22.373	34.848	23.970	33.995	24:53.118
8	1:55.908	21.861	35.290	24.470	34.287	15:18.841	14	1:54.643	21.419	35.325	24.181	33.718	26:47.761
9	1:54.352	21.530	34.841	24.155	33.826	17:13.193	15	1:53.911	21.349	34.856	23.923	33.783	28:41.672
10	1:55.328	21.811	35.586	24.061	33.870	19:08.521	<b>16 Alessandro SCIARRETTA</b> ITA						
11	1:55.269	21.640	35.325	24.340	33.964	21:03.790	AC RACING HONDA						
12	1:54.853	21.895	34.929	23.950	34.079	22:58.643	1	2:01.519	27.528	35.433	24.452	34.106	2:01.519
13	1:54.306	21.739	34.881	23.866	33.820	24:52.949	2	1:55.046	<b>21.429</b>	35.023	24.218	34.376	3:56.565
14	1:54.099	21.562	34.850	24.021	33.666	26:47.048	3	1:54.565	21.431	34.878	24.107	34.149	5:51.130
15	1:53.760	21.609	34.754	23.861	33.536	28:40.808	4	1:54.571	21.632	<b>34.875</b>	24.129	33.935	7:45.701
<b>10 Adrián CRUCES</b> ESP							5	1:55.348	21.980	35.291	24.058	34.019	9:41.049
CUNA DE CAMPEONES HONDA							6	1:55.345	21.663	35.564	24.263	33.855	11:36.394
1	1:56.244	25.005	34.778	23.565	32.896	1:56.244	7	1:55.090	21.610	34.937	24.394	34.149	13:31.484
2	<b>1:51.644</b>	21.070	<b>34.144</b>	23.559	<b>32.871</b>	3:47.888	8	1:55.377	21.877	35.227	24.189	34.084	15:26.861
3	1:52.078	21.018	34.554	<b>23.513</b>	32.993	5:39.966	9	1:55.118	22.141	35.078	23.999	33.900	17:21.979
4	1:52.800	21.443	34.218	23.762	33.377	7:32.766	10	1:54.894	21.577	35.319	24.067	33.931	19:16.873
5	1:52.659	21.176	34.536	23.820	33.127	9:25.425	11	<b>1:54.288</b>	21.506	35.132	<b>23.964</b>	<b>33.686</b>	21:11.161
6	1:52.848	21.290	34.449	23.808	33.301	11:18.273	12	1:54.943	21.746	35.237	24.195	33.765	23:06.104
7	1:52.337	<b>20.983</b>	34.417	23.708	33.229	13:10.610	13	1:54.748	21.526	34.931	24.153	34.138	25:00.852
8	1:52.894	21.466	34.434	23.712	33.282	15:03.504	14	1:55.457	21.734	35.520	24.017	34.186	26:56.309
9	1:52.816	21.508	34.351	23.819	33.138	16:56.320	15	1:55.339	21.888	34.957	24.278	34.216	28:51.648
<b>12 Jacob ROULSTONE</b> AUS							<b>17 Torin COLLINS</b> CAN						
LEOPARD IMPALA JUNIOR TEAM HONDA							TEAM MTA HONDA						
1	1:58.888	26.044	35.142	23.938	33.764	1:58.888	1	2:01.479	27.449	36.120	24.099	33.811	2:01.479
2	<b>1:52.766</b>	<b>21.205</b>	<b>34.384</b>	<b>23.643</b>	33.534	3:51.654	2	1:54.756	21.673	35.305	<b>24.095</b>	33.683	3:56.235
3	1:53.323	21.214	34.665	23.853	33.591	5:44.977	3	<b>1:54.075</b>	<b>21.317</b>	<b>34.741</b>	24.141	33.876	5:50.310
4	2:47.739	30.681	1:18.889	24.117	34.052	8:32.716	4	1:54.423	21.394	35.020	24.306	33.703	7:44.733
5	1:54.702	21.770	34.998	24.069	33.865	10:27.418	5	1:54.523	21.380	35.115	24.188	33.840	9:39.256
6	1:54.931	21.926	34.980	24.151	33.874	12:22.349	6	1:54.516	21.560	35.042	24.175	33.739	11:33.772
							7	1:54.677	21.630	35.072	24.174	33.801	13:28.449
							8	1:54.343	21.481	35.125	24.130	<b>33.607</b>	15:22.792
							9	1:54.369	21.371	34.995	24.165	33.838	17:17.161







# Hawkers ETC

## FIM CEV REPSOL CIRCUIT DE BARCELONA-CATALUNYA

### Race

### Sector Analysis

— Invalidated Lap    ■ Personal Best    ■ Session Best    B Crossing the pit lane

Lap	Time	Sector 1	Sector 2	Sector 3	Sector 4	Elapsed	Lap	Time	Sector 1	Sector 2	Sector 3	Sector 4	Elapsed
10	1:55.832	21.530	35.790	24.291	34.221	19:12.993	4	1:52.873	21.095	34.761	23.772	33.245	7:37.085
11	1:54.402	21.521	34.888	24.172	33.821	21:07.395	5	1:52.538	21.152	34.349	23.676	33.361	9:29.623
12	1:54.643	21.419	34.978	24.149	34.097	23:02.038	6	1:52.407	21.189	34.367	23.689	33.162	11:22.030
13	1:54.583	21.438	34.892	24.106	34.147	24:56.621	7	1:53.277	21.659	34.470	23.570	33.578	13:15.307
14	1:54.880	21.599	34.925	24.374	33.982	26:51.501							
15	1:55.021	21.778	35.001	24.269	33.973	28:46.522							

18 Angel PIQUERAS GARCIA							ESP						
TEAM ESTRELLA GALICIA 0,0							HONDA						
1	1:58.838	25.864	35.241	24.100	33.633	1:58.838							
2	1:53.010	21.362	34.553	23.786	33.309	3:51.848							
3	1:52.987	21.155	34.666	23.751	33.415	5:44.835							
4	1:53.145	20.963	34.470	23.938	33.774	7:37.980							
5	1:52.612	21.205	34.455	23.621	33.331	9:30.592							
6	1:52.715	21.096	34.470	23.725	33.424	11:23.307							
7	1:52.739	20.935	34.595	23.648	33.561	13:16.046							
8	1:52.914	21.013	34.476	23.783	33.642	15:08.960							
9	1:52.708	21.245	34.610	23.535	33.318	17:01.668							
10	1:53.321	21.555	34.562	23.772	33.432	18:54.989							
11	1:53.666	21.544	34.975	23.681	33.466	20:48.655							
12	1:53.937	21.742	34.823	23.702	33.670	22:42.592							
13	1:54.246	21.497	34.860	23.789	34.100	24:36.838							
14	1:54.249	21.468	34.775	23.948	34.058	26:31.087							
15	1:53.169	21.390	34.596	23.702	33.481	28:24.256							

19 Pol SOLÁ FLORENSA							ESP						
ASPAR JUNIOR TEAM							HONDA						
1	1:59.674	26.395	35.387	23.813	34.079	1:59.674							
2	1:53.489	21.267	34.701	23.800	33.721	3:53.163							
3	1:53.678	21.364	34.720	23.650	33.944	5:46.841							
4	1:53.413	21.480	34.594	23.759	33.580	7:40.254							
5	1:53.469	21.089	34.750	23.934	33.696	9:33.723							
6	16:40.698B	21.463				26:14.421							


20 Owen VAN TRIGT							NLD						
LARRESPORT							HONDA						
1	2:03.391	29.086	35.830	24.344	34.131	2:03.391							
2	1:55.385	21.291	35.705	24.312	34.077	3:58.776							
3	1:55.127	21.529	34.908	24.321	34.369	5:53.903							
4	1:55.517	21.937	35.155	24.391	34.034	7:49.420							
5	1:55.423	21.708	35.252	24.330	34.133	9:44.843							
6	1:55.276	21.375	35.320	24.420	34.161	11:40.119							
7	1:55.171	21.701	35.006	24.329	34.135	13:35.290							
8	1:56.009	21.913	35.355	24.414	34.327	15:31.299							
9	1:55.319	21.772	35.190	24.414	33.943	17:26.618							
10	1:55.540	21.862	35.152	24.298	34.228	19:22.158							
11	1:55.042	21.513	35.216	24.234	34.079	21:17.200							
12	1:55.383	21.554	35.156	24.417	34.256	23:12.583							
13	1:55.991	22.075	35.158	24.645	34.113	25:08.574							
14	1:55.755	21.991	35.083	24.379	34.302	27:04.329							
15	1:56.966	21.823	35.366	24.709	35.068	29:01.295							

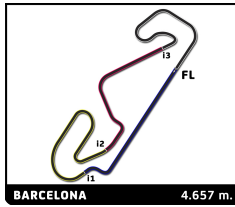
22 David ALMANSA							ESP						
FINETWORK HAWKERS JUNIOR TEAM							HONDA						
1	1:56.987	25.486	34.678	23.501	33.322	1:56.987							
2	1:53.587	21.371	34.728	23.981	33.507	3:50.574							
3	1:53.638	21.576	34.721	23.704	33.637	5:44.212							

24 Guillem PLANQUES							FRA						
LARRESPORT							HONDA						
1	1:56.986	24.922	34.791	23.890	33.383	1:56.986							
2	1:53.431	21.109	34.801	24.026	33.495	3:50.417							
3	1:53.846	21.049	34.725	24.252	33.820	5:44.263							
4	1:53.244	20.942	34.741	24.043	33.518	7:37.507							
5	1:52.600	21.153	34.506	23.509	33.432	9:30.107							
6	1:53.019	21.184	34.735	23.683	33.417	11:23.126							
7	1:52.735	20.950	34.605	23.639	33.541	13:15.861							
8	1:57.136	24.002	35.208	24.060	33.866	15:12.997							
9	1:54.293	21.292	34.996	23.986	34.019	17:07.290							
10	1:54.082	21.255	34.839	24.011	33.977	19:01.372							
11	1:54.101	21.277	34.960	24.048	33.816	20:55.473							
12	1:53.870	21.168	34.975	24.054	33.673	22:49.343							
13	1:54.295	21.391	34.852	24.019	34.033	24:43.638							
14	1:54.409	21.477	34.880	24.017	34.035	26:38.047							
15	1:54.862	21.765	34.944	24.048	34.105	28:32.909							

26 Pau ALSINA SÁNCHEZ							ESP						
ARTBOX							HONDA						
1	1:59.135	26.369	34.996	24.041	33.729	1:59.135							
2	1:53.537	21.367	34.657	24.010	33.503	3:52.672							
3	1:54.247	21.657	34.649	23.787	34.154	5:46.919							
4	1:53.403	21.460	34.662	23.841	33.440	7:40.322							
5	1:53.643	21.303	34.988	23.877	33.475	9:33.965							
6	1:54.140	21.446	34.970	23.812	33.912	11:28.105							
7	1:55.029	22.900	34.784	23.903	33.442	13:23.134							
8	1:55.239	21.802	35.341	24.139	33.957	15:18.373							
9	1:54.710	21.659	34.883	24.189	33.979	17:13.083							
10	1:55.097	21.600	35.394	24.306	33.797	19:08.180							
11	1:55.080	21.735	35.225	24.141	33.979	21:03.260							
12	1:55.085	22.300	34.965	23.892	33.928	22:58.345							
13	1:54.090	21.403	34.851	24.024	33.812	24:52.435							
14	1:54.485	21.996	34.803	23.978	33.708	26:46.920							
15	1:53.802	21.579	34.712	23.998	33.513	28:40.722							

27 Rico SALMELA							FIN						
TEAM ESTRELLA GALICIA 0,0							HONDA						
1	1:59.274	26.247	35.247	24.007	33.773	1:59.274							
2	1:53.556	21.316	34.764	23.833	33.643	3:52.830							
3	1:53.962	21.417	34.592	23.849	34.104	5:46.792							
4	1:53.726	21.771	34.643	23.834	33.478	7:40.518							
5	1:54.213	21.420	34.852	24.289	33.652	9:34.731							
6	1:53.669	21.304	34.792	23.864	33.709	11:28.400							
7	1:54.577	22.026	34.730	23.855	33.966	13:22.977							
8	1:55.965	22.118	35.624	23.997	34.226	15:18.942							
9	1:54.508	21.670	34.957	23.941	33.940	17:13.450							
10	1:55.659	21.896	35.446	24.002	34.315	19:09.109							
11	1:54.798	21.538	35.142	24.023	34.095	21:03.907							
12	1:54.875	21.852	35.038	23.758	34.227	22:58.782							
13	1:54.509	21.679	34.978	23.799	34.053	24:53.291							
14	1:53.955	21.361	34.885	23.856	33.853	26:47.246							




**Hawkers ETC****FIM CEV REPSOL CIRCUIT DE BARCELONA-CATALUNYA**

## Race

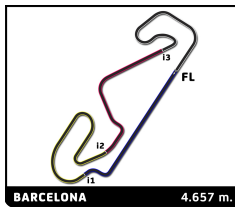
## Sector Analysis

— Invalidated Lap    ■ Personal Best    ■ Session Best    B Crossing the pit lane

Lap	Time	Sector 1	Sector 2	Sector 3	Sector 4	Elapsed	Lap	Time	Sector 1	Sector 2	Sector 3	Sector 4	Elapsed	
15	1:53.679	21.612	34.634	23.871	33.562	28:40.925								
<b>28</b>	<b>Máximo MARTÍNEZ QUIL</b> ESP TEAM HONDA LAGLISSE HONDA							<b>43</b>	<b>Amanuel BRINTON</b> GBR IGAX TEAM HONDA					
1	1:55.793	24.478	34.522	23.660	33.133	1:55.793	1	1:59.694	27.140	34.923	23.810	33.821	1:59.694	
2	<b>1:51.881</b>	21.195	34.219	23.609	<b>32.858</b>	3:47.674	2	<b>1:53.219</b>	<b>21.017</b>	34.777	<b>23.783</b>	<b>33.642</b>	3:52.913	
3	1:52.137	21.387	<b>34.132</b>	<b>23.557</b>	33.061	5:39.811								
4	1:53.004	21.268	34.373	23.946	33.417	7:32.815	<b>44</b>	<b>Hugo MILLAN GRACIA</b> ESP CUNA DE CAMPEONES HONDA						
5	1:52.764	21.322	34.456	23.859	33.127	9:25.579	1	1:55.841	25.120	34.296	23.562	<b>32.863</b>	1:55.841	
6	1:52.275	21.485	34.176	23.647	32.967	11:17.854	2	<b>1:51.956</b>	21.255	34.229	23.574	32.898	3:47.797	
7	1:54.051	21.202	34.320	25.352	33.177	13:11.905	3	1:52.074	21.414	<b>34.102</b>	23.514	33.044	5:39.871	
8	1:51.971	21.040	34.197	23.759	32.975	15:03.876	4	1:52.945	21.421	34.273	23.835	33.416	7:32.816	
9	1:52.210	<b>20.910</b>	34.414	23.675	33.211	16:56.086	5	1:52.518	21.421	34.531	23.576	32.990	9:25.334	
10	1:52.187	21.167	34.274	23.593	33.153	18:48.273	6	1:52.705	21.522	34.510	23.738	32.935	11:18.039	
11	1:52.895	21.314	34.541	23.760	33.280	20:41.168	7	1:52.435	21.106	34.317	23.838	33.174	13:10.474	
12	1:52.308	21.133	34.331	23.700	33.144	22:33.476	8	1:53.096	21.812	34.298	23.757	33.229	15:03.570	
13	1:52.275	21.231	34.325	23.676	33.043	24:25.751	9	1:52.599	21.314	34.429	23.705	33.151	16:56.169	
14	1:52.399	21.139	34.441	23.709	33.110	26:18.150	10	1:52.259	21.454	34.185	23.518	33.102	18:48.428	
15	1:52.413	21.370	34.260	23.696	33.087	28:10.563	11	1:52.813	21.437	34.403	23.706	33.267	20:41.241	
<b>31</b>	<b>Roberto GARCIA TINOCO</b> ESP AVATEL - CARDOSO RACING HONDA						12	1:52.384	21.322	34.287	23.633	33.142	22:33.625	
1	1:57.098	25.309	34.693	23.742	33.354	1:57.098	13	1:52.318	21.207	34.550	23.647	32.914	24:25.943	
2	1:53.407	<b>21.117</b>	34.937	23.995	33.358	3:50.505	14	1:52.331	<b>21.104</b>	34.410	23.794	33.023	26:18.274	
3	1:52.872	21.382	34.495	23.902	33.093	5:43.377	15	1:52.311	21.384	34.363	<b>23.501</b>	33.063	28:10.585	
4	1:52.828	21.456	34.383	23.895	33.094	7:36.205								
5	1:52.746	21.368	<b>34.272</b>	23.862	33.244	9:28.951	<b>47</b>	<b>Dodo BOGGIO</b> ITA ASPAR JUNIOR TEAM HONDA						
6	<b>1:52.698</b>	21.398	34.310	23.908	<b>33.082</b>	11:21.649	1	1:57.817	25.769	34.900	23.912	33.236	1:57.817	
7	1:53.354	21.782	34.610	<b>23.706</b>	33.256	13:15.003	2	1:53.314	21.212	34.754	23.579	33.769	3:51.131	
<b>36</b>	<b>Sharul SHARIL</b> MYS LIQUI MOLY INTACT SIC RACING TEA HONDA						3	1:53.552	21.323	34.699	23.759	33.771	5:44.683	
1	1:59.328	26.986	34.829	23.889	33.624	1:59.328	4	1:52.556	<b>20.912</b>	34.554	23.913	33.177	7:37.239	
2	<b>1:53.390</b>	<b>21.058</b>	34.684	23.963	33.685	3:52.718	5	1:52.500	21.091	34.488	23.604	33.317	9:29.739	
3	1:54.009	21.379	<b>34.586</b>	24.014	34.030	5:46.727	6	1:52.445	21.249	34.497	<b>23.576</b>	33.123	11:22.184	
4	1:53.847	21.741	34.850	<b>23.837</b>	<b>33.419</b>	7:40.574	7	1:52.949	21.426	<b>34.304</b>	23.717	33.502	13:15.133	
5	1:54.021	21.235	34.914	24.270	33.602	9:34.595	8	1:54.641	22.483	35.041	23.909	33.208	15:09.774	
6	1:53.584	21.322	34.789	23.929	33.544	11:28.179	9	<b>1:52.159</b>	21.015	34.446	23.666	<b>33.032</b>	17:01.933	
7	1:54.550	21.811	34.849	24.071	33.819	13:22.729	10	1:52.780	21.106	34.592	23.721	33.361	18:54.713	
8	1:55.931	21.891	35.417	24.309	34.314	15:18.660	11	1:53.747	21.676	34.868	23.605	33.598	20:48.460	
9	1:54.452	21.550	34.913	24.132	33.857	17:13.112	12	1:53.784	21.591	34.681	23.967	33.545	22:42.244	
10	1:54.985	21.507	35.336	24.353	33.789	19:08.097	13	1:54.659	22.009	34.807	23.734	34.109	24:36.903	
11	1:55.193	21.637	35.303	24.170	34.083	21:03.290	14	1:53.693	21.235	34.851	23.742	33.865	26:30.596	
12	1:54.855	22.090	34.794	24.044	33.927	22:58.145	15	1:53.783	21.634	34.942	23.621	33.586	28:24.379	
13	1:54.562	21.992	34.745	23.990	33.835	24:52.707								
14	1:53.874	21.445	34.868	23.992	33.569	26:46.581	<b>51</b>	<b>Brian URIARTE DIEGO</b> ESP TEAM ESTRELLA GALICIA 0,0 HONDA						
15	1:54.146	21.794	34.688	24.003	33.661	28:40.727	1	1:57.187	25.696	34.683	23.781	<b>33.027</b>	1:57.187	
<b>37</b>	<b>Corey TINKER</b> GBR SIC58 SQUADRA CORSE HONDA						2	1:53.467	21.703	34.510	23.742	33.512	3:50.654	
1	2:01.724	27.389	36.047	24.180	34.108	2:01.724	3	1:52.959	21.374	34.600	23.771	33.214	5:43.613	
2	1:55.029	21.618	35.254	24.098	34.059	3:56.753	4	1:53.097	21.180	34.857	23.704	33.356	7:36.710	
3	<b>1:54.437</b>	<b>21.431</b>	<b>34.890</b>	24.108	34.008	5:51.190	5	1:52.799	21.398	34.330	23.659	33.412	9:29.509	
4	1:54.548	21.737	34.996	<b>23.919</b>	33.896	7:45.738	6	<b>1:52.586</b>	21.483	<b>34.328</b>	<b>23.628</b>	33.147	11:22.095	
5	1:54.995	21.846	35.198	24.170	33.781	9:40.733	7	1:52.847	21.318	34.380	23.791	33.358	13:14.942	
6	1:55.426	21.797	35.588	24.307	<b>33.734</b>	11:36.159	8	1:53.893	21.487	34.759	23.881	33.766	15:08.835	
7	1:55.508	22.156	35.305	24.136	33.911	13:31.667	9	1:52.672	<b>20.961</b>	34.514	23.946	33.251	17:01.507	
							10	1:53.171	21.330	34.686	23.842	33.313	18:54.678	
							11	1:54.000	21.489	35.576	23.687	33.248	20:48.678	
							12	1:53.710	21.195	35.025	23.783	33.707	22:42.388	
							13	1:54.274	21.447	35.015	23.807	34.005	24:36.662	







## Hawkers ETC


# FIM CEV REPSOL CIRCUIT DE BARCELONA-CATALUNYA

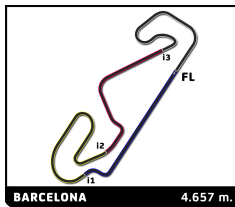
## Race

## Sector Analysis

— Invalidated Lap    ■ Personal Best    ■ Session Best    B Crossing the pit lane

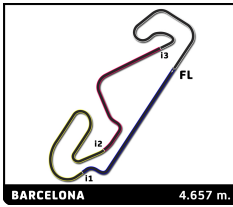
Lap	Time	Sector 1	Sector 2	Sector 3	Sector 4	Elapsed	Lap	Time	Sector 1	Sector 2	Sector 3	Sector 4	Elapsed
14	1:54.049	21.381	34.579	23.812	34.277	26:30.711							
15	1:53.149	21.354	34.663	23.738	33.394	28:23.860							
<b>54</b>	<b>Alberto FERRÁNDEZ</b>					ESP	<b>73</b>	<b>Gonçalo RIBEIRO</b>					PRT
	MT-FOUNDATION 77					HONDA		LOUSAESTRADAS					HONDA
1	1:57.474	25.476	34.827	23.987	<b>33.184</b>	1:57.474	1	2:02.705	27.669	36.340	24.594	34.102	2:02.705
2	1:53.295	21.465	34.583	23.708	33.539	3:50.769	2	1:54.553	21.446	35.258	24.225	33.624	3:57.258
3	1:53.016	20.899	35.029	23.725	33.363	5:43.785	3	1:54.326	21.402	34.968	24.085	33.871	5:51.584
4	1:52.847	21.114	34.619	23.632	33.482	7:36.632	4	1:54.517	21.677	35.084	24.012	33.744	7:46.101
5	<b>1:52.799</b>	21.141	34.483	23.728	33.447	9:29.431	5	1:54.572	<b>21.202</b>	35.297	24.258	33.815	9:40.673
6	1:52.997	21.625	34.519	23.540	33.313	11:22.428	6	1:55.771	22.168	35.501	24.344	33.758	11:36.444
7	1:52.818	21.247	34.567	<b>23.473</b>	33.531	13:15.246	7	1:55.155	21.711	34.939	24.301	34.204	13:31.599
8	1:53.355	<b>20.889</b>	34.849	23.992	33.625	15:08.601	8	1:55.370	21.612	35.322	24.273	34.163	15:26.969
9	1:52.936	21.303	34.702	23.625	33.306	17:01.537	9	1:54.655	21.891	<b>34.909</b>	<b>24.003</b>	33.852	17:21.624
10	1:53.080	21.399	<b>34.477</b>	23.787	33.417	18:54.617	10	1:54.882	21.618	35.470	24.047	33.747	19:16.506
11	1:53.799	21.668	34.608	23.927	33.596	20:48.416	11	<b>1:54.258</b>	21.401	34.957	24.256	33.644	21:10.764
12	1:53.973	21.793	34.836	23.777	33.567	22:42.389	12	1:55.411	22.074	35.226	24.428	33.683	23:06.175
13	1:54.203	21.183	34.923	23.995	34.102	24:36.592	13	1:54.798	21.535	34.943	24.134	34.186	25:00.973
14	1:54.332	21.269	34.677	23.760	34.626	26:30.924	14	1:54.977	21.762	34.943	24.292	33.980	26:55.950
15	1:53.274	21.165	34.703	23.910	33.496	28:24.198	15	1:54.974	21.977	35.099	24.314	<b>33.584</b>	28:50.924
<b>66</b>	<b>Phillip TONN</b>					DEU	<b>74</b>	<b>Carter BROWN</b>					GBR
	LIQUI MOLY INTACT SIC RACING TEA					HONDA		KRP					HONDA
1	1:58.175	26.062	34.786	23.955	33.372	1:58.175	1	2:00.881	27.715	35.510	24.022	33.634	2:00.881
2	1:53.068	21.090	34.688	23.863	33.427	3:51.243	2	<b>1:54.035</b>	<b>21.351</b>	34.968	24.004	33.712	3:54.916
3	1:53.167	21.119	34.708	23.726	33.614	5:44.410	3	1:54.036	21.463	34.920	<b>23.885</b>	33.768	5:48.952
4	1:52.317	<b>21.052</b>	34.407	23.826	33.032	7:36.727	4	1:54.261	21.618	34.967	24.140	<b>33.536</b>	7:43.213
5	1:52.827	21.243	34.719	<b>23.566</b>	33.299	9:29.554	5	1:54.430	21.660	35.085	24.119	33.566	9:37.643
6	<b>1:52.161</b>	21.060	34.462	23.687	<b>32.952</b>	11:21.715	6	1:54.051	21.446	<b>34.692</b>	23.972	33.941	11:31.694
7	1:53.089	21.461	<b>34.361</b>	23.848	33.419	13:14.804	7	1:56.132	23.248	35.089	24.188	33.607	13:27.826
8	1:53.976	21.944	34.499	23.920	33.613	15:08.780	8	1:56.507	21.603	34.944	24.098	35.862	15:24.333
9	2:17.584	21.483	56.164	25.375	34.562	17:26.364	9	1:55.388	21.747	35.201	24.278	34.162	17:19.721
10	1:55.435	21.935	35.161	24.309	34.030	19:21.799	10	1:55.859	21.685	35.776	24.346	34.052	19:15.580
11	1:54.747	21.942	34.877	24.195	33.733	21:16.546	11	1:57.732	23.998	35.481	24.385	33.868	21:13.312
12	1:54.207	21.723	34.739	23.978	33.767	23:10.753	12	1:56.377	22.864	35.357	24.246	33.910	23:09.689
13	1:57.919	24.574	35.583	24.087	33.675	25:08.672	13	1:54.814	21.699	35.091	24.171	33.853	25:04.503
14	1:54.615	21.682	35.045	24.164	33.724	27:03.287	14	1:55.917	21.967	35.277	24.786	33.887	27:00.420
15	1:55.109	21.748	35.080	24.362	33.919	28:58.396	15	1:55.547	21.636	35.173	24.254	34.484	28:55.967
<b>67</b>	<b>Casey O'GORMAN</b>					IRL	<b>75</b>	<b>Justin Albert FOKKERT</b>					NLD
	CUNA DE CAMPEONES					HONDA		TALENT TEAM OUDLEUSEN					HONDA
1	2:02.650	27.378	36.467	24.459	34.346	2:02.650	1	2:03.240	28.107	36.132	24.685	34.316	2:03.240
2	<b>1:54.205</b>	<b>21.348</b>	34.909	23.952	33.996	3:56.855	2	1:55.492	<b>21.632</b>	35.062	24.371	34.427	3:58.732
3	1:54.369	21.432	<b>34.846</b>	24.128	33.963	5:51.224	3	1:55.270	21.710	34.961	24.363	34.236	5:54.002
4	1:54.805	22.036	34.896	24.105	33.768	7:46.029	4	1:55.572	21.960	35.198	24.533	33.881	7:49.574
5	1:56.622	22.287	35.856	24.237	34.242	9:42.651	5	1:55.441	21.861	35.133	24.360	34.087	9:45.015
6	1:55.293	21.962	35.107	24.252	33.972	11:37.944	6	1:55.103	21.829	<b>34.939</b>	24.329	34.006	11:40.118
7	1:54.707	21.851	35.025	24.141	33.690	13:32.651	7	1:55.272	21.854	35.128	<b>24.151</b>	34.139	13:35.390
8	1:54.442	21.812	34.929	24.035	<b>33.666</b>	15:27.093	8	1:55.888	21.905	35.431	24.375	34.177	15:31.278
9	1:54.433	21.426	35.049	24.097	33.861	17:21.526	9	1:55.618	21.899	35.418	24.759	33.542	17:26.896
10	1:54.844	21.841	34.960	24.086	33.957	19:16.370	10	1:55.430	21.889	35.245	24.519	33.777	19:22.326
11	1:54.559	21.831	34.958	24.069	33.701	21:10.929	11	<b>1:55.012</b>	21.935	35.065	24.481	<b>33.531</b>	21:17.338
12	1:55.043	21.588	35.153	24.243	34.059	23:05.972	<b>78</b>	<b>Joel ESTEBAN RUIZ</b>					ESP
13	1:55.034	22.062	35.044	<b>23.856</b>	34.072	25:01.006		IGAX TEAM					HONDA
14	1:55.150	21.919	35.027	24.099	34.105	26:56.156	1	1:58.110	25.943	35.044	23.851	33.272	1:58.110
15	1:54.266	21.593	34.856	24.053	33.764	28:50.422	2	1:52.802	<b>21.068</b>	34.545	<b>23.638</b>	33.551	3:50.912
							3	<b>1:52.648</b>	21.096	34.510	23.865	33.177	5:43.560
							4	1:53.576	21.469	34.748	24.072	33.287	7:37.136



**Hawkers ETC****FIM CEV REPSOL CIRCUIT DE BARCELONA-CATALUNYA****Race****Sector Analysis**

— Invalidated Lap							■ Personal Best	■ Session Best	B Crossing the pit lane					
Lap	Time	Sector 1	Sector 2	Sector 3	Sector 4	Elapsed	Lap	Time	Sector 1	Sector 2	Sector 3	Sector 4	Elapsed	
5	1:52.683	21.364	34.484	23.693	33.142	9:29.819	8	1:52.816	21.360	34.418	23.767	33.271	15:03.427	
6	1:52.863	21.330	34.792	23.680	<b>33.061</b>	11:22.682	9	1:52.919	21.706	34.368	23.783	33.062	16:56.346	
7	1:52.992	21.151	34.623	23.725	33.493	13:15.674	10	1:51.946	<b>21.098</b>	34.159	23.604	33.085	18:48.292	
8	1:53.371	21.571	34.522	23.855	33.423	15:09.045	11	1:52.841	21.467	34.298	23.807	33.269	20:41.133	
9	1:52.806	21.332	34.560	23.771	33.143	17:01.851	12	1:52.407	21.283	34.300	23.689	33.135	22:33.540	
10	1:52.989	21.489	34.602	23.671	33.227	18:54.840	13	1:52.288	21.423	34.250	23.573	33.042	24:25.828	
11	1:54.004	21.816	35.073	24.013	33.102	20:48.844	14	1:52.528	21.367	34.387	23.550	33.224	26:18.356	
12	1:53.473	21.447	34.698	23.710	33.618	22:42.317	15	1:52.183	21.249	34.259	23.615	33.060	28:10.539	
13	1:54.115	21.442	34.875	23.965	33.833	24:36.432	<b>87 Alex GOURDON</b> FRA							
14	1:54.355	22.050	34.509	23.950	33.846	26:30.787	LEOPARD IMPALA JUNIOR TEAM HONDA							
15	1:53.136	21.466	<b>34.422</b>	23.859	33.389	28:23.923	1	2:00.350	27.562	35.279	23.868	33.641	2:00.350	
<b>81 César PARRILLA VEGA</b> ESP							2	1:54.606	<b>21.101</b>	35.201	23.836	34.468	3:54.956	
FAU55 TEY RACING HONDA							3	1:53.053	21.240	34.637	23.724	33.452	5:48.009	
1	2:00.502	27.760	35.354	24.062	33.326	2:00.502	4	1:53.422	21.501	34.549	23.870	33.502	7:41.431	
2	1:53.683	<b>21.108</b>	35.028	23.926	33.621	3:54.185	5	<b>1:52.745</b>	21.402	<b>34.419</b>	<b>23.700</b>	<b>33.224</b>	9:34.176	
3	1:53.642	21.318	<b>34.531</b>	24.188	33.605	5:47.827	6	1:53.873	21.507	34.772	23.752	33.842	11:28.049	
4	<b>1:53.633</b>	21.830	34.641	<b>23.851</b>	<b>33.311</b>	7:41.460	7	1:54.640	21.507	34.820	24.293	34.020	13:22.689	
5	1:54.369	21.587	34.958	24.254	33.570	9:35.829	8	1:55.675	22.103	34.973	24.470	34.129	15:18.364	
6	1:54.133	21.418	34.680	24.182	33.853	11:29.962	9	1:54.649	21.552	34.839	24.207	34.051	17:13.013	
7	1:53.996	21.686	34.593	24.067	33.650	13:23.958	10	1:55.057	21.788	34.881	24.186	34.202	19:08.070	
8	1:54.541	21.494	35.054	24.104	33.889	15:18.499	11	1:55.131	21.746	35.035	24.245	34.105	21:03.201	
9	1:54.479	21.210	34.925	24.351	33.993	17:12.978	12	1:54.871	21.855	34.735	24.236	34.045	22:58.072	
10	1:55.325	22.128	35.190	24.164	33.843	19:08.303	13	1:54.603	21.873	34.769	24.098	33.863	24:52.675	
11	1:55.066	21.751	35.227	24.255	33.833	21:03.369	14	1:53.861	21.334	34.799	24.100	33.628	26:46.536	
12	1:54.842	22.072	34.848	24.005	33.917	22:58.211	15	1:54.206	21.689	34.553	24.140	33.824	28:40.742	
13	1:54.588	21.978	34.794	23.982	33.834	24:52.799	<b>89 Demis MIHALA</b> ITA							
14	1:54.116	21.456	34.831	24.015	33.814	26:46.915	TEAM HONDA LAGLISSE HONDA							
15	1:54.092	21.772	34.912	23.952	33.456	28:41.007	1	2:02.855	27.910	36.227	24.687	34.031	2:02.855	
<b>83 Alvaro CARPE RUIZ</b> ESP							2	1:54.304	21.439	35.051	24.214	<b>33.600</b>	3:57.159	
MT-FOUNDATION 77 HONDA							3	<b>1:54.299</b>	<b>21.348</b>	34.940	24.055	33.956	5:51.458	
1	1:57.468	25.887	34.646	23.840	<b>33.095</b>	1:57.468	4	1:54.379	21.606	35.018	24.109	33.646	7:45.837	
2	1:52.720	21.347	34.373	23.809	33.191	3:50.188	5	1:54.790	21.575	35.094	24.198	33.923	9:40.627	
3	1:53.104	21.337	34.692	23.952	33.123	5:43.292	6	1:55.427	21.967	35.283	24.320	33.857	11:36.054	
4	1:52.844	<b>21.253</b>	34.465	23.828	33.298	7:36.136	7	1:55.479	22.317	35.049	24.064	34.049	13:31.533	
5	1:52.768	21.287	34.515	<b>23.650</b>	33.316	9:28.904	8	1:55.369	22.037	35.249	24.041	34.042	15:26.902	
6	<b>1:52.697</b>	21.262	34.552	23.753	33.130	11:21.601	9	1:54.794	21.781	35.189	24.182	33.642	17:21.696	
7	1:53.220	21.298	34.402	24.052	33.468	13:14.821	10	1:54.714	21.442	35.438	24.027	33.807	19:16.410	
8	1:53.727	21.384	34.966	23.919	33.458	15:08.548	11	1:54.663	21.712	35.202	24.117	33.632	21:11.073	
9	1:52.884	21.482	34.420	23.718	33.264	17:01.432	12	1:54.943	21.582	35.379	24.191	33.791	23:06.016	
10	1:53.130	21.256	34.547	23.855	33.472	18:54.562	13	1:54.874	21.844	34.990	<b>23.929</b>	34.111	25:00.890	
11	1:53.932	21.619	34.761	24.005	33.547	20:48.494	14	1:55.165	21.946	35.015	24.097	34.107	26:56.055	
12	1:53.662	21.451	34.693	23.981	33.537	22:42.156	15	1:54.413	21.928	<b>34.907</b>	23.958	33.620	28:50.468	
13	1:54.235	21.731	34.769	23.890	33.845	24:36.391	<b>93 Guido PINI</b> ITA							
14	1:54.228	21.378	34.595	23.833	34.422	26:30.619	AC RACING TEAM HONDA							
15	1:52.913	21.475	<b>34.363</b>	23.779	33.296	28:23.532	1	2:00.226	27.256	35.097	24.130	33.743	2:00.226	
<b>85 Xabi ZURUTUZA TORRES</b> ESP							2	1:54.390	<b>21.333</b>	34.871	23.969	34.217	3:54.616	
CUNA DE CAMPEONES HONDA							3	1:54.111	21.638	34.763	<b>23.957</b>	33.753	5:48.727	
1	1:56.143	24.635	34.466	23.840	33.202	1:56.143	4	1:54.426	21.834	<b>34.715</b>	24.116	33.761	7:43.153	
2	<b>1:51.894</b>	21.296	34.165	23.589	32.844	3:48.037	5	<b>1:54.008</b>	21.568	34.771	24.106	<b>33.563</b>	9:37.161	
3	1:51.951	21.315	34.234	23.572	<b>32.830</b>	5:39.988	6	1:54.473	21.405	34.779	24.075	34.214	11:31.634	
4	1:52.688	21.214	<b>34.154</b>	23.901	33.419	7:32.676	7	1:55.570	22.541	35.006	24.178	33.845	13:27.204	
5	1:53.021	21.728	34.233	23.697	33.363	9:25.697	8	1:54.556	21.786	34.896	24.236	33.638	15:21.760	
6	1:52.232	21.525	34.253	<b>23.506</b>	32.948	11:17.929	9	1:54.854	21.703	35.042	24.240	33.869	17:16.614	
7	1:52.682	21.472	34.358	23.699	33.153	13:10.611	10	1:55.146	21.888	35.032	24.217	34.009	19:11.760	





## Hawkers ETC

# FIM CEV REPSOL CIRCUIT DE BARCELONA-CATALUNYA

## Race

## Sector Analysis

— Invalidated Lap

■ Personal Best

■ Session Best

B Crossing the pit lane

Lap	Time	Sector 1	Sector 2	Sector 3	Sector 4	Elapsed	Lap	Time	Sector 1	Sector 2	Sector 3	Sector 4	Elapsed
11	1:54.698	21.763	35.059	24.085	33.791	21:06.458							
12	1:55.167	21.862	35.008	24.230	34.067	23:01.625							
13	1:55.086	21.950	34.880	24.165	34.091	24:56.711							
14	1:54.758	21.624	35.008	24.175	33.951	26:51.469							
15	1:54.990	21.894	34.971	24.258	33.867	28:46.459							

**95****Marco MORELLI CHINCO**

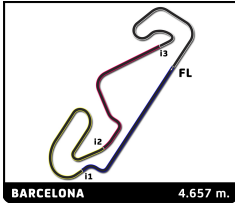
ARG

TEAM ESTRELLA GALICIA 0,0

HONDA

1	1:57.934	25.405	35.357	23.792	33.380	1:57.934
2	1:53.512	21.183	34.899	23.921	33.509	3:51.446
3	1:53.172	<b>21.143</b>	34.694	23.703	33.632	5:44.618
4	1:53.552	21.305	34.642	23.756	33.849	7:38.170
5	1:52.825	21.165	34.552	23.790	33.318	9:30.995
6	<b>1:52.652</b>	21.253	<b>34.442</b>	<b>23.685</b>	<b>33.272</b>	11:23.647
7	1:52.684	21.179	34.500	23.708	33.297	13:16.331
8	1:52.944	21.210	34.487	23.762	33.485	15:09.275
9	1:58.775	21.249	34.967	24.035	38.524	17:08.050
10	1:54.017	21.777	34.735	24.011	33.494	19:02.067
11	1:53.478	21.483	34.768	23.950	33.277	20:55.545
12	1:53.801	21.272	34.947	23.971	33.611	22:49.346
13	1:54.362	21.523	34.994	24.083	33.762	24:43.708
14	1:54.485	21.581	34.951	24.157	33.796	26:38.193
15	1:56.121	21.794	35.428	24.438	34.461	28:34.314





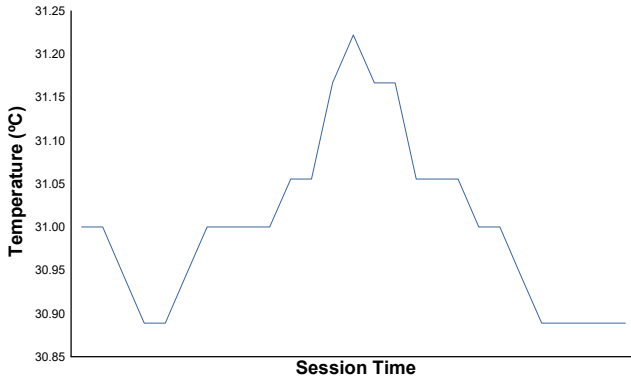
# FIM CEV REPSOL CIRCUIT DE BARCELONA-CATALUNYA

## Hawkers ETC

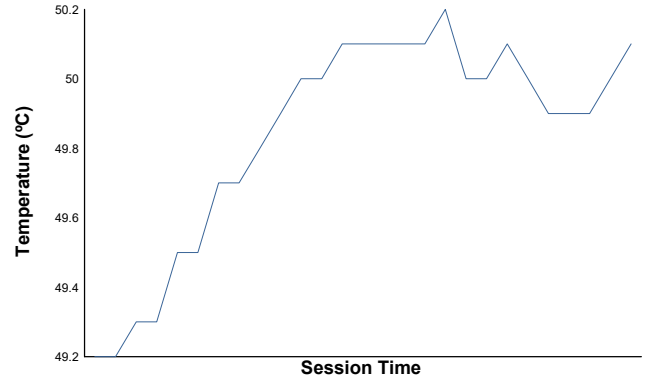
## Race

## Weather Report

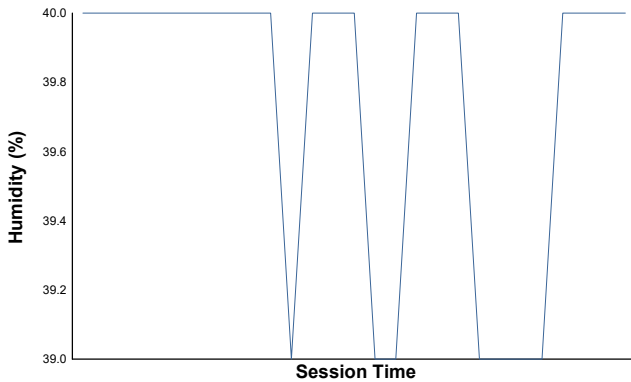
### Air Temperature



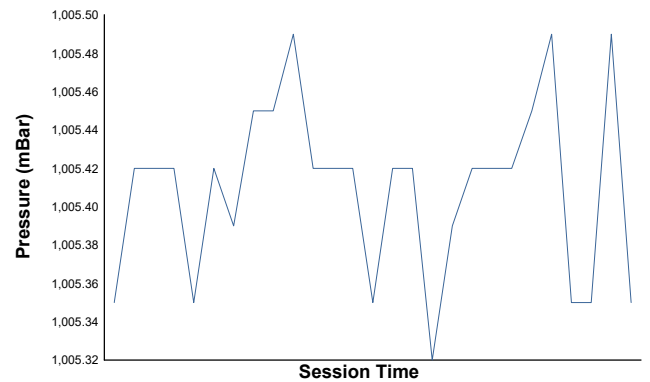
### Track Temperature



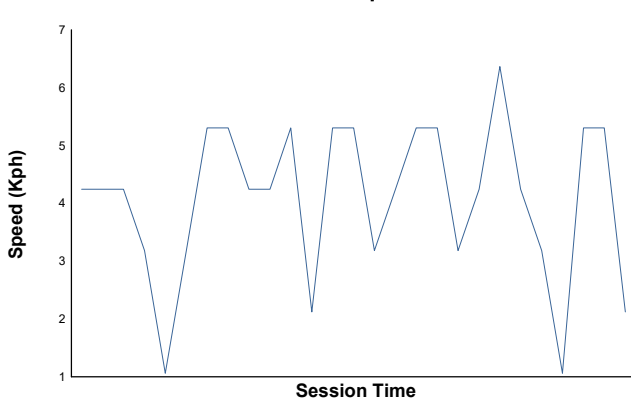
### Humidity



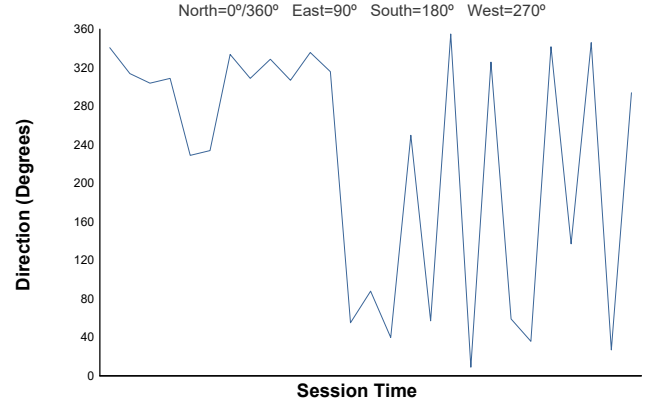
### Pressure



### Wind Speed



### Wind Direction



Track Status: **DRY**

