

GRAN PREMIO RED BULL DE ESPAÑA
Race Nr. 1
Classification after 10 laps = 44.23 km

Pos	Rider	Nation	Team	Motorcycle	Total Time	Km/h	Gap
-----	-------	--------	------	------------	------------	------	-----

Race condition: Dry
Air: 21°
Humidity: 35%
Ground: 41°

Pole Position:		David ALONSO	1'49.347	145.6 Km/h
Fastest Lap (New record):	Lap 5	Marcos URIARTE	1'49.136	145.8 Km/h
Best Race Lap:	2019	Carlos TATAY	1'49.206	145.8 Km/h
All Time Lap Record:	2018	Carlos TATAY	1'49.009	146.0 Km/h

17:00'22	SIGHTING LAP START
17:12'55	WARM UP LAP START
17:15'55	RACE START
17:19'13	Red flag - flagged due to technical issues in the starting equipment
17:21'27	All riders entered in pit lane on time
17:21'28	New race will be for 10 laps
17:24'10	Pit lane will opens at 17:30 for a quick restart
17:30'00	SIGHTING LAP START
17:33'00	WARM UP LAP START
17:35'38	RACE START
17:36'49	No jump start
17:45'21	<u>Filippo FARIOLI</u>
17:46'42	<u>Bartholomé PERRIN</u>
17:48'31	Soma GÖRBE crashed out - Rider OK
17:50'46	Jakob ROSENTHALER crashed out - Rider OK
17:50'46	Eddie O'SHEA crashed out - Rider OK
17:51'23	Eddie O'SHEA re-joined race
17:51'44	<u>Daniel MUÑOZ</u>
17:58'22	<u>Alex MILLAN</u>
18:00'37	<u>David ALONSO</u>

SIGHTING LAP START

WARM UP LAP START

RACE START

Red flag - flagged due to technical issues in the starting equipment

All riders entered in pit lane on time

New race will be for 10 laps

Pit lane will opens at 17:30 for a quick restart

SIGHTING LAP START

WARM UP LAP START

RACE START

No jump start

track limits warning

track limits warning

crashed out - Rider OK

crashed out - Rider OK

crashed out - Rider OK

re-joined race

track limits warning

1 position penalty due to exceeding track limit on the last lap

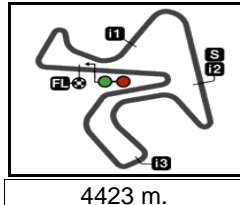
1 position penalty due to exceeding track limit on the last lap

The results are provisional until the end of the limit for protest and appeals.

Time limit for protest expires 30' after publication of the results - Time:

DORNA DATA PROCESSING TIMING SERVICE DORNA DATA PROCESSING TIMING SERVICE DORNA DATA PROCESSING TIMING SERVICE DORNA DATA PROCESSING TIMING SERVICE DORNA DATA PROCESSING TIMING SERVICE DORNA DATA PROCESSING TIMING SERVICE DORNA DATA PROCESSING TIMING SERVICE DORNA DATA PROCESSING TIMING SERVICE DORNA DATA PROCESSING TIMING SERVICE DORNA DATA PROCESSING TIMING SERVICE DORNA DATA PROCESSING TIMING SERVICE DORNA DATA PROCESSING TIMING SERVICE DORNA DATA PROCESSING TIMING SERVICE DORNA DATA PROCESSING TIMING SERVICE DORNA DATA PROCCESSSS





4423 m.

GRAN PREMIO RED BULL DE ESPAÑA

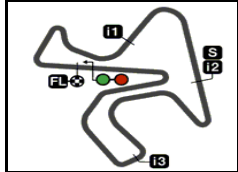
Race Nr. 1

Top Speed & Average



Rider	Nation	Motorcycle	Top 5 speeds					Average	Top
7 Daniel MUÑOZ	SPA	KTM	206.8	204.1	203.7	203.3	203.3	204.2	206.8
5 Tatchakorn BUASRI	THA	KTM	206.1	204.5	203.7	200.0	199.2	202.7	206.1
23 Alex MILLAN	SPA	KTM	206.1	201.8	201.8	200.3	200.3	201.8	206.1
80 David ALONSO	COL	KTM	204.9	203.0	202.6	202.2	201.4	202.8	204.9
89 Marcos URIARTE	SPA	KTM	204.9	204.5	204.1	203.7	201.8	203.8	204.9
95 Collin VEIJER	NED	KTM	204.9	204.1	202.2	202.2	201.8	203.0	204.9
24 Ivan ORTOLÁ	SPA	KTM	204.5	203.7	203.3	201.8	201.4	202.9	204.5
8 Eddie O'SHEA	GBR	KTM	204.1	203.3	200.7	197.0	196.7	200.4	204.1
34 Mario AJI	INA	KTM	204.1	203.3	202.2	201.4	200.7	202.3	204.1
58 Luca LUNETTA	ITA	KTM	204.1	203.3	203.3	201.8	201.8	202.9	204.1
42 Soma GÖRBE	HUN	KTM	203.7	202.6	202.2	199.6	198.8	201.4	203.7
55 Noah DETTWILER	SWI	KTM	203.7	203.3	202.2	201.8	200.7	202.3	203.7
64 David MUÑOZ	SPA	KTM	203.7	203.0	201.4	198.5	197.8	200.4	203.7
29 Harrison VOIGHT	AUS	KTM	203.3	203.0	202.6	201.4	201.4	202.3	203.3
78 Jakob ROSENTHALER	AUT	KTM	203.3	203.0	201.8	200.3	199.2	201.5	203.3
19 Scott OGDEN	GBR	KTM	203.0	202.6	201.1	200.7	200.7	201.5	203.0
92 Diogo MOREIRA	BRA	KTM	203.0	202.2	201.4	201.4	200.3	201.7	203.0
77 Filippo FARIOLI	ITA	KTM	202.6	201.4	201.1	201.1	200.7	201.4	202.6
21 Demis MIHAILA	ITA	KTM	202.2	201.8	200.7	200.7	197.8	200.6	202.2
14 Cormac BUCHANAN	NZE	KTM	201.4	200.3	200.0	199.2	198.8	199.9	201.4
28 Matteo BERTELLE	ITA	KTM	200.7	200.3	195.6	195.6	195.2	197.5	200.7
96 Daniel HOLGADO	SPA	KTM	200.7	198.8	196.0	195.6	195.6	197.1	200.7
9 Freddie HEINRICH	GER	KTM	200.0	198.8	198.8	198.1	197.4	198.4	200.0
13 Sho NISHIMURA	JPN	KTM	200.0	199.6	198.1	197.8	196.0	198.3	200.0
39 Bartholomé PERRIN	FRA	KTM	198.5	198.5	196.3	194.9	194.2	196.5	198.5






4423 m.

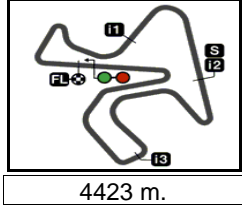
GRAN PREMIO RED BULL DE ESPAÑA

Race Nr. 1

Fastest Laps Sequence

Rookies Cup

<i>Lap</i>	<i>Race Time</i>	 <i>Rider</i>	<i>Nation</i>	<i>Motorcycle</i>	<i>Time</i>	<i>Km/h</i>	<i>Riders's Lap</i>
2	3'46.463	96 Daniel HORGADO	SPA	KTM	1'49.905	144.8	2
2	3'46.809	24 Ivan ORTOLÁ	SPA	KTM	1'49.880	144.9	2
3	5'36.274	96 Daniel HORGADO	SPA	KTM	1'49.811	145.0	3
3	5'36.577	64 David MUÑOZ	SPA	KTM	1'49.800	145.0	3
3	5'38.429	34 Mario AJI	INA	KTM	1'49.649	145.2	3
4	7'25.889	96 Daniel HORGADO	SPA	KTM	1'49.615	145.2	4
4	7'25.977	64 David MUÑOZ	SPA	KTM	1'49.400	145.5	4
4	7'26.488	92 Diogo MOREIRA	BRA	KTM	1'49.368	145.5	4
4	7'27.449	89 Marcos URIARTE	SPA	KTM	1'49.264	145.7	4
5	9'16.585	89 Marcos URIARTE	SPA	KTM	1'49.136	145.8	5



GRAN PREMIO RED BULL DE ESPAÑA

Race Nr. 1

Chronological Analysis of Performances

* Lap / Sector time cancelled

T1 Time from finish line to 1st intermediate

T3 Time from 2nd intermed. to 3rd intermed.

P Crossing the finish line in pit lane

T2 Time from 1st intermed. to 2nd intermed.

T4 Time from 3rd intermediate to finish line

Lap	Lap Time	T1	T2	T3	T4	Speed	Lap	Lap Time	T1	T2	T3	T4	Speed
1st 64 David MUÑOZ Red Bull MotoGP Roo SPA							5th 89 Marcos URIARTE Red Bull MotoGP Roo SPA						
Runs=1 Total laps=10 Full laps=8							Runs=1 Total laps=10 Full laps=8						
1	1'57.173	34.291	16.852	32.245	33.785	201.4	1	1'58.133	34.680	16.746	32.678	34.029	201.8
2	1'49.604 *	26.803	16.755*	32.239	33.807	203.7	2	1'50.127	26.980	16.903	32.176	34.068	198.5
3	1'49.800	26.692	16.894	32.073	34.141	194.5	3	1'49.925	26.973	16.910	32.052	33.990	197.8
4	1'49.400	26.937	16.796	31.962	33.705	197.8	4	1'49.264	26.934	16.723	31.843	33.764	200.7
5	1'49.675	26.752	16.817	32.174	33.932	198.5	5	1'49.136	26.768	16.676	31.994	33.698	201.4
6	1'49.957	26.849	16.966	32.210	33.932	196.3	6	1'49.810	26.767	16.746	32.102	34.195	200.3
7	1'50.301	26.818	16.969	32.609	33.905	197.8	7	1'50.199 *	26.94*	16.674	32.522	34.060	204.1
8	1'50.338	27.020	16.895	32.521	33.902	197.0	8	1'49.973	26.844	16.705	32.558	33.866	204.9
9	1'50.420	27.059	16.750	32.389	34.222	203.0	9	1'50.249	27.046	16.731	32.606	33.866	204.5
10	1'50.070	26.942	16.992	32.284	33.852	191.8	10	1'50.249	27.515	16.700	32.187	33.847	203.7
2nd 24 Ivan ORTOLÁ Red Bull MotoGP Roo SPA							6th 7 Daniel MUÑOZ Red Bull MotoGP Roo SPA						
Runs=1 Total laps=10 Full laps=9							Runs=1 Total laps=10 Full laps=6						
1	1'56.929	33.717	16.898	32.233	34.081	200.7	1	1'58.794	35.047	16.781	32.716	34.250	203.7
2	1'49.880	26.833	16.821	32.146	34.080	200.3	2	1'50.078 *	27.093	16.696	32.264	34.025*	199.6
3	1'49.830	26.847	16.851	32.107	34.025	200.0	3	1'49.786	27.012	16.781	32.122	33.871	201.1
4	1'49.884	26.914	16.825	32.091	34.054	201.4	4	1'49.285	26.939	16.543	31.948	33.855	203.3
5	1'49.664	26.953	16.618	32.187	33.906	203.7	5	1'49.367 *	26.949	16.640	31.916	33.862*	201.8
6	1'49.944	26.702	16.726	32.561	33.955	204.5	6	1'49.447	26.805	16.601	32.097	33.944	204.1
7	1'50.059	26.721	16.755	32.594	33.989	203.3	7	1'50.131	27.038	16.809	32.027	34.257	200.7
8	1'50.011	26.916	16.772	32.333	33.990	201.8	8	1'49.923 *	26.806	16.566	32.577	33.974*	206.8
9	1'50.615	26.978	16.830	32.325	34.482	200.0	9	1'50.268	26.933	16.729	32.673	33.933	203.3
10	1'49.959	26.909	16.887	32.353	33.810	194.5	10	1'50.042	27.453	16.686	32.060	33.843	200.3
3rd 92 Diogo MOREIRA Red Bull MotoGP Roo BRA							7th 80 David ALONSO Red Bull MotoGP Roo COL						
Runs=1 Total laps=10 Full laps=9							Runs=1 Total laps=10 Full laps=7						
1	1'56.474	33.428	16.912	32.058	34.076	198.5	1	1'56.762	33.660	16.831	32.235	34.036	200.7
2	1'50.613	27.015	17.088	32.584	33.926	192.8	2	1'50.160	26.959	16.923	32.403	33.875	199.2
3	1'50.033	26.958	16.767	32.059	34.249	202.2	3	1'49.820	27.015	16.751	32.053	34.001	202.6
4	1'49.368	26.772	16.635	32.118	33.843	203.0	4	1'49.815	26.913	16.769	32.378	33.755	201.4
5	1'49.413	26.768	16.667	32.002	33.976	200.0	5	1'49.471 *	26.827	16.553	32.171	33.920*	202.2
6	1'50.041	26.800	16.753	32.489	33.999	197.8	6	1'49.700	26.794	16.692	32.294	33.920	201.1
7	1'49.904	26.729	16.803	32.375	33.997	201.4	7	1'50.553	26.809	16.916	32.855	33.973	198.8
8	1'50.572	27.004	17.000	32.617	33.951	194.2	8	1'50.323	26.943	16.748	32.595	34.037	203.0
9	1'50.555	27.026	16.675	32.670	34.184	200.3	9	1'50.501	26.926	16.645	32.515	34.415	204.9
10	1'49.897	27.423	16.572	32.104	33.798	201.4	10	1'50.014 *	27.363	16.771	32.150	33.730*	196.7
4th 96 Daniel HOLGADO Red Bull MotoGP Roo SPA													
Runs=1 Total laps=10 Full laps=8													
1	1'56.558	33.271	17.020	32.283	33.984	194.2							
2	1'49.905	26.995	16.990	32.020	33.900	195.6							
3	1'49.811	26.841	17.004	31.977	33.989	194.5							
4	1'49.615	26.876	16.982	31.968	33.789	193.2							
5	1'49.708	26.742	16.893	32.061	34.012	195.6							

Fastest Lap: Marcos URIARTE Red Bull MotoGP Roo SPA **1'49.136** 26.768 16.676 31.994 33.698

DORNA DATA PROCESSING TIMING SERVICE DORNA DATA PROCESSING TIMING SERVICE DORNA DATA PROCESSING TIMING SERVICE DORNA DATA PROCESSING TIMING SERVICE DORNA DATA PROCESSING TIMING SERVICE DORNA DATA PROCESSING TIMING SERVICE DORNA DATA PROCESSING TIMING SERVICE DORNA DATA PROCCESSS



Race Nr. 1

RookiesCup

Lap	Lap Time	T1	T2	T3	T4	Speed	Lap	Lap Time	T1	T2	T3	T4	Speed
5	1'53.412	27.665	16.795	33.328	35.624	203.7							
6	1'52.744	27.497	16.911	33.314	35.022	195.6							
	unfinished	27.665	16.951			202.2							

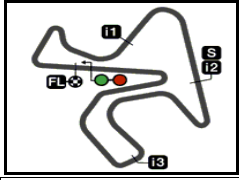
Fastest Lap: Marcos URIARTE Red Bull MotoGP Roo SPA **1'49.136** 26.768 16.676 31.994 33.698

DORNA DATA PROCESSING TIMING SERVICE DORNA DATA PROCESSING TIMING SERVICE DORNA DATA PROCESSING TIMING SERVICE DORNA DATA PROCESSING TIMING SERVICE DORNA DATA PROCESSING TIMING SERVICE DORNA DATA PROCESSING TIMING SERVICE DORNA DATA PROCESSING TIMING SERVICE DORNA DATA PROCCEESSS

Jerez de la Frontera, Saturday, May 01, 2021.



RookiesCup



GRAN PREMIO RED BULL DE ESPAÑA Official Starting Grid

4423 m.

Race : 10 laps = 44.23 km

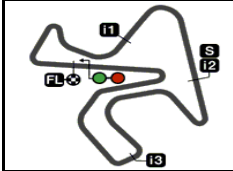


1	1 1'49.347 80 David ALONSO KTM	2 1'49.371 96 Daniel HOLGADO KTM	3 1'49.685 92 Diogo MOREIRA KTM
2	4 1'49.758 77 Filippo FARIOLI KTM	5 1'49.799 23 Alex MILLAN KTM	6 1'49.844 24 Ivan ORTOLÁ KTM
3	7 1'49.846 64 David MUÑOZ KTM	8 1'49.848 89 Marcos URIARTE KTM	9 1'49.894 34 Mario AJI KTM
4	10 1'49.932 95 Collin VEIJER KTM	11 1'49.933 28 Matteo BERTELLE KTM	12 1'49.992 7 Daniel MUÑOZ KTM
5	13 1'50.146 13 Sho NISHIMURA KTM	14 1'50.151 19 Scott OGDEN KTM	15 1'50.638 55 Noah DETTWILER KTM
6	16 1'50.922 29 Harrison VOIGHT KTM	17 1'51.090 5 Tatchakorn BUASRI KTM	18 1'51.249 58 Luca LUNETTA KTM
7	19 1'51.570 8 Eddie O'SHEA KTM	20 1'51.773 42 Soma GÖRBE KTM	21 1'52.010 21 Demis MIHAILA KTM
8	22 1'52.256 9 Freddie HEINRICH KTM	23 1'52.439 78 Jakob ROSENTHALER KTM	24 1'52.454 14 Cormac BUCHANAN KTM

The results are provisional until the end of the limit for protest and appeals and until the ratification of the Event Management Committee.

Time limit for protest expires 60' at the latest after publication of the results - Time:

DORNA DATA PROCESSING TIMING SERVICE DORNA DATA PROCESSING TIMING SERVICE DORNA DATA PROCESSING TIMING SERVICE DORNA DATA PROCESSING TIMING SERVICE DORNA DATA PROCESSING TIMING SERVICE DORNA DATA PROCESSING TIMING SERVICE DORNA DATA PROCESSING TIMING SERVICE DORNA DATA PROCESSING TIMING SERVICE DORNA DATA PROCESSING TIMING SERVICE DORNA DATA PROCESSING TIMING SERVICE DORNA DATA PROCCESSS



4423 m.

GRAN PREMIO RED BULL DE ESPAÑA
Official Starting Grid

RookiesCup

Race : 10 laps = 44.23 km

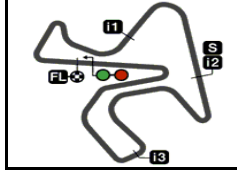
9

25
1'52.141
39 Bartholomé PERRIN
KTM

The results are provisional until the end of the limit for protest and appeals and until the ratification of the Event Management Committee.

Time limit for protest expires 60' at the latest after publication of the results - Time:

DORNA DATA PROCESSING TIMING SERVICE DORNA DATA PROCESSING TIMING SERVICE DORNA DATA PROCESSING TIMING SERVICE DORNA DATA PROCESSING TIMING SERVICE DORNA DATA PROCESSING TIMING SERVICE DORNA DATA PROCESSING TIMING SERVICE DORNA DATA PROCESSING TIMING SERVICE DORNA DATA PROCESSING TIMING SERVICE DORNA DATA PROCESSING TIMING SERVICE DORNA DATA PROCCEESSS



4423 m.

GRAN PREMIO RED BULL DE ESPAÑA

Race Nr. 1

Lap Chart

RookiesCup

Pos	1	2	3	4	5	6	7	8	9	10	11	12	13	14	15	16	17	18	19	20	21	22	23	24	25
Grid	80	96	92	77	23	24	64	89	34	95	28	7	13	19	55	29	5	58	8	42	21	9	78	14	39



1	92	96	80	24	64	23	95	89	34	77	7	19	29	5	13	28	55	58	42	39	8	78	21	9	14
2	96	64	24	80	92	23	95	89	34	7	28	77	19	13	5	29	55	58	39	42	8	21	78	9	14
3	96	64	24	80	92	23	95	89	34	7	28	5	13	19	77	55	29	58	8	21	39	42	78	9	14
4	96	64	92	24	80	23	89	95	34	7	28	5	19	77	55	58	29	13	39	8	21	78	42	9	14
5	96	64	92	80	24	23	89	95	34	7	28	5	19	55	77	58	29	13	8	21	78	39	42	9	14
6	96	64	80	92	24	23	89	95	7	34	28	5	55	19	77	58	29	13	78	8	21	9	39	14	42
7	92	64	96	24	80	89	23	34	7	95	28	55	5	19	77	58	29	13	78	8	39	9	21	14	
8	96	24	64	92	89	80	7	34	23	95	28	5	55	77	19	58	29	13	9	21	39	14	8		
9	64	89	24	92	96	7	80	34	23	95	28	55	77	5	58	19	29	13	9	39	21	14	8		
10	64	24	92	96	89	80	7	23	34	95	28	55	5	58	19	77	29	13	9	21	39	14	8		

L
a
p
s



Winner



Lapped rider

DORNA DATA PROCESSING TIMING SERVICE DORNA DATA PROCESSING TIMING SERVICE DORNA DATA PROCESSING TIMING SERVICE DORNA DATA PROCESSING TIMING SERVICE DORNA DATA PROCESSING TIMING SERVICE DORNA DATA PROCESSING TIMING SERVICE DORNA DATA PROCESSING TIMING SERVICE DORNA DATA PROCCESSSS



