

FIM CEV REPSOL Circuit Ricardo Tormo

7-8-9 MAY 2021

Laps: 12

Circuit Ricardo Tormo

Length: 4005 metros

Results

Race 2 Moto3

Pos.	N.	Rider	Team	Motorcycle	Nat.	Laps	Time	Best Lap	iL	Gap	Interval	Speed	Tyr.	Pt.	Cat.
1	96	HOLGADO, Daniel	ASPAR TEAM	GasGas	SPA	12	20:13,437	01:40,383	3			142,63	25	M3	
2	20	GARCÍA, José J.	SIC58 SQUADRA CORSE	Honda	SPA	12	20:13,794	01:40,205	3	00:00,357	00:00,357	142,63	20	M3	
3	24	ORTOLÁ, Ivan	TEAM MTA	KTM	SPA	12	20:14,194	01:40,345	4	00:00,757	00:00,400	142,52	16	M3	
4	61	RUDA, Marcos	FAU55 TEY RACING	KTM	SPA	12	20:19,839	01:40,437	4	00:06,402	00:05,645	141,93	13	M3	
5	16	AJI, Mario S.	ASTRA HONDA RACING T	Honda	INA	12	20:20,163	01:40,677	10	00:06,726	00:00,324	141,82	11	M3	
6	38	SALVADOR, David	TM RACING FACTORY	TM Racing	SPA	12	20:20,255	01:40,493	4	00:06,818	00:00,092	141,82	10	M3	
7	67	RIU, Gerard	MT-FOUNDATION 77	KTM	SPA	12	20:22,579	01:40,892	6	00:09,142	00:02,324	141,58	9	M3	
8	13	TAPIA, Marco	LEOPARD IMPALA JUNIOR	Honda	SPA	12	20:23,419	01:40,913	12	00:09,982	00:00,840	141,47	8	M3	
9	23	REAL, David	CUNA DE CAMPEONES	KTM	SPA	12	20:23,828	01:40,683	10	00:10,391	00:00,409	141,47	7	M3	
10	26	OGDEN, Scott J.	ASPAR TEAM	GasGas	GBR	12	20:24,835	01:40,867	8	00:11,398	00:01,007	141,35	6	M3	
11	9	VEIJER, Collin	AC RACING TEAM	KTM	NED	12	20:24,904	01:40,896	9	00:11,467	00:00,069	141,35	5	M3	
12	45	ROUGÉ, Clément	LAGLISSE ACADEMY	Husqvarna	FRA	12	20:25,055	01:40,828	3	00:11,618	00:00,151	141,24	4	M3	
13	95	RUEDA, José A.	TEAM ESTRELLA GALICIA	Honda	SPA	12	20:25,106	01:41,109	11	00:11,669	00:00,051	141,24	3	M3	
14	58	LUNETTA, Luca	AC RACING TEAM	KTM	ITA	12	20:27,999	01:41,018	6	00:14,562	00:02,893	141,01	2	M3	
15	55	DETTWILER, Noah	TEAM MTA	KTM	SWI	12	20:28,087	01:41,032	7	00:14,650	00:00,088	140,89	1	M3	
16	84	VAN DEN GOORBERGH, TEAM SUPER B	Honda	NED	12	20:31,407	01:41,245	3	00:17,970	00:03,320	140,55		M3		
17	81	AGIUS, Senna	SIC58 SQUADRA CORSE	Honda	AUS	12	20:32,067	01:41,409	6	00:18,630	00:00,604	140,44		M3	
18	69	FUSCO, Raffaele	TM RACING FACTORY	TM Racing	ITA	12	20:31,463	01:41,207	6	00:18,026	00:00,056	140,55		M3	
19	63	AZMAN, Syarifuddin	SIC RACING	Honda	MAL	12	20:42,724	01:41,508	5	00:29,287	00:10,657	139,3		M3	
20	29	VAN EERDE, Bill	MT-FOUNDATION 77	KTM	AUS	12	20:46,540	01:41,890	2	00:33,103	00:03,816	138,86		M3	
NOT CLASSIFIED															
.	92	MOREIRA, Diogo	TEAM ESTRELLA GALICIA 0,0	Honda	BRA	11	18:32,585	01:40,300	4	-1 Lap	-1 Lap	142,62		M3	
.	70	WHATLEY, Joshua	TEAM MTA	KTM	GBR	11	18:43,258	01:41,023	8	-1 Lap	00:10,673	141,23		M3	
.	32	MATSUYAMA, Takuma	ASIA TALENT TEAM	Honda	JPN	7	11:51,785	01:40,283	6	-5 Lap	-4 Lap	141,95		M3	
.	19	MOROSI, Alessandro	LAGLISSE ACADEMY	Husqvarna	ITA	7	11:59,027	01:41,109	5	-5 Lap	00:07,242	140,37		M3	
.	77	VOLPI, Mattia	AGR TEAM	KTM	ITA	3	05:23,759	01:43,131	2	-9 Lap	-4 Lap	133,91		M3	
.	66	KELSO, Joel	AGR TEAM	KTM	AUS	1	01:47,008	FIRST LAP	1	-11 Lap	-2 Lap	134,75		M3	
.	80	ALONSO, David	ASPAR TEAM	GasGas	COL	1	01:47,260	FIRST LAP	1	-11 Lap	00:00,252	134,75		M3	
.	57	NISHIMURA, Sho	MT-FOUNDATION 77	KTM	JPN	1	01:51,703	FIRST LAP	1	-11 Lap	00:04,443	129,89		M3	
.	64	MUÑOZ, David	AVATEL - CARDOSO RACING	KTM	SPA	1	03:31,633	FIRST LAP	1	-11 Lap	01:39,930	68,33		M3	
.	17	MUÑOZ, Daniel	AVATEL-CARDOSO RACING	KTM	SPA	1	05:08,574	FIRST LAP	1	-11 Lap	01:36,941	46,81		M3	
NOT PRESENTED															
.	31	O'SHEA, Edward A.	BRITISH TALENT TEAM	Honda	GBR	1	16:57,638	FIRST LAP	1	-11 Lap	11:49,064	14,18		M3	
# 69 DROP 1 POSITION TRACK LIMITS ON LAST LAP															
Best Lap: Rider 20 - GARCÍA, José J. - Time: 01:40,205 at 143,89 Km/h															

Circuit Ricardo Tormo

 Final Official Provisional Official

Length: 4005 Hour: 14:30:00

JURY:

C.of the Course:

C.Timekeeper:

Hour:

Hour: 09/05/2021

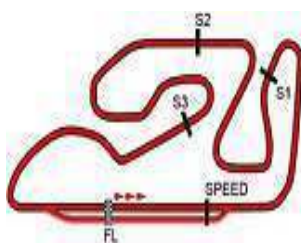
Hour: 15:06:49



HEADQUARTERS - Principe de Vergara, 183 - 28002 Madrid - Tel: +34 91 782 02 20

www.fimcevrepsol.com

Master Timing, Sport Timing Systems, cronometrajes.es - mastertiming.es by Eventronic www.eventronic.es 19FJAP63



Circuit Ricardo Tormo

FIM CEV REPSOL Circuit Ricardo Tormo

ANALYSIS / SECTORS Race 2 Moto3

9		VEIJER,Collin NED		AC RACING TEAM			
				P.Vmax: 1		T. Ideal: 01:40,697	
Lap Time	Sector 1	Sector 2	Sector 3	Sector 4	V.Max	Hour	
1	FIRST LAP	00:32,061	00:27,689	00:23,761	00:27,917	172,34	14:34:21
2	01:41,711	00:23,673	00:26,972	00:23,394	00:27,672	209,71	14:36:02
3	01:41,445	00:23,676	00:26,771	00:23,457	00:27,541	209,71	14:37:44
4	01:41,512	00:23,691	00:26,729	00:23,378	00:27,714	211,76	14:39:25
5	01:41,449	00:23,708	00:26,832	00:23,136	00:27,773	207,69	14:41:07
6	01:41,044	00:23,561	00:26,603	00:23,122	00:27,758	205,06	14:42:48
7	01:41,046	00:23,661	00:26,542	00:23,121	00:27,722	204,42	14:44:29
8	01:41,196	00:23,717	00:26,596	00:23,161	00:27,722	206,37	14:46:10
9	01:40,896	00:23,493	00:26,650	00:23,150	00:27,603	205,71	14:47:51
10	01:41,031	00:23,563	00:26,577	00:23,248	00:27,643	207,03	14:49:32
11	01:40,900	00:23,500	00:26,619	00:23,138	00:27,643	210,39	14:51:13
12	01:41,246	00:23,513	00:26,584	00:23,331	00:27,818	211,07	14:52:54

13		TAPIA,Marco SPA		LEOPARD IMPALA JUNIOR			
				P.Vmax: 7		T. Ideal: 01:40,661	
Lap Time	Sector 1	Sector 2	Sector 3	Sector 4	V.Max	Hour	
1	FIRST LAP	00:31,374	00:27,610	00:23,523	00:27,572	161,19	14:34:19
2	01:41,826	00:23,787	00:26,941	00:23,427	00:27,671	209,71	14:36:01
3	01:41,053	00:23,533	00:26,697	00:23,285	00:27,538	209,03	14:37:42
4	01:41,117	00:23,595	00:26,568	00:23,336	00:27,618	207,03	14:39:23
5	01:41,610	00:23,653	00:26,853	00:23,242	00:27,862	209,03	14:41:05
6	01:41,126	00:23,754	00:26,531	00:23,214	00:27,627	205,06	14:42:46
7	01:40,929	00:23,499	00:26,556	00:23,112	00:27,762	205,06	14:44:27
8	01:41,096	00:23,637	00:26,558	00:23,224	00:27,677	207,69	14:46:08
9	01:41,273	00:23,572	00:26,652	00:23,314	00:27,735	203,13	14:47:49
10	01:41,175	00:23,583	00:26,625	00:23,247	00:27,720	203,77	14:49:30
11	01:41,222	00:23,550	00:26,654	00:23,247	00:27,771	203,13	14:51:12
12	01:40,913	00:23,528	00:26,512	00:23,207	00:27,666	203,13	14:52:52

16		AJI,Mario S. INA		ASTRA HONDA RACING T			
				P.Vmax: 18		T. Ideal: 01:40,406	
Lap Time	Sector 1	Sector 2	Sector 3	Sector 4	V.Max	Hour	
1	FIRST LAP	00:31,150	00:27,236	00:23,671	00:27,836	161,60	14:34:19
2	01:40,993	00:23,562	00:26,561	00:23,202	00:27,668	204,42	14:36:00
3	01:40,796	00:23,439	00:26,603	00:23,137	00:27,617	206,37	14:37:41
4	01:40,832	00:23,591	00:26,461	00:23,041	00:27,739	202,50	14:39:22
5	01:41,114	00:23,663	00:26,535	00:23,178	00:27,738	201,24	14:41:03
6	01:40,835	00:23,518	00:26,378	00:23,190	00:27,749	205,06	14:42:44
7	01:41,090	00:23,465	00:26,361	00:23,366	00:27,898	205,06	14:44:25
8	01:40,980	00:23,603	00:26,374	00:23,301	00:27,702	205,06	14:46:06
9	01:41,020	00:23,506	00:26,462	00:23,289	00:27,763	205,06	14:47:47
10	01:40,677	00:23,564	00:26,387	00:23,161	00:27,565	205,71	14:49:27
11	01:40,994	00:23,512	00:26,463	00:23,119	00:27,900	206,37	14:51:08
12	01:40,939	00:23,662	00:26,368	00:23,199	00:27,710	205,06	14:52:49

17		MUÑOZ,Daniel SPA		AVATEL-CARDOSO RACING			
				P.Vmax: 29		T. Ideal: 00:00,000	
Lap Time	Sector 1	Sector 2	Sector 3	Sector 4	V.Max	Hour	
1	FIRST LAP						15:02:49

19		MOROSI,Alessandro ITA		LAGLISSE ACADEMY			
				P.Vmax: 17		T. Ideal: 01:40,995	
Lap Time	Sector 1	Sector 2	Sector 3	Sector 4	V.Max	Hour	
1	FIRST LAP	00:31,326	00:27,422	00:23,858	00:27,843	168,31	14:34:20
2	01:41,794	00:23,797	00:26,883	00:23,367	00:27,747	203,13	14:36:01
3	01:41,711	00:23,716	00:26,660	00:23,401	00:27,934	207,03	14:37:43

4	01:41,515	00:23,948	00:26,591	00:23,213	00:27,763	198,77	14:39:25
5	01:41,109	00:23,605	00:26,501	00:23,303	00:27,700	202,50	14:41:06
6	01:41,198	00:23,663	00:26,477	00:23,354	00:27,704	202,50	14:42:47
7	01:41,251	00:23,686	00:26,477	00:23,354	00:27,734	205,06	14:44:28

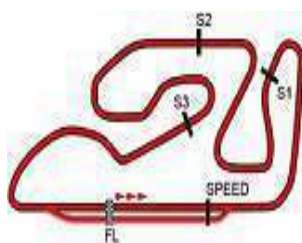
20		GARCÍA,José J. SPA		SIC58 SQUADRA CORSE			
				P.Vmax: 18		T. Ideal: 01:40,026	
Lap Time	Sector 1	Sector 2	Sector 3	Sector 4	V.Max	Hour	
1	FIRST LAP	00:30,202	00:26,472	00:23,065	00:27,378	153,19	14:34:16
2	01:40,607	00:23,587	00:26,373	00:23,065	00:27,582	206,37	14:35:57
3	01:40,205	00:23,469	00:26,244	00:23,043	00:27,449	201,24	14:37:37
4	01:40,336	00:23,429	00:26,299	00:23,054	00:27,554	204,42	14:39:17
5	01:40,515	00:23,524	00:26,373	00:23,088	00:27,530	203,13	14:40:58
6	01:40,481	00:23,361	00:26,435	00:23,104	00:27,581	206,37	14:42:38
7	01:40,670	00:23,642	00:26,388	00:23,146	00:27,494	203,13	14:44:19
8	01:40,879	00:23,450	00:26,442	00:23,351	00:27,636	205,71	14:46:00
9	01:40,929	00:23,691	00:26,424	00:23,228	00:27,586	204,42	14:47:41
10	01:40,685	00:23,519	00:26,476	00:23,168	00:27,522	205,71	14:49:21
11	01:40,647	00:23,480	00:26,377	00:23,323	00:27,467	206,37	14:51:02
12	01:40,723	00:23,485	00:26,462	00:23,091	00:27,685	204,42	14:52:43

23		REAL,David SPA		CUNA DE CAMPEONES			
				P.Vmax: 11		T. Ideal: 01:40,446	
Lap Time	Sector 1	Sector 2	Sector 3	Sector 4	V.Max	Hour	
1	FIRST LAP	00:31,342	00:27,526	00:23,789	00:27,842	168,75	14:34:20
2	01:41,648	00:23,630	00:26,841	00:23,408	00:27,769	207,03	14:36:01
3	01:41,855	00:23,615	00:26,882	00:23,618	00:27,740	206,37	14:37:43
4	01:41,261	00:23,753	00:26,558	00:23,307	00:27,643	202,50	14:39:24
5	01:41,031	00:23,570	00:26,597	00:23,307	00:27,557	205,71	14:41:05
6	01:41,366	00:23,590	00:26,699	00:23,399	00:27,678	209,03	14:42:47
7	01:41,087	00:23,652	00:26,483	00:23,328	00:27,624	204,42	14:44:28
8	01:41,536	00:23,777	00:26,644	00:23,437	00:27,678	208,36	14:46:09
9	01:41,039	00:23,529	00:26,633	00:23,241	00:27,636	204,42	14:47:50
10	01:40,683	00:23,508	00:26,584	00:23,176	00:27,415	205,71	14:49:31
11	01:41,060	00:23,710	00:26,392	00:23,316	00:27,642	206,37	14:51:12
12	01:40,763	00:23,622	00:26,460	00:23,131	00:27,550	204,42	14:52:53

24		ORTOLÁ,Ivan SPA		TEAM MTA			
				P.Vmax: 15		T. Ideal: 01:39,982	
Lap Time	Sector 1	Sector 2	Sector 3	Sector 4	V.Max	Hour	
1	FIRST LAP	00:29,841	00:26,481	00:23,082	00:27,322	155,77	14:34:16
2	01:40,495	00:23,410	00:26,355	00:23,164	00:27,566	201,87	14:35:56
3	01:40,468	00:23,418	00:26,431	00:23,241	00:27,378	203,77	14:37:37
4	01:40,345	00:23,431	00:26,261	00:23,176	00:27,477	206,37	14:39:17
5	01:40,821	00:23,439	00:26,532	00:23,350	00:27,500	205,71	14:40:58
6	01:40,438	00:23,453	00:26,332	00:23,202	00:27,451	208,36	14:42:38
7	01:40,454	00:23,455	00:26,368	00:23,203	00:27,428	203,13	14:44:19
8	01:41,096	00:23,501	00:26,629	00:23,474	00:27,492	207,03	14:46:00
9	01:40,636	00:23,509	00:26,362	00:23,263	00:27,502	201,87	14:47:41
10	01:40,780	00:23,417	00:26,448	00:23,400	00:27,515	207,03	14:49:21
11	01:40,438	00:23,317	00:26,361	00:23,215	00:27,545	207,69	14:51:02
12	01:41,497	00:23,692	00:26,679	00:23,300	00:27,826	207,03	14:52:43

26		OGDEN,Scott J. GBR		ASPAR TEAM			
				P.Vmax: 1		T. Ideal: 01:40,653	
Lap Time	Sector 1	Sector 2	Sector 3	Sector 4	V.Max	Hour	
1	FIRST LAP	00:31,546	00:27,777	00:23,589	00:27,883	165,73	14:34:20
2	01:41,638	00:23,676	00:26,815	00:23,420	00:27,727	207,03	14:36:02
3	01:41,695	00:23,761	00:26,652	00:23,596	00:27,686	209,71	14:37:43
4	01:40,906	00:23,496	00:26,533	00:23,158	00:27,719	208,36	14:39:24





Circuit Ricardo Tormo

FIM CEV REPSOL Circuit Ricardo Tormo

ANALYSIS / SECTORS Race 2 Moto3

5	01:41,095	00:23,608	00:26,687	00:23,150	00:27,650	205,06	14:41:05
6	01:41,156	00:23,636	00:26,670	00:23,109	00:27,741	208,36	14:42:46
7	01:41,161	00:23,581	00:26,604	00:23,278	00:27,698	207,69	14:44:28
8	01:40,867	00:23,438	00:26,498	00:23,209	00:27,722	208,36	14:46:08
9	01:41,573	00:23,739	00:26,754	00:23,280	00:27,800	208,36	14:47:50
10	01:40,988	00:23,396	00:26,612	00:23,237	00:27,743	211,76	14:49:31
11	01:41,146	00:23,503	00:26,600	00:23,202	00:27,841	205,06	14:51:12
12	01:41,815	00:24,002	00:26,656	00:23,287	00:27,870	205,06	14:52:54

29	VAN EERDE,Bill	MT-FOUNDATION 77					
	AUS	P.Vmax: 3 T. Ideal: 01:41,304					
Lap Time	Sector 1	Sector 2	Sector 3	Sector 4	V.Max	Hour	
1	FIRST LAP	00:31,237	00:27,210	00:23,693	00:27,743	170,98	14:34:19
2	01:41,890	00:23,793	00:26,771	00:23,474	00:27,852	201,87	14:36:01
3	01:42,676	00:23,831	00:27,125	00:24,064	00:27,656	202,50	14:37:44
4	01:42,743	00:23,633	00:26,722	00:23,293	00:29,095	211,07	14:39:26
5	01:42,571	00:23,941	00:27,045	00:23,555	00:28,030	203,13	14:41:09
6	01:42,513	00:23,946	00:26,874	00:23,570	00:28,123	203,77	14:42:51
7	01:43,041	00:24,108	00:27,025	00:23,720	00:28,188	200,62	14:44:34
8	01:43,014	00:24,079	00:26,989	00:23,719	00:28,227	200,62	14:46:17
9	01:42,757	00:23,901	00:27,011	00:23,698	00:28,147	200,00	14:48:00
10	01:43,238	00:24,069	00:27,153	00:23,784	00:28,232	200,62	14:49:43
11	01:46,196	00:25,048	00:27,692	00:24,472	00:28,984	199,38	14:51:30
12	01:46,018	00:24,479	00:28,027	00:24,236	00:29,276	194,01	14:53:16

31	O'SHEA,Edward A.	BRITISH TALENT TEAM					
	GBR	P.Vmax: 29 T. Ideal: 00:00,000					
Lap Time	Sector 1	Sector 2	Sector 3	Sector 4	V.Max	Hour	
1	FIRST LAP						15:01:42

32	MATSUYAMA,Takuma	ASIA TALENT TEAM					
	JPN	P.Vmax: 18 T. Ideal: 01:40,197					
Lap Time	Sector 1	Sector 2	Sector 3	Sector 4	V.Max	Hour	
1	FIRST LAP	00:30,479	00:27,598	00:23,521	00:27,627	157,66	14:34:18
2	01:40,810	00:23,308	00:26,460	00:23,373	00:27,669	206,37	14:35:59
3	01:40,363	00:23,327	00:26,374	00:23,050	00:27,612	203,13	14:37:39
4	01:40,410	00:23,384	00:26,410	00:23,071	00:27,545	202,50	14:39:20
5	01:40,391	00:23,344	00:26,319	00:23,075	00:27,653	201,87	14:41:00
6	01:40,283	00:23,301	00:26,333	00:23,078	00:27,571	203,13	14:42:41
7	01:40,303	00:23,364	00:26,301	00:23,093	00:27,545	203,13	14:44:21

38	SALVADOR,David	TM RACING FACTORY					
	SPA	P.Vmax: 24 T. Ideal: 01:40,359					
Lap Time	Sector 1	Sector 2	Sector 3	Sector 4	V.Max	Hour	
1	FIRST LAP	00:30,751	00:27,182	00:23,367	00:27,605	160,00	14:34:18
2	01:41,126	00:23,484	00:26,483	00:23,275	00:27,884	198,77	14:35:59
3	01:40,701	00:23,617	00:26,426	00:23,118	00:27,540	199,38	14:37:40
4	01:40,493	00:23,371	00:26,335	00:23,189	00:27,598	200,62	14:39:20
5	01:40,720	00:23,503	00:26,377	00:23,125	00:27,715	200,62	14:41:01
6	01:40,896	00:23,555	00:26,403	00:23,196	00:27,742	201,87	14:42:42
7	01:41,072	00:23,550	00:26,446	00:23,249	00:27,827	199,38	14:44:23
8	01:41,128	00:23,621	00:26,393	00:23,362	00:27,752	198,77	14:46:04
9	01:41,533	00:23,589	00:26,592	00:23,456	00:27,896	198,77	14:47:46
10	01:41,378	00:23,721	00:26,556	00:23,339	00:27,762	198,77	14:49:27
11	01:41,335	00:23,886	00:26,452	00:23,193	00:27,804	198,17	14:51:08
12	01:40,968	00:23,414	00:26,330	00:23,637	00:27,587	204,42	14:52:49

45	ROUGÉ,Ciément	LAGLISSE ACADEMY					
	FRA	P.Vmax: 7 T. Ideal: 01:40,756					
Lap Time	Sector 1	Sector 2	Sector 3	Sector 4	V.Max	Hour	

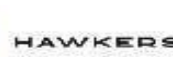
1	FIRST LAP	00:31,096	00:27,391	00:24,002	00:27,721	162,00	14:34:19
2	01:41,616	00:23,749	00:26,721	00:23,386	00:27,760	209,71	14:36:01
3	01:40,828	00:23,474	00:26,668	00:23,209	00:27,477	206,37	14:37:42
4	01:41,279	00:23,662	00:26,659	00:23,349	00:27,609	207,03	14:39:23
5	01:41,948	00:23,956	00:26,979	00:23,338	00:27,675	204,42	14:41:05
6	01:41,530	00:23,750	00:26,870	00:23,293	00:27,617	208,36	14:42:46
7	01:41,124	00:23,603	00:26,631	00:23,286	00:27,604	208,36	14:44:28
8	01:41,491	00:23,903	00:26,653	00:23,293	00:27,642	209,03	14:46:09
9	01:41,385	00:23,640	00:26,806	00:23,361	00:27,578	203,77	14:47:50
10	01:41,213	00:23,653	00:26,596	00:23,324	00:27,640	209,71	14:49:32
11	01:41,260	00:23,480	00:26,653	00:23,405	00:27,722	208,36	14:51:13
12	01:41,171	00:23,575	00:26,711	00:23,261	00:27,624	207,03	14:52:54

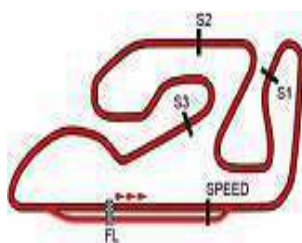
55	DETTWILER,Noah	TEAM MTA					
	SWI	P.Vmax: 7 T. Ideal: 01:40,916					
Lap Time	Sector 1	Sector 2	Sector 3	Sector 4	V.Max	Hour	
1	FIRST LAP	00:31,851	00:27,716	00:23,776	00:27,964	172,80	14:34:20
2	01:42,047	00:23,645	00:27,229	00:23,438	00:27,735	209,03	14:36:02
3	01:41,591	00:23,616	00:26,840	00:23,491	00:27,644	207,03	14:37:44
4	01:41,526	00:23,578	00:26,728	00:23,466	00:27,754	209,71	14:39:26
5	01:41,860	00:23,610	00:27,018	00:23,498	00:27,734	207,69	14:41:07
6	01:41,123	00:23,504	00:26,560	00:23,327	00:27,732	207,03	14:42:49
7	01:41,032	00:23,607	00:26,562	00:23,208	00:27,655	206,37	14:44:30
8	01:41,483	00:23,823	00:26,566	00:23,334	00:27,760	204,42	14:46:11
9	01:41,267	00:23,554	00:26,647	00:23,299	00:27,767	203,77	14:47:52
10	01:41,656	00:23,571	00:26,571	00:23,659	00:27,855	204,42	14:49:34
11	01:41,361	00:23,585	00:26,630	00:23,345	00:27,801	205,06	14:51:15
12	01:41,834	00:23,705	00:26,741	00:23,383	00:28,005	200,00	14:52:57

57	NISHIMURA,Sho	MT-FOUNDATION 77					
	JPN	P.Vmax: 26 T. Ideal: 01:51,703					
Lap Time	Sector 1	Sector 2	Sector 3	Sector 4	V.Max	Hour	
1	FIRST LAP	00:32,235	00:27,563	00:24,041	00:27,864	176,57	14:34:21

58	LUNETTA,Luca	AC RACING TEAM					
	ITA	P.Vmax: 3 T. Ideal: 01:40,905					
Lap Time	Sector 1	Sector 2	Sector 3	Sector 4	V.Max	Hour	
1	FIRST LAP	00:31,461	00:27,794	00:23,787	00:28,047	170,53	14:34:20
2	01:41,972	00:23,631	00:27,256	00:23,403	00:27,682	209,03	14:36:02
3	01:41,776	00:23,625	00:26,789	00:23,685	00:27,677	210,39	14:37:44
4	01:41,532	00:23,585	00:26,767	00:23,379	00:27,801	211,07	14:39:25
5	01:41,543	00:23,604	00:27,019	00:23,270	00:27,650	209,03	14:41:07
6	01:41,018	00:23,475	00:26,544	00:23,236	00:27,763	207,03	14:42:48
7	01:41,186	00:23,574	00:26,618	00:23,254	00:27,740	207,03	14:44:29
8	01:41,255	00:23,631	00:26,617	00:23,258	00:27,749	207,03	14:46:10
9	01:41,438	00:23,500	00:26,712	00:23,492	00:27,734	206,37	14:47:52
10	01:41,951	00:23,698	00:26,804	00:23,531	00:27,918	205,71	14:49:34
11	01:41,750	00:23,819	00:26,674	00:23,415	00:27,842	204,42	14:51:16
12	01:41,489	00:23,623	00:26,689	00:23,431	00:27,746	205,71	14:52:57

61	RUDA,Marcos	FAU55 TEY RACING					
	SPA	P.Vmax: 6 T. Ideal: 01:40,367					
Lap Time	Sector 1	Sector 2	Sector 3	Sector 4	V.Max	Hour	
1	FIRST LAP	00:30,865	00:27,387	00:23,698	00:27,602	160,79	14:34:19
2	01:41,482	00:23,648	00:26,860	00:23,402	00:27,572	207,03	14:36:00
3	01:41,017	00:23,654	00:26,542	00:23,297	00:27,524	207,69	14:37:41
4	01:40,437	00:23,343	00:26,391	00:23,188	00:27,515	210,39	14:39:22
5	01:40,979	00:23,565	00:26,418	00:23,260	00:27,736	198,77	14:41:03
6	01:40,825	00:23,501	00:26,331	00:23,279	00:27,714	200,00	14:42:43
7	01:41,123	00:23,484	00:26,342	00:23,442	00:27,855	200,62	14:44:24





Circuit Ricardo Tormo

FIM CEV REPSOL Circuit Ricardo Tormo

ANALYSIS / SECTORS Race 2 Moto3

8	01:40,946	00:23,581	00:26,339	00:23,334	00:27,692	199,38	14:46:05	10	01:42,015	00:23,785	00:26,825	00:23,475	00:27,930	205,06	14:49:36
9	01:41,015	00:23,504	00:26,431	00:23,369	00:27,711	198,77	14:47:46	11	01:42,184	00:23,713	00:26,733	00:23,682	00:28,056	202,50	14:51:19
10	01:40,668	00:23,575	00:26,351	00:23,216	00:27,526	200,00	14:49:27	12	01:42,005	00:23,868	00:26,700	00:23,482	00:27,955	201,87	14:53:01
11	01:40,850	00:23,425	00:26,321	00:23,338	00:27,766	203,13	14:51:08								
12	01:40,945	00:23,532	00:26,376	00:23,292	00:27,745	198,77	14:52:49								

63		AZMAN, Syarifuddin		SIC RACING			
MAL		P.Vmax: 25				T. Ideal: 01:41,389	
Lap Time	Sector 1	Sector 2	Sector 3	Sector 4	V.Max	Hour	
1	FIRST LAP	00:43,148	00:26,999	00:23,491	00:28,196		14:34:31
2	01:42,036	00:23,872	00:26,849	00:23,373	00:27,942	197,56	14:36:13
3	01:41,731	00:23,843	00:26,712	00:23,299	00:27,877	197,56	14:37:55
4	01:41,581	00:23,886	00:26,669	00:23,252	00:27,774	198,17	14:39:36
5	01:41,508	00:23,789	00:26,591	00:23,235	00:27,893	197,56	14:41:18
6	01:41,715	00:23,889	00:26,698	00:23,344	00:27,784	198,77	14:42:59
7	01:41,812	00:23,867	00:26,652	00:23,456	00:27,837	197,56	14:44:41
8	01:42,269	00:24,221	00:26,793	00:23,303	00:27,952	197,56	14:46:24
9	01:41,830	00:23,845	00:26,737	00:23,337	00:27,911	198,17	14:48:05
10	01:41,818	00:24,032	00:26,711	00:23,272	00:27,803	198,17	14:49:47
11	01:41,998	00:23,943	00:26,751	00:23,246	00:28,058	198,17	14:51:29
12	01:42,592	00:23,815	00:26,706	00:23,435	00:28,636	196,96	14:53:12

64		MUÑOZ, David		AVATEL - CARDOSO RACING			
SPA		P.Vmax: 29				T. Ideal: 00:00,000	
Lap Time	Sector 1	Sector 2	Sector 3	Sector 4	V.Max	Hour	
1	FIRST LAP						15:02:11

66		KELSO, Joel		AGR TEAM			
AUS		P.Vmax: 28				T. Ideal: 01:47,008	
Lap Time	Sector 1	Sector 2	Sector 3	Sector 4	V.Max	Hour	
1	FIRST LAP	00:30,081	00:26,443	00:23,093	00:27,391	156,14	14:34:16

67		RIU, Gerard		MT-FOUNDATION 77			
SPA		P.Vmax: 16				T. Ideal: 01:40,631	
Lap Time	Sector 1	Sector 2	Sector 3	Sector 4	V.Max	Hour	
1	FIRST LAP	00:30,467	00:27,488	00:23,475	00:27,740	163,22	14:34:18
2	01:41,283	00:23,622	00:26,761	00:23,231	00:27,669	203,13	14:36:00
3	01:41,364	00:23,562	00:26,896	00:23,382	00:27,524	203,77	14:37:41
4	01:41,172	00:23,674	00:26,784	00:23,126	00:27,588	207,69	14:39:22
5	01:40,942	00:23,487	00:26,642	00:23,203	00:27,610	204,42	14:41:03
6	01:40,892	00:23,447	00:26,595	00:23,199	00:27,651	207,03	14:42:44
7	01:41,088	00:23,514	00:26,607	00:23,278	00:27,689	206,37	14:44:25
8	01:40,936	00:23,592	00:26,534	00:23,224	00:27,586	205,06	14:46:06
9	01:41,206	00:23,498	00:26,679	00:23,325	00:27,704	205,71	14:47:47
10	01:41,265	00:23,547	00:26,678	00:23,291	00:27,749	205,06	14:49:28
11	01:41,655	00:23,672	00:26,719	00:23,449	00:27,815	203,77	14:51:10
12	01:41,606	00:23,741	00:26,732	00:23,346	00:27,787	201,24	14:52:52

69		FUSCO, Raffaele		TM RACING FACTORY			
ITA		P.Vmax: 18				T. Ideal: 01:41,007	
Lap Time	Sector 1	Sector 2	Sector 3	Sector 4	V.Max	Hour	
1	FIRST LAP	00:31,850	00:27,582	00:23,736	00:28,059	170,08	14:34:20
2	01:41,689	00:23,570	00:26,971	00:23,368	00:27,780	206,37	14:36:02
3	01:41,400	00:23,688	00:26,714	00:23,344	00:27,654	204,42	14:37:43
4	01:41,631	00:23,886	00:26,718	00:23,360	00:27,667	206,37	14:39:25
5	01:42,224	00:23,910	00:27,212	00:23,358	00:27,744	203,13	14:41:07
6	01:41,207	00:23,505	00:26,568	00:23,320	00:27,814	201,87	14:42:48
7	01:41,572	00:23,747	00:26,724	00:23,280	00:27,821	200,62	14:44:30
8	01:42,581	00:23,986	00:26,782	00:23,715	00:28,098	203,13	14:46:13
9	01:41,728	00:23,646	00:26,773	00:23,483	00:27,826	203,77	14:47:54

70		WHATLEY, Joshua		TEAM MTA			
GBR		P.Vmax: 7				T. Ideal: 01:40,933	
Lap Time	Sector 1	Sector 2	Sector 3	Sector 4	V.Max	Hour	
1	FIRST LAP	00:30,791	00:27,265	00:23,600	00:27,653	162,41	14:34:18
2	01:41,680	00:23,625	00:26,864	00:23,524	00:27,667	207,03	14:36:00
3	01:41,465	00:23,583	00:26,772	00:23,400	00:27,710	209,03	14:37:42
4	01:41,435	00:23,691	00:26,755	00:23,269	00:27,720	203,77	14:39:23
5	01:41,925	00:23,789	00:27,087	00:23,291	00:27,758	204,42	14:41:05
6	01:41,320	00:23,688	00:26,659	00:23,247	00:27,726	207,69	14:42:46
7	01:41,237	00:23,587	00:26,638	00:23,272	00:27,740	203,77	14:44:27
8	01:41,023	00:23,617	00:26,514	00:23,250	00:27,642	201,24	14:46:08
9	01:41,428	00:23,562	00:26,684	00:23,473	00:27,709	207,69	14:47:50
10	01:41,109	00:23,578	00:26,674	00:23,219	00:27,638	209,71	14:49:31
11	01:41,327	00:23,611	00:26,676	00:23,314	00:27,726	205,71	14:51:12


77		VOLPI, Mattia		AGR TEAM			
ITA		P.Vmax: 18				T. Ideal: 01:42,601	
Lap Time	Sector 1	Sector 2	Sector 3	Sector 4	V.Max	Hour	
1	FIRST LAP	00:32,426	00:27,789	00:23,737	00:28,006	171,88	14:34:21
2	01:43,131	00:23,876	00:27,168	00:23,979	00:28,108	206,37	14:36:04
3	PIT	00:24,124	00:26,998	00:23,721	00:33,827	199,38	14:37:53

80		ALONSO, David		ASPAR TEAM			
COL		P.Vmax: 27				T. Ideal: 01:47,260	
Lap Time	Sector 1	Sector 2	Sector 3	Sector 4	V.Max	Hour	
1	FIRST LAP	00:30,304	00:26,527	00:23,085	00:27,344	160,79	14:34:16

81		AGIUS, Senna		SIC58 SQUADRA CORSE			
AUS		P.Vmax: 11				T. Ideal: 01:41,145	
Lap Time	Sector 1	Sector 2	Sector 3	Sector 4	V.Max	Hour	
1	FIRST LAP	00:31,742	00:27,426	00:23,739	00:28,501	171,43	14:34:20
2	01:42,201	00:23,884	00:27,096	00:23,508	00:27,713	207,03	14:36:03
3	01:41,676	00:23,577	00:26,736	00:23,635	00:27,728	205,71	14:37:44
4	01:41,526	00:23,551	00:26,864	00:23,449	00:27,662	209,03	14:39:26
5	01:41,843	00:23,615	00:27,021	00:23,417	00:27,790	206,37	14:41:08
6	01:41,409	00:23,567	00:26,515	00:23,527	00:27,800	206,37	14:42:49
7	01:41,849	00:23,687	00:26,608	00:23,553	00:28,001	204,42	14:44:31
8	01:41,567	00:23,668	00:26,556	00:23,521	00:27,822	205,06	14:46:13
9	01:41,725	00:23,559	00:26,698	00:23,573	00:27,895	204,42	14:47:54
10	01:41,769	00:23,751	00:26,722	00:23,508	00:27,788	205,06	14:49:36
11	01:42,394	00:23,783	00:26,790	00:23,677	00:28,144	203,13	14:51:18
12	01:42,700	00:23,678	00:26,712	00:23,641	00:28,669	203,77	14:53:01

84		VAN DEN GOORBERGH, Z.		TEAM SUPER B			
NED		P.Vmax: 11				T. Ideal: 01:41,033	
Lap Time	Sector 1	Sector 2	Sector 3	Sector 4	V.Max	Hour	
1	FIRST LAP	00:32,343	00:27,684	00:23,669	00:27,897	171,88	14:34:21
2	01:42,307	00:24,025	00:27,015	00:23,435	00:27,832	209,03	14:36:03
3	01:41,245	00:23,608	00:26,649	00:23,278	00:27,710	206,37	14:37:44
4	01:41,473	00:23,543	00:26,869	00:23,296	00:27,765	209,03	14:39:26
5	01:42,110	00:23,686	00:27,194	00:23,495	00:27,735	207,69	14:41:08
6	01:41,441	00:23,671	00:26,606	00:23,398	00:27,766	209,03	14:42:49
7	01:41,520	00:23,761	00:26,591	00:23,335	00:27,833	208,36	14:44:31
8	01:41,517	00:23,743	00:26,502	00:23,347	00:27,925	203,13	14:46:12
9	01:41,769	00:23,666	00:26,752	00:23,413	00:27,938	201,24	14:47:54
10	01:41,940	00:23,803	00:26,829	00:23,387	00:27,921	201,87	14:49:36





Circuit Ricardo Tormo

FIM CEV REPSOL Circuit Ricardo Tormo

ANALYSIS / SECTORS Race 2 Moto3

11	01:42,325	00:23,734	00:26,811	00:23,701	00:28,079	201,87	14:51:18
12	01:42,167	00:23,976	00:26,636	00:23,425	00:28,130	199,38	14:53:00

92		MOREIRA, Diogo		TEAM ESTRELLA GALICIA 0,0			
BRA		SPA		P.Vmax: 18		T. Ideal: 01:39,999	
Lap	Time	Sector 1	Sector 2	Sector 3	Sector 4	V.Max	Hour
1	FIRST LAP	00:29,432	00:26,393	00:23,081	00:27,388	155,40	14:34:15
2	01:40,768	00:23,494	00:26,361	00:23,193	00:27,720	199,38	14:35:56
3	01:40,523	00:23,423	00:26,398	00:23,267	00:27,435	202,50	14:37:37
4	01:40,300	00:23,341	00:26,295	00:23,200	00:27,464	204,42	14:39:17
5	01:40,720	00:23,434	00:26,580	00:23,181	00:27,525	206,37	14:40:58
6	01:40,377	00:23,252	00:26,384	00:23,133	00:27,608	205,71	14:42:38
7	01:40,650	00:23,556	00:26,418	00:23,175	00:27,501	199,38	14:44:19
8	01:40,764	00:23,474	00:26,474	00:23,267	00:27,549	204,42	14:45:59
9	01:40,914	00:23,538	00:26,472	00:23,237	00:27,667	200,00	14:47:40
10	01:40,852	00:23,688	00:26,445	00:23,221	00:27,498	200,00	14:49:21
11	01:40,423	00:23,235	00:26,384	00:23,185	00:27,619	205,06	14:51:02

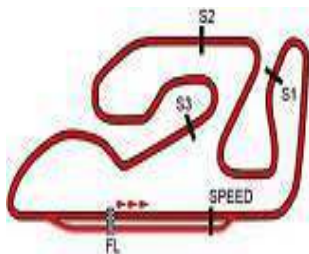
95		RUEDA, José A.		TEAM ESTRELLA GALICIA			
SPA		SPA		P.Vmax: 11		T. Ideal: 01:40,942	
Lap	Time	Sector 1	Sector 2	Sector 3	Sector 4	V.Max	Hour
1	FIRST LAP	00:31,095	00:27,060	00:23,619	00:27,580	167,01	14:34:18
2	01:41,347	00:23,740	00:26,732	00:23,275	00:27,600	208,36	14:36:00
3	01:41,283	00:23,702	00:26,644	00:23,367	00:27,570	206,37	14:37:41
4	01:41,314	00:23,649	00:26,695	00:23,298	00:27,672	209,03	14:39:22
5	01:41,171	00:23,514	00:26,683	00:23,287	00:27,687	205,71	14:41:04
6	01:41,464	00:23,572	00:26,687	00:23,312	00:27,893	205,71	14:42:45
7	01:41,633	00:23,612	00:26,770	00:23,372	00:27,879	203,77	14:44:27
8	01:41,562	00:23,778	00:26,699	00:23,391	00:27,694	201,87	14:46:08
9	01:41,590	00:23,660	00:26,693	00:23,378	00:27,859	205,71	14:47:50
10	01:41,747	00:23,878	00:26,816	00:23,429	00:27,624	205,06	14:49:32
11	01:41,109	00:23,473	00:26,624	00:23,343	00:27,669	206,37	14:51:13
12	01:41,532	00:23,760	00:26,693	00:23,316	00:27,763	207,03	14:52:54

96		HOLGADO, Daniel		ASPAR TEAM			
SPA		SPA		P.Vmax: 3		T. Ideal: 01:39,799	
Lap	Time	Sector 1	Sector 2	Sector 3	Sector 4	V.Max	Hour
1	FIRST LAP	00:29,683	00:26,502	00:23,028	00:27,225	155,02	14:34:16
2	01:40,549	00:23,203	00:26,380	00:23,364	00:27,602	207,03	14:35:56
3	01:40,383	00:23,377	00:26,447	00:23,106	00:27,453	201,87	14:37:36
4	01:40,399	00:23,294	00:26,418	00:23,206	00:27,481	202,50	14:39:17
5	01:40,758	00:23,429	00:26,595	00:23,148	00:27,586	201,87	14:40:58
6	01:40,547	00:23,477	00:26,370	00:23,162	00:27,538	202,50	14:42:38
7	01:40,466	00:23,298	00:26,492	00:23,101	00:27,575	206,37	14:44:19
8	01:41,069	00:23,434	00:26,528	00:23,452	00:27,655	202,50	14:46:00
9	01:40,777	00:23,504	00:26,497	00:23,201	00:27,575	203,77	14:47:40
10	01:40,705	00:23,323	00:26,492	00:23,249	00:27,641	206,37	14:49:21
11	01:40,699	00:23,918	00:26,343	00:23,073	00:27,365	199,38	14:51:02
12	01:40,647	00:23,473	00:26,541	00:23,117	00:27,516	211,07	14:52:43



HEADQUARTERS - Príncipe de Vergara, 183 - 28002 Madrid - Tel: +34 91 782 02 20

www.fimcevrepsol.com



Circuit Ricardo Tormo

FIM CEV REPSOL Circuit Ricardo Tormo

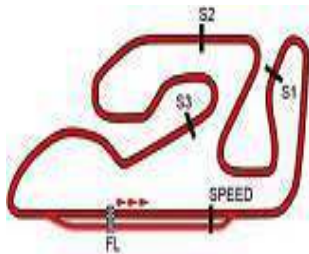
Análisis por vuelta Race 2 Moto3

Lap: 1			Lap: 3			Lap: 5			Lap: 7			Lap: 9		
Num	Tiempo	GAP	Num	Tiempo	GAP	Num	Tiempo	GAP	Num	Tiempo	GAP	Num	Tiempo	GAP
92	FIRST LAP		96	01:40,383		96	01:40,399		96	01:40,466		96	01:40,914	
96	FIRST LAP	0,144	92	01:40,523	0,215	92	01:40,300	0,116	92	01:40,466	0,092	96	01:40,777	0,076
24	FIRST LAP	0,432	24	01:40,468	0,319	24	01:40,345	0,265	24	01:40,454	0,207	24	01:40,636	0,169
66	FIRST LAP	0,714	20	01:40,205	0,559	20	01:40,336	0,496	20	01:40,670	0,391	20	01:40,929	0,429
20	FIRST LAP	0,823	17	FIRST LAP	1,204	32	01:40,410	3,039	32	01:40,303	2,245	38	01:41,533	5,264
80	FIRST LAP	0,966	32	01:40,363	3,028	38	01:40,493	3,456	38	01:41,072	4,373	45	01:41,385	10,101
38	FIRST LAP	2,611	38	01:40,701	3,362	61	01:40,437	4,719	61	01:41,072	4,373	9	01:40,896	10,417
67	FIRST LAP	2,876	16	01:40,796	4,312	16	01:40,832	4,745	61	01:41,123	5,875	58	01:41,438	11,499
32	FIRST LAP	2,931	67	01:41,364	4,447	67	01:41,172	5,220	20	01:40,670	0,391			
70	FIRST LAP	3,015	95	01:41,283	4,614	95	01:41,314	5,529	32	01:40,303	2,245			
95	FIRST LAP	3,060	61	01:41,017	4,681	70	01:41,435	6,120	38	01:41,072	4,373			
61	FIRST LAP	3,258	70	01:41,465	5,084	13	01:41,117	6,306	61	01:41,123	5,875			
29	FIRST LAP	3,589	45	01:40,828	5,284	23	01:41,261	7,494	61	01:41,123	5,875			
16	FIRST LAP	3,599	13	01:41,053	5,588	19	01:41,515	7,700	29	01:42,513	13,294			
13	FIRST LAP	3,785	19	01:41,711	6,584	69	01:41,631	8,178	63	01:41,715	21,423			
45	FIRST LAP	3,916	23	01:41,855	6,632	9	01:41,512	8,327	16	01:41,715	21,423			
19	FIRST LAP	4,155	26	01:41,695	6,758	58	01:41,532	8,600	20	01:40,670	0,391			
23	FIRST LAP	4,205	69	01:41,400	6,946	55	01:41,526	8,702	32	01:40,303	2,245			
26	FIRST LAP	4,501	29	01:42,676	7,079	84	01:41,473	8,849	38	01:41,072	4,373			
58	FIRST LAP	4,795	9	01:41,445	7,214	81	01:41,526	9,042	61	01:41,123	5,875			
69	FIRST LAP	4,933	58	01:41,776	7,467	29	01:42,743	9,423	16	01:41,090	6,013			
55	FIRST LAP	5,013	55	01:41,591	7,575	63	01:41,581	19,413	20	01:40,670	0,391			
81	FIRST LAP	5,114	84	01:41,245	7,775				32	01:40,303	2,245			
9	FIRST LAP	5,134	81	01:41,676	7,915				38	01:41,072	4,373			
84	FIRST LAP	5,299	77	PIT	16,389				61	01:41,123	5,875			
57	FIRST LAP	5,409	63	01:41,731	18,231				16	01:41,090	6,013			
77	FIRST LAP	5,664												
63	FIRST LAP	15,540												



HEADQUARTERS - Príncipe de Vergara, 183 - 28002 Madrid - Tel.: +34 91 782 02 20

www.fimcevrepsol.com



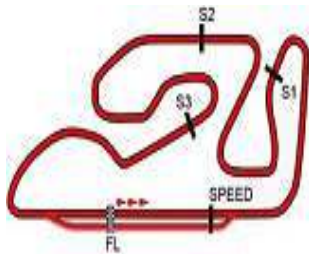
Circuit Ricardo Tormo

FIM CEV REPSOL Circuit Ricardo Tormo

Análisis por vuelta Race 2 Moto3

55	01:41,267	11,926	20	01:40,723	0,357
84	01:41,769	13,665	24	01:41,497	0,757
81	01:41,725	13,894	61	01:40,945	6,402
69	01:41,728	13,949	16	01:40,939	6,726
29	01:42,757	19,778	38	01:40,968	6,818
63	01:41,830	25,006	67	01:41,606	9,142
Lap: 10			13	01:40,913	9,982
Num	Tiempo	GAP	23	01:40,763	10,391
96	01:40,705		26	01:41,815	11,398
92	01:40,852	0,071	9	01:41,246	11,467
24	01:40,780	0,168	45	01:41,171	11,618
20	01:40,685	0,333	95	01:41,532	11,669
31	FIRST LAP	5,547	58	01:41,489	14,562
38	01:41,378	5,861	55	01:41,834	14,650
61	01:40,668	5,953	84	01:42,167	17,970
16	01:40,677	6,139	69	01:42,005	18,026
67	01:41,265	7,227	81	01:42,700	18,630
13	01:41,175	9,193	63	01:42,592	29,287
26	01:40,988	9,783	29	01:46,018	33,103
70	01:41,109	9,840			
23	01:40,683	9,914			
95	01:41,747	10,374			
45	01:41,213	10,533			
9	01:41,031	10,667			
58	01:41,951	12,669			
55	01:41,656	12,801			
84	01:41,940	14,824			
81	01:41,769	14,882			
69	01:42,015	15,183			
29	01:43,238	22,235			
63	01:41,818	26,043			
Lap: 11					
Num	Tiempo	GAP			
92	01:40,423				
24	01:40,438	0,112			
96	01:40,699	0,205			
20	01:40,647	0,486			
61	01:40,850	6,309			
16	01:40,994	6,639			
38	01:41,335	6,702			
67	01:41,655	8,388			
13	01:41,222	9,921			
26	01:41,146	10,435			
23	01:41,060	10,480			
70	01:41,327	10,673			
95	01:41,109	10,989			
9	01:40,900	11,073			
45	01:41,260	11,299			
55	01:41,361	13,668			
58	01:41,750	13,925			
84	01:42,325	16,655			
81	01:42,394	16,782			
69	01:42,184	16,873			
63	01:41,998	27,547			
29	01:46,196	27,937			
Lap: 12					
Num	Tiempo	GAP			
96	01:40,647				






Circuit Ricardo Tormo

FIM CEV REPSOL Circuit Ricardo Tormo

Velocidades máximas Race 2 Moto3

Name	Country/Res	Brand	Best 5 max. speed				Media	Max.	
26 OGDEN, Scott J.	GBR	GasGas	211,8	209,7	208,4	208,4	208,4	209,3	211,8
9 VEIJER, Collin	NED	KTM	211,8	211,1	210,4	209,7	209,7	210,5	211,8
58 LUNETTA, Luca	ITA	KTM	211,1	210,4	209,0	209,0	207,0	209,3	211,1
29 VAN EERDE, Bill	AUS	KTM	211,1	203,8	203,1	202,5	201,9	204,5	211,1
96 HORGADO, Daniel	SPA	GasGas	211,1	207,0	206,4	206,4	203,8	206,9	211,1
61 RUDA, Marcos	SPA	KTM	210,4	207,7	207,0	203,1	200,6	205,8	210,4
13 TAPIA, Marco	SPA	Honda	209,7	209,0	209,0	207,7	207,0	208,5	209,7
45 ROUGÉ, Clément	FRA	Husqvarna	209,7	209,7	209,0	208,4	208,4	209,0	209,7
55 DETTWILER, Noah	SWI	KTM	209,7	209,0	207,7	207,0	207,0	208,1	209,7
70 WHATLEY, Joshua	GBR	KTM	209,7	209,0	207,7	207,7	207,0	208,2	209,7
84 VAN DEN GOORBERGH, Z.	NED	Honda	209,0	209,0	209,0	208,4	207,7	208,6	209,0
95 RUEDA, José A.	SPA	Honda	209,0	208,4	207,0	206,4	206,4	207,4	209,0
23 REAL, David	SPA	KTM	209,0	208,4	207,0	206,4	206,4	207,4	209,0
81 AGIUS, Senna	AUS	Honda	209,0	207,0	206,4	206,4	205,7	206,9	209,0
24 ORTOLÁ, Ivan	SPA	KTM	208,4	207,7	207,0	207,0	207,0	207,4	208,4
67 RIU, Gerard	SPA	KTM	207,7	207,0	206,4	205,7	205,1	206,4	207,7
19 MOROSI, Alessandro	ITA	Husqvarna	207,0	205,1	203,1	202,5	202,5	204,0	207,0
16 AJI, Mario S.	INA	Honda	206,4	206,4	205,7	205,1	205,1	205,7	206,4
20 GARCÍA, José J.	SPA	Honda	206,4	206,4	206,4	205,7	205,7	206,1	206,4
92 MOREIRA, Diogo	BRA	Honda	206,4	205,7	205,1	204,4	204,4	205,2	206,4
32 MATSUYAMA, Takuma	JPN	Honda	206,4	203,1	203,1	203,1	202,5	203,7	206,4
77 VOLPI, Mattia	ITA	KTM	206,4	199,4	171,9			192,5	206,4
69 FUSCO, Raffaele	ITA	TM Racing	206,4	206,4	205,1	204,4	203,8	205,2	206,4
38 SALVADOR, David	SPA	TM Racing	204,4	201,9	200,6	200,6	199,4	201,4	204,4
63 AZMAN, Syarifuddin	MAL	Honda	198,8	198,2	198,2	198,2	198,2	198,3	198,8
57 NISHIMURA, Sho	JPN	KTM	176,6					176,6	176,6
80 ALONSO, David	COL	GasGas	160,8					160,8	160,8
66 KELSO, Joel	AUS	KTM	156,1					156,1	156,1
17 MUÑOZ, Daniel	SPA	KTM							
64 MUÑOZ, David	SPA	KTM							
31 O'SHEA, Edward A.	GBR	Honda							





Circuit Ricardo Tormo

Race 2 Moto3

LISTADO DEL CUADRANTE

	V1	V2	V3	V4	V5	V6	V7	V8	V9	V10	V11	V12
96 - HOLGADO,Daniel	92	96	96	96	96	92	96	92	92	96	92	96
20 - GARCÍA,José J.	96	92	92	92	92	96	92	96	96	92	24	20
24 - ORTOLÁ,Ivan	24	24	24	24	20	20	24	20	24	24	96	24
61 - RUDA,Marcos	66	20	20	20	24	24	20	24	20	20	20	61
16 - AJI,Mario S.	20	38	32	32	32	32	32	38	38	38	61	16
38 - SALVADOR,David	80	32	38	38	38	38	38	61	61	61	16	38
67 - RIU,Gerard	38	67	16	61	61	61	61	16	16	16	38	67
13 - TAPIA,Marco	67	95	67	16	16	16	16	67	67	67	67	13
23 - REAL,David	32	16	95	67	67	67	67	13	13	13	13	23
26 - OGDEN,Scott J.	70	70	61	95	95	95	95	95	95	26	26	26
9 - VEJER,Collin	95	61	70	70	13	13	13	26	70	70	23	9
45 - ROUGÉ,Clément	61	29	45	45	70	70	70	26	23	70	45	45
95 - RUEDA,José A.	29	45	13	13	45	26	26	45	23	95	95	95
58 - LUNETTA,Luca	16	13	19	26	26	45	45	23	45	45	9	58
55 - DETTWILER,Noeh	13	23	23	23	23	23	23	9	9	9	45	55
84 - VAN DEN GOORBERGH,Z.	45	19	26	19	19	19	19	58	58	58	55	84
81 - AGIUS,Senna	19	26	69	69	9	9	9	55	55	55	58	69
69 - FUSCO,Raffaele	23	69	29	9	58	58	58	84	84	84	84	81
63 - AZMAN,Syarifuddin	26	58	9	58	69	69	55	81	81	81	81	63
29 - VAN EERDE,Bill	58	9	58	55	55	55	69	69	69	69	69	29
- NOT CLASSIFIED	69	55	55	84	81	81	84	29	29	29	63	63
92 - MOREIRA,Diogo	55	81	84	81	84	84	81	63	63	63	29	29
70 - WHATLEY,Joshua	81	84	81	29	29	29	29	29	29	29	29	29
32 - MATSUYAMA,Takuma	9	77	77P	63	63	63	63					
19 - MOROSI,Alessandro	84	63	63									
77 - VOLPI,Mattia	57											
66 - KELSO,Joel	77											
80 - ALONSO,David	63											
57 - NISHIMURA,Sho	64											
64 - MUÑOZ,David	17											
17 - MUÑOZ,Daniel	31											
- NOT PRESENTED												
31 - O'SHEA,Edward A.												
- # 69 DROP 1 POSITION TRA												

Presidente del Jurado

Director de Carrera

Cronometrador

