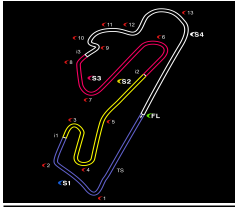




24 - 25 April

CIRCUITO DO ESTORIL

FIM CEV REPSOL 2021



# MOTO 3

## FIM CEV REPSOL CIRCUITO DO ESTORIL RACE (17 Laps, 71,1 km.)

### Classification

No	Rider	Nat	Team	Bike	Tires	Cl.	Laps	Total Time	Gap	Kph	Best Lap		
											Lap	Time	Kph
1	96 DANIEL HOLGADO	SPA	ASPAR JUNIOR TEAM	GASGAS	DUNLOP		17	29:53.722	-	142.7	3	1:44.781	143.7
2	38 DAVID SALVADOR GOMEZ	SPA	TM RACING FACTORY TEAM	TM RACING	DUNLOP		17	29:53.917	+0.195	142.7	17	1:44.769	143.7
3	80 DAVID ALONSO	COL	ASPAR JUNIOR TEAM	GASGAS	DUNLOP		17	29:54.736	+1.014	142.6	8	1:44.792	143.7
4	16 MARIO SURYO AJI	INA	ASTRA HONDA RACING TEAM	HONDA	DUNLOP		17	29:54.796	+1.074	142.6	8	1:44.803	143.7
5	64 DAVID MUÑOZ RODRIGUEZ	SPA	AVATEL - CARDOSO RACING	KTM	DUNLOP		17	29:55.148	+1.426	142.6	9	1:44.471	144.1
6	32 TAKUMA MATSUYAMA	JPN	ASIA TALENT TEAM	HONDA	DUNLOP		17	29:55.680	+1.958	142.5	8	1:44.742	143.7
7	20 JOSE JULIAN GARCIA	SPA	SIC58 SQUADRA CORSE	HONDA	DUNLOP		17	29:56.456	+2.734	142.5	9	1:44.675	143.8
8	24 IVAN ORTOLA DIEZ	SPA	TEAM MTA	KTM	DUNLOP		17	29:57.536	+3.814	142.4	3	1:44.938	143.5
9	92 DIOGO MOREIRA NASCIMENTO	BRA	TEAM ESTRELLA GALICIA 0.0	HONDA	DUNLOP		17	29:57.543	+3.821	142.4	7	1:44.978	143.4
10	26 SCOTT OGDEN	GBR	ASPAR JUNIOR TEAM	GASGAS	DUNLOP		17	30:07.642	+13.920	141.6	3	1:45.292	143.0
11	55 NOAH DETTWILER	SWI	TEAM MTA	KTM	DUNLOP		17	30:07.753	+14.031	141.6	13	1:45.071	143.3
12	21 HARRISON VOIGHT	AUS	SIC58 SQUADRA CORSE	HONDA	DUNLOP		17	30:07.906	+14.184	141.6	6	1:45.575	142.6
13	9 COLLIN VEIJER	NED	AC RACING TEAM	KTM	DUNLOP		17	30:08.442	+14.720	141.5	14	1:45.451	142.8
14	63 SYARIFUDDIN AZMAN	MAL	SIC RACING	HONDA	DUNLOP		17	30:10.632	+16.910	141.4	13	1:45.102	143.2
15	33 TATCHAKORN BUASRI	THA	HONDA RACING THAILAND	HONDA	DUNLOP		17	30:11.138	+17.416	141.3	12	1:45.638	142.5
16	95 JOSE ANTONIO RUEDA	SPA	TEAM ESTRELLA GALICIA 0.0	HONDA	DUNLOP		17	30:11.249	+17.527	141.3	6	1:45.406	142.8
17	17 DANIEL MUNOZ	SPA	AVATEL - CARDOSO RACING	KTM	DUNLOP		17	30:11.908	+18.186	141.3	16	1:45.997	142.0
18	67 GERARD RIU I MALÉ	SPA	MT-FOUNDATION 77	KTM	DUNLOP		17	30:12.400	+18.678	141.2	10	1:45.839	142.2
19	13 MARCO TAPIA	SPA	LEOPARD IMPALA JUNIOR TEAM	HONDA	DUNLOP		17	30:12.455	+18.733	141.2	11	1:45.601	142.6
20	23 DAVID REAL	SPA	CUNA DE CAMPEONES	KTM	DUNLOP		17	30:12.458	+18.736	141.2	5	1:45.350	142.9
21	29 BILL VAN EERDE	AUS	MT-FOUNDATION 77	KTM	DUNLOP		17	30:18.477	+24.755	140.7	7	1:45.889	142.2
22	70 JOSHUA WHATLEY	GBR	TEAM MTA	KTM	DUNLOP		17	30:18.494	+24.772	140.7	8	1:46.169	141.8
23	84 ZONTA VD GOORBERGH	NED	TEAM SUPER B	HONDA	DUNLOP		17	30:18.500	+24.778	140.7	5	1:45.924	142.1
24	10 NICOLA FABIO CARRARO	ITA	TM RACING FACTORY TEAM	TM RACING	DUNLOP		17	30:18.754	+25.032	140.7	5	1:45.951	142.1
25	58 LUCA LUNETTA	ITA	AC RACING TEAM	KTM	DUNLOP		17	30:18.806	+25.084	140.7	9	1:45.944	142.1
26	81 SENNA AGIUS	AUS	SIC58 SQUADRA CORSE	HONDA	DUNLOP		17	30:21.426	+27.704	140.5	6	1:46.129	141.9
27	31 EDDIE O'SHEA	GBR	BRITISH TALENT TEAM	HONDA	DUNLOP		17	30:44.148	+50.426	138.8	10	1:47.506	140.0
28	7 FILIPPO FARIOLI	ITA	LAGLISSE ACADEMY	HUSQVARNA	DUNLOP		17	30:44.274	+50.552	138.8	14	1:47.060	140.6
29	19 ALESSANDRO MOROSI	ITA	LAGLISSE ACADEMY	HUSQVARNA	DUNLOP		17	31:09.497	+1:15.775	136.9	5	1:46.188	141.8
<b>Not classified</b>													
77	MATTIA VOLPI	ITA	AGR TEAM	KTM	DUNLOP		12	23:05.128			9	1:46.838	140.9
66	JOEL KELSO	AUS	AGR TEAM	KTM	DUNLOP		8	14:52.855			2	1:45.745	142.4
69	RAFFAELE FUSCO	ITA	TM RACING FACTORY TEAM	TM RACING	DUNLOP		4	8:10.633			2	1:46.829	140.9
<b>Retired</b>													
45	CLEMENT ROUGE	FRA	LAGLISSE ACADEMY	HUSQVARNA	DUNLOP		4	7:10.742			2	1:45.676	142.5
57	SHO NISHIMURA	JPN	MT-FOUNDATION 77	KTM	DUNLOP		4	7:15.991			4	1:46.645	141.2

Pole Position:

Fastest Lap:

Lap9	DAVID MUÑOZ RODRIGUEZ	1:44.471	144.1 Kph
------	-----------------------	----------	-----------

Published at: .....

Track Status: **DRY**

<b>Clerk of the course</b> João Pedro Lima	<b>Timekeeper:</b>
---	--------------------

25/04/2021 Page 1 / 1

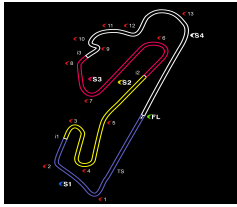




24 - 25 April

CIRCUITO DO ESTORIL

FIM CEV REPSOL 2021



# MOTO 3

## FIM CEV REPSOL CIRCUITO DO ESTORIL 2021

### RACE (17 Laps, 71,1 km.)

#### Official Starting Grid

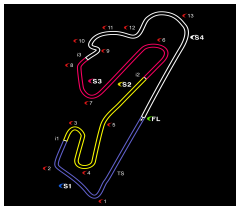
<b>7 F. FARIOLI</b> 1:47.412 33	<b>77 M. VOLPI</b> 1:47.339 32	<b>31 E. O'SHEA</b> 1:47.977 34
<b>63 S. AZMAN</b> 1:46.955 30	<b>19 A. MOROSI</b> 1:46.791 29	<b>23 D. REAL</b> 1:47.181 31
<b>84 Z. VD GOORBERGH</b> 1:46.692 27	<b>29 B. VAN EERDE</b> 1:46.521 26	<b>9 C. VEIJER</b> 1:46.712 28
<b>70 J. WHATLEY</b> 1:46.369 24	<b>81 S. AGIUS</b> 1:46.293 23	<b>57 S. NISHIMURA</b> 1:46.510 25
<b>67 G. RIU I MALÉ</b> 1:46.252 21	<b>45 C. ROUGE</b> 1:46.232 20	<b>58 L. LUNETTA</b> 1:46.292 22
<b>17 D. MUNOZ</b> 1:46.210 18	<b>69 R. FUSCO</b> 1:46.193 17	<b>33 T. BUASRI</b> 1:46.224 19
<b>92 D. MOREIRA NASCIMEI</b> 1:45.930 15	<b>26 S. OGDEN</b> 1:45.804 14	<b>13 M. TAPIA</b> 1:46.118 16
<b>80 D. ALONSO</b> 1:45.715 12	<b>21 H. VOIGHT</b> 1:45.659 11	<b>55 N. DETTWILER</b> 1:45.772 13
<b>64 D. MUÑOZ RODRIGUEZ</b> 1:45.517 9	<b>16 M. SURYO AJI</b> 1:45.337 8	<b>10 N. FABIO CARRARO</b> 1:45.562 10
<b>66 J. KELSO</b> 1:45.190 6	<b>96 D. HOLGADO</b> 1:44.859 5	<b>95 J. ANTONIO RUEDA</b> 1:45.326 7
<b>32 T. MATSUYAMA</b> 1:44.742 3	<b>38 D. SALVADOR GOMEZ</b> 1:44.722 2	<b>20 J. JULIAN GARCIA</b> 1:44.823 4
		<b>24 I. ORTOLA DIEZ</b> 1:44.505 1

↓  
Pole

**Clerk of the course**

João Pedro Lima

**Timekeeper:**

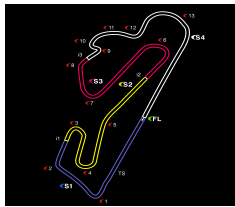
# MOTO 3

## FIM CEV REPSOL CIRCUITO DO ESTORIL 2021

### RACE

### Sector Analysis

Lap	Time	Sector 1	Sector 2	Sector 3	Sector 4	Elapsed	Lap	Time	Sector 1	Sector 2	Sector 3	Sector 4	Elapsed	
<b>7</b>	<b>FILIPPO FARIOLI</b> ITA							15	1:47.300	22.256	26.594	24.901	33.549	26:44.690
	LAGLISSE ACADEMY HUSQVARNA							16	1:47.057	22.097	26.387	24.843	33.730	28:31.747
							17	1:47.007	22.213	26.842	24.397	33.555	30:18.754	
1	1:55.519	28.083	27.207	25.055	35.174	1:55.519	<b>13</b>	<b>MARCO TAPIA</b> SPA						
2	1:47.187	22.236	<b>26.250</b>	24.691	34.010	3:42.706		LEOPARD IMPALA JUNIOR TEAM HONDA						
3	1:47.097	22.161	26.661	<b>24.510</b>	<b>33.765</b>	5:29.803	1	1:52.570	27.255	26.895	24.728	33.692	1:52.570	
4	1:49.675	<b>22.138</b>	26.303	27.332	33.902	7:19.478	2	1:45.757	22.009	26.098	24.445	33.205	3:38.327	
5	1:48.234	22.286	26.636	25.030	34.282	9:07.712	3	1:45.643	21.969	<b>26.097</b>	24.318	33.259	5:23.970	
6	1:47.752	22.173	26.569	24.891	34.119	10:55.464	4	1:46.459	21.928	26.404	24.570	33.557	7:10.429	
7	1:48.786	22.347	26.621	25.544	34.274	12:44.250	5	1:46.274	22.206	26.188	24.383	33.497	8:56.703	
8	1:47.924	22.440	26.486	24.930	34.068	14:32.174	6	1:46.114	22.124	26.228	24.360	33.402	10:42.817	
9	1:47.703	22.290	26.606	24.782	34.025	16:19.877	7	1:46.431	22.065	26.218	24.680	33.468	12:29.248	
10	1:50.761	22.273	26.799	27.666	34.023	18:10.638	8	1:45.990	21.893	26.221	24.561	33.315	14:15.238	
11	1:47.929	22.293	26.545	24.787	34.304	19:58.567	9	1:46.999	22.942	26.261	24.267	33.529	16:02.237	
12	1:47.357	22.149	26.453	24.676	34.079	21:45.924	10	1:46.003	21.967	26.319	24.307	33.410	17:48.240	
13	1:47.245	22.182	26.523	24.669	33.871	23:33.169	11	<b>1:45.601</b>	<b>21.892</b>	26.371	24.292	<b>33.046</b>	19:33.841	
14	<b>1:47.060</b>	22.149	26.440	24.518	33.953	25:20.229	12	1:45.909	22.024	26.216	<b>24.265</b>	33.404	21:19.750	
15	1:47.653	22.151	26.465	24.823	34.214	27:07.882	13	1:46.649	22.039	26.302	24.719	33.589	23:06.399	
16	1:47.961	22.403	26.525	24.828	34.205	28:55.843	14	1:47.165	22.221	26.614	24.682	33.648	24:53.564	
17	1:48.431	22.414	26.798	24.973	34.246	30:44.274	15	1:46.580	22.203	26.333	24.484	33.560	26:40.144	
							16	1:46.353	22.052	26.263	24.567	33.471	28:26.497	
							17	1:45.958	22.093	26.294	24.363	33.208	30:12.455	
<b>9</b>	<b>COLLIN VEIJER</b> NED							<b>16</b>	<b>MARIO SURYO AJI</b> INA					
	AC RACING TEAM KTM								ASTRA HONDA RACING TEAM HONDA					
1	1:53.348	27.459	27.135	24.939	33.815	1:53.348	1	1:50.292	26.088	26.523	24.479	33.202	1:50.292	
2	1:46.263	22.024	26.553	24.528	33.158	3:39.611	2	1:45.615	21.984	26.123	24.391	33.117	3:35.907	
3	1:45.587	<b>21.874</b>	26.014	24.359	33.340	5:25.198	3	1:45.947	22.222	26.236	24.172	33.317	5:21.854	
4	1:46.171	22.013	26.069	24.650	33.439	7:11.369	4	1:45.630	22.207	26.216	24.250	32.957	7:07.484	
5	1:46.075	22.147	26.055	24.421	33.452	8:57.444	5	1:45.114	22.006	26.006	24.248	32.854	8:52.598	
6	1:45.616	22.021	26.066	24.377	<b>33.152</b>	10:43.060	6	1:45.096	21.917	26.037	24.256	32.886	10:37.694	
7	1:46.342	22.135	26.050	24.661	33.496	12:29.402	7	1:44.858	21.792	26.037	24.094	32.935	12:22.552	
8	1:46.077	21.875	26.080	24.803	33.319	14:15.479	8	<b>1:44.803</b>	21.857	25.985	24.120	<b>32.841</b>	14:07.355	
9	1:45.844	21.974	26.202	24.247	33.421	16:01.323	9	1:45.447	21.786	26.175	24.159	33.327	15:52.802	
10	1:45.730	21.892	26.158	24.301	33.379	17:47.053	10	1:44.981	21.838	26.029	24.062	33.052	17:37.783	
11	1:45.944	21.968	26.119	24.328	33.529	19:32.997	11	1:45.078	21.769	26.098	24.049	33.162	19:22.861	
12	1:45.943	22.022	26.058	24.259	33.604	21:18.940	12	1:45.186	<b>21.710</b>	26.170	24.112	33.194	21:08.047	
13	1:45.551	21.917	<b>25.931</b>	24.445	33.258	23:04.491	13	1:45.273	21.897	26.041	24.279	33.056	22:53.320	
14	<b>1:45.451</b>	21.876	25.993	<b>24.227</b>	33.355	24:49.942	14	1:45.012	21.790	<b>25.971</b>	24.156	33.095	24:38.332	
15	1:45.889	21.991	26.089	24.368	33.441	26:35.831	15	1:45.506	22.105	26.180	24.218	33.003	26:23.838	
16	1:46.087	21.971	26.161	24.434	33.521	28:21.918	16	1:45.932	21.987	26.195	24.449	33.301	28:09.770	
17	1:46.524	22.036	26.329	24.523	33.636	30:08.442	17	1:45.026	21.750	26.051	<b>23.978</b>	33.247	29:54.796	
<b>10</b>	<b>NICOLA FABIO CARRARO</b> ITA							<b>17</b>	<b>DANIEL MUNOZ</b> SPA					
	TM RACING FACTORY TEAM TM RACING								AVATEL - CARDOSO RACING KTM					
1	1:53.764	27.570	27.129	25.029	34.036	1:53.764	1	1:51.459	26.701	26.381	24.801	33.576	1:51.459	
2	1:46.963	22.103	26.213	24.933	33.714	3:40.727	2	1:46.239	<b>21.841</b>	26.438	24.513	33.447	3:37.698	
3	1:46.509	22.028	26.257	24.611	33.613	5:27.236	3	1:46.168	21.863	26.063	24.406	33.836	5:23.866	
4	1:45.987	21.939	26.425	24.458	<b>33.165</b>	7:13.223	4	1:46.769	22.287	26.302	24.601	33.579	7:10.635	
5	<b>1:45.951</b>	22.030	<b>26.147</b>	24.514	33.260	8:59.174	5	1:47.145	23.012	26.230	24.482	33.421	8:57.780	
6	1:46.033	21.932	26.244	24.605	33.252	10:45.207	6	1:46.228	21.947	26.130	24.622	33.529	10:44.008	
7	1:46.209	22.004	26.326	24.597	33.282	12:31.416	7	1:46.113	21.890	26.097	24.550	33.576	12:30.121	
8	1:46.222	22.228	26.244	<b>24.387</b>	33.363	14:17.638	8	1:46.309	21.965	26.205	24.596	33.543	14:16.430	
9	1:46.927	22.442	26.290	24.554	33.641	16:04.565	9	1:46.324	22.019	26.377	24.494	33.434	16:02.754	
10	1:46.794	22.082	26.269	24.851	33.592	17:51.359	10	1:46.044	21.851	<b>26.052</b>	<b>24.390</b>	33.751	17:48.798	
11	1:46.142	21.981	26.203	24.494	33.464	19:37.501	11	1:46.333	21.874	26.216	24.520	33.723	19:35.131	
12	1:46.611	22.197	26.292	24.625	33.497	21:24.112								
13	1:46.265	<b>21.899</b>	26.221	24.446	33.699	23:10.377								
14	1:47.013	22.577	26.430	24.606	33.400	24:57.390								



# MOTO 3

## FIM CEV REPSOL CIRCUITO DO ESTORIL 2021

### RACE

### Sector Analysis

— Invalidated Lap    ■ Personal Best    ■ Session Best    B Crossing the pit lane

Lap	Time	Sector 1	Sector 2	Sector 3	Sector 4	Elapsed	Lap	Time	Sector 1	Sector 2	Sector 3	Sector 4	Elapsed
12	1:46.161	22.073	26.190	24.392	33.506	21:21.292	9	1:46.491	22.175	26.362	24.353	33.601	15:58.542
13	1:46.002	21.884	26.133	24.454	33.531	23:07.294	10	1:45.589	21.973	26.135	24.201	33.280	17:44.131
14	1:46.364	22.054	26.143	24.521	33.646	24:53.658	11	1:46.071	21.865	26.273	24.357	33.576	19:30.202
15	1:46.086	21.936	26.128	24.575	33.447	26:39.744	12	1:45.853	21.882	26.211	24.285	33.475	21:16.055
16	1:45.997	21.926	26.162	24.505	33.404	28:25.741	13	1:46.544	21.826	26.379	24.595	33.744	23:02.599
17	1:46.167	22.123	26.235	24.429	33.380	30:11.908	14	1:46.246	21.992	26.245	24.349	33.660	24:48.845
<b>19 ALESSANDRO MOROSI</b> ITA							<b>15</b> 1:46.349 21.939 26.282 24.467 33.661 26:35.194						
LAGLISSE ACADEMY HUSQVARNA							<b>16</b> 1:46.085 21.884 26.155 24.289 33.757 28:21.279						
							<b>17</b> 1:46.627 22.304 26.168 24.418 33.737 30:07.906						

1	1:53.488	27.558	26.933	25.116	33.881	1:53.488
2	1:47.593	22.132	26.396	25.377	33.688	3:41.081
3	1:46.611	22.135	26.191	24.600	33.685	5:27.692
4	1:46.561	21.992	26.379	24.691	33.499	7:14.253
5	1:46.188	22.100	26.240	24.288	33.560	9:00.441
6	1:46.222	22.316	26.355	24.412	33.139	10:46.663
7	1:47.449	22.043	26.318	25.386	33.702	12:34.112
8	1:46.502	22.220	26.410	24.368	33.504	14:20.614
9	1:46.965	22.185	26.330	24.774	33.676	16:07.579
10	1:46.668	22.257	26.300	24.447	33.664	17:54.247
11	1:47.239	22.334	26.482	24.585	33.838	19:41.486
12	1:46.481	22.112	26.352	24.369	33.648	21:27.967
13	1:47.120	22.311	26.441	24.517	33.851	23:15.087
14	1:46.396	22.149	26.296	24.360	33.591	25:01.483
15	1:46.519	22.217	26.325	24.500	33.477	26:48.002
16	1:46.370	22.284	26.274	24.348	33.464	28:34.372
17	2:35.125	22.229	26.428	24.438	1:22.030	31:09.497

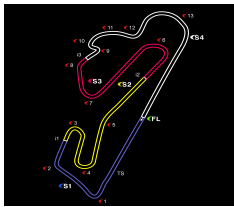
<b>20 JOSE JULIAN GARCIA</b> SPA						
SIC58 SQUADRA CORSE HONDA						
1	1:49.306	25.614	26.469	24.324	32.899	1:49.306
2	1:45.646	21.645	26.280	24.413	33.308	3:34.952
3	1:44.906	21.680	26.084	24.092	33.050	5:19.858
4	1:45.176	21.938	26.097	24.038	33.103	7:05.034
5	1:45.490	21.780	26.149	24.072	33.489	8:50.524
6	1:45.164	21.707	26.162	24.086	33.209	10:35.688
7	1:45.044	21.840	26.153	24.061	32.990	12:20.732
8	1:44.789	21.685	26.125	23.995	32.984	14:05.521
9	1:44.675	21.645	26.066	24.009	32.955	15:50.196
10	1:45.280	21.804	26.233	24.034	33.209	17:35.476
11	1:45.689	21.628	26.356	24.596	33.109	19:21.165
12	1:45.384	21.715	26.221	24.147	33.301	21:06.549
13	1:45.763	22.386	26.185	24.112	33.080	22:52.312
14	1:45.713	21.704	26.246	24.520	33.243	24:38.025
15	1:46.141	22.179	26.394	24.366	33.202	26:24.166
16	1:45.546	21.841	26.094	24.243	33.368	28:09.712
17	1:46.744	21.937	26.069	25.401	33.337	29:56.456

<b>21 HARRISON VOIGHT</b> AUS						
SIC58 SQUADRA CORSE HONDA						
1	1:50.794	26.312	26.513	24.720	33.249	1:50.794
2	1:45.637	22.122	26.104	24.554	32.857	3:36.431
3	1:45.584	22.173	26.160	24.337	32.914	5:22.015
4	1:45.992	22.285	26.207	24.404	33.096	7:08.007
5	1:45.783	21.984	26.076	24.318	33.405	8:53.790
6	1:45.575	21.997	26.099	24.241	33.238	10:39.365
7	1:45.800	21.807	26.187	24.347	33.459	12:25.165
8	1:46.886	21.944	26.084	24.474	34.384	14:12.051

<b>23 DAVID REAL</b> SPA						
CUNA DE CAMPEONES KTM						
1	1:54.173	28.180	27.113	25.143	33.737	1:54.173
2	1:46.178	22.098	26.302	24.554	33.224	3:40.351
3	1:46.766	22.126	26.174	24.633	33.833	5:27.117
4	1:45.657	21.964	26.233	24.250	33.210	7:12.774
5	1:45.350	21.831	26.046	24.328	33.145	8:58.124
6	1:45.425	21.822	25.928	24.384	33.291	10:43.549
7	1:46.248	21.959	26.145	24.522	33.622	12:29.797
8	1:45.985	21.909	26.168	24.514	33.394	14:15.782
9	1:45.995	21.921	26.245	24.299	33.530	16:01.777
10	1:45.968	22.037	26.124	24.438	33.369	17:47.745
11	1:46.013	22.099	26.173	24.349	33.392	19:33.758
12	1:46.281	22.265	26.084	24.537	33.395	21:20.039
13	1:46.254	22.013	26.060	24.489	33.692	23:06.293
14	1:46.595	22.168	26.258	24.458	33.711	24:52.888
15	1:46.695	22.014	26.300	24.918	33.463	26:39.583
16	1:46.379	22.305	26.067	24.507	33.500	28:25.962
17	1:46.496	22.095	26.345	24.523	33.533	30:12.458

<b>24 IVAN ORTOLA DIEZ</b> SPA						
TEAM MTA KTM						
1	1:49.555	25.302	26.574	24.487	33.192	1:49.555
2	1:45.888	22.132	26.351	24.280	33.125	3:35.443
3	1:44.938	21.716	26.045	24.169	33.008	5:20.381
4	1:45.122	21.935	26.050	24.268	32.869	7:05.503
5	1:45.267	21.820	26.064	24.102	33.281	8:50.770
6	1:45.401	21.924	26.057	24.234	33.186	10:36.171
7	1:45.259	21.809	26.070	24.200	33.180	12:21.430
8	1:45.911	21.916	26.281	24.349	33.365	14:07.341
9	1:46.259	21.923	26.220	24.308	33.808	15:53.600
10	1:45.023	21.823	26.008	24.261	32.931	17:38.623
11	1:45.318	21.852	26.076	24.251	33.139	19:23.941
12	1:45.370	21.699	26.110	24.270	33.291	21:09.311
13	1:45.661	21.947	26.056	24.388	33.270	22:54.972
14	1:45.545	21.794	26.135	24.289	33.327	24:40.517
15	1:45.520	21.795	26.152	24.293	33.280	26:26.037
16	1:45.650	22.017	26.130	24.309	33.194	28:11.687
17	1:45.849	22.078	26.034	24.358	33.379	29:57.536

<b>26 SCOTT OGDEN</b> GBR						
ASPAR JUNIOR TEAM GASGAS						
1	1:52.578	26.609	26.560	25.517	33.892	1:52.578
2	1:46.203	22.475	26.191	24.431	33.106	3:38.781
3	1:45.292	22.127	25.983	24.224	32.958	5:24.073
4	1:46.582	22.198	26.217	24.697	33.470	7:10.655
5	1:45.943	21.837	26.132	24.584	33.390	8:56.598



# MOTO 3

## FIM CEV REPSOL CIRCUITO DO ESTORIL 2021

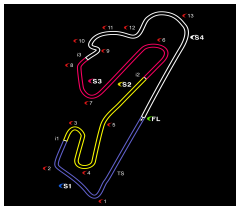
### RACE

### Sector Analysis

— Invalidated Lap   ■ Personal Best   ■ Session Best   B Crossing the pit lane

Lap	Time	Sector 1	Sector 2	Sector 3	Sector 4	Elapsed	Lap	Time	Sector 1	Sector 2	Sector 3	Sector 4	Elapsed
6	1:46.184	22.071	26.015	24.421	33.677	10:42.782	3	1:44.919	21.909	25.945	24.130	32.935	5:19.855
7	1:45.984	21.936	26.228	24.561	33.259	12:28.766	4	1:45.462	22.254	26.027	24.071	33.110	7:05.317
8	1:46.327	21.971	26.157	24.520	33.679	14:15.093	5	1:45.155	21.843	25.891	24.069	33.352	8:50.472
9	1:45.884	21.932	26.179	24.367	33.406	16:00.977	6	1:45.179	21.924	26.053	24.081	33.121	10:35.651
10	1:45.577	21.817	26.225	24.293	33.242	17:46.554	7	1:44.941	21.787	26.015	24.009	33.130	12:20.592
11	1:45.699	21.864	26.073	24.341	33.421	19:32.253	8	<b>1:44.742</b>	21.708	25.889	<b>24.004</b>	33.141	14:05.334
12	1:45.689	21.777	26.114	24.438	33.360	21:17.942	9	1:44.843	21.733	25.892	24.034	33.184	15:50.177
13	1:45.826	21.864	26.086	24.523	33.353	23:03.768	10	1:45.809	22.194	26.138	24.459	33.018	17:35.986
14	1:45.552	<b>21.758</b>	26.105	24.322	33.367	24:49.320	11	1:45.244	21.902	26.029	24.432	<b>32.881</b>	19:21.230
15	1:46.032	22.141	25.994	24.750	33.147	26:35.352	12	1:45.290	21.816	26.113	24.388	32.973	21:06.520
16	1:46.032	21.934	26.161	24.484	33.453	28:21.384	13	1:45.241	21.790	25.946	24.167	33.338	22:51.761
17	1:46.258	21.879	26.249	24.453	33.677	30:07.642	14	1:46.216	22.004	26.124	24.780	33.308	24:37.977
<b>29</b> BILL VAN EERDE AUS MT-FOUNDATION 77 KTM							15	1:45.567	<b>21.698</b>	26.180	24.271	33.418	26:23.544
1	1:52.981	27.278	26.620	25.161	33.922	1:52.981	16	1:46.684	22.613	26.377	24.173	33.521	28:10.228
2	1:46.662	22.121	26.342	24.601	33.598	3:39.643	17	1:45.452	22.104	<b>25.859</b>	24.293	33.196	29:55.680
3	1:47.020	22.374	26.352	24.590	33.704	5:26.663	<b>33</b> TATCHAKORN BUASRI THA HONDA RACING THAILAND HONDA						
4	1:46.517	22.290	26.327	24.457	33.443	7:13.180	1	1:52.780	27.006	26.787	25.059	33.928	1:52.780
5	1:47.292	22.211	<b>26.017</b>	25.614	33.450	9:00.472	2	1:45.933	22.146	26.156	24.468	<b>33.163</b>	3:38.713
6	1:45.945	22.048	26.177	24.453	<b>33.267</b>	10:46.417	3	1:46.177	22.102	26.203	24.505	33.367	5:24.890
7	<b>1:45.889</b>	<b>21.978</b>	26.061	24.365	33.485	12:32.306	4	1:46.396	22.020	26.225	24.749	33.402	7:11.286
8	1:45.967	22.157	26.154	<b>24.353</b>	33.303	14:18.273	5	1:46.212	22.016	26.096	24.573	33.527	8:57.498
9	1:46.252	22.026	26.213	24.513	33.500	16:04.525	6	1:45.920	21.870	26.016	24.471	33.563	10:43.418
10	1:46.307	21.983	26.286	24.590	33.448	17:50.832	7	1:46.078	22.044	26.017	24.629	33.388	12:29.496
11	1:46.545	22.190	26.281	24.491	33.583	19:37.377	8	1:46.490	22.125	26.073	24.629	33.663	14:15.986
12	1:46.491	22.060	26.320	24.483	33.628	21:23.868	9	1:46.036	22.067	26.089	24.403	33.477	16:02.022
13	1:46.482	22.244	26.248	24.556	33.434	23:10.350	10	1:46.576	21.907	26.142	24.520	34.007	17:48.598
14	1:46.765	22.120	26.284	24.570	33.791	24:57.115	11	1:46.713	21.930	26.160	24.645	33.978	19:35.311
15	1:46.916	22.340	26.518	24.585	33.473	26:44.031	12	<b>1:45.638</b>	<b>21.810</b>	26.076	<b>24.401</b>	33.351	21:20.949
16	1:47.119	22.362	26.556	24.555	33.646	28:31.150	13	1:45.911	21.981	26.045	24.499	33.386	23:06.860
17	1:47.327	22.396	26.564	24.569	33.798	30:18.477	14	1:46.451	21.959	26.469	24.536	33.487	24:53.311
<b>31</b> EDDIE O'SHEA GBR BRITISH TALENT TEAM HONDA							15	1:46.052	21.828	26.234	24.623	33.367	26:39.363
1	1:55.530	28.292	27.252	25.294	34.692	1:55.530	16	1:45.847	21.871	<b>26.001</b>	24.499	33.476	28:25.210
2	1:48.503	22.503	27.074	25.090	33.836	3:44.033	17	1:45.928	21.993	26.087	24.512	33.336	30:11.138
3	1:47.565	22.406	26.267	25.073	33.819	5:31.598	<b>38</b> DAVID SALVADOR GOMEZ SPA TM RACING FACTORY TEAM TM RACING						
4	1:47.973	22.412	26.446	25.243	33.872	7:19.571	1	1:49.138	25.446	26.265	24.182	33.245	1:49.138
5	1:48.241	22.636	26.383	25.075	34.147	9:07.812	2	1:45.033	22.049	26.159	24.075	<b>32.750</b>	3:34.171
6	1:47.766	22.570	<b>26.258</b>	24.991	33.947	10:55.578	3	1:44.824	21.829	<b>25.996</b>	24.035	32.964	5:18.995
7	1:47.951	22.528	26.568	24.969	33.886	12:43.529	4	1:44.979	21.953	26.140	<b>23.962</b>	32.924	7:03.974
8	1:47.806	22.559	26.347	25.003	33.897	14:31.335	5	1:45.151	21.901	26.072	24.157	33.021	8:49.125
9	1:48.175	22.817	26.527	24.957	33.874	16:19.510	6	1:44.971	21.809	26.109	24.049	33.004	10:34.096
10	<b>1:47.506</b>	22.422	26.394	<b>24.885</b>	<b>33.805</b>	18:07.016	7	1:45.193	<b>21.770</b>	26.024	24.080	33.319	12:19.289
11	1:47.961	22.326	26.613	25.076	33.946	19:54.977	8	1:45.322	21.817	26.073	24.133	33.299	14:04.611
12	1:48.624	22.492	27.069	25.086	33.977	21:43.601	9	1:45.478	21.823	26.121	24.119	33.415	15:50.089
13	1:48.065	22.508	26.592	25.018	33.947	23:31.666	10	1:45.427	22.128	26.211	24.254	32.834	17:35.516
14	1:48.044	<b>22.322</b>	26.733	25.015	33.974	25:19.710	11	1:45.409	21.858	26.148	24.162	33.241	19:20.925
15	1:48.267	22.548	26.728	24.945	34.046	27:07.977	12	1:45.621	22.160	26.110	24.198	33.153	21:06.546
16	1:47.864	22.523	26.498	24.936	33.907	28:55.841	13	1:45.274	21.897	26.008	24.126	33.243	22:51.820
17	1:48.307	22.710	26.703	24.969	33.925	30:44.148	14	1:46.058	21.788	26.188	24.564	33.518	24:37.878
<b>32</b> TAKUMA MATSUYAMA JPN ASIA TALENT TEAM HONDA							15	1:45.744	22.437	26.152	24.119	33.036	26:23.622
1	1:49.141	25.342	26.433	24.249	33.117	1:49.141	16	1:45.526	22.103	26.148	24.196	33.079	28:09.148
2	1:45.795	22.324	26.006	24.125	33.340	3:34.936	17	<b>1:44.769</b>	21.807	26.017	24.035	32.910	29:53.917





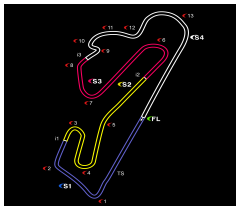
# MOTO 3

## FIM CEV REPSOL CIRCUITO DO ESTORIL 2021

### RACE

### Sector Analysis

_ Invalidated Lap							■ Personal Best							■ Session Best							B Crossing the pit lane																																																																																										
Lap	Time	Sector 1	Sector 2	Sector 3	Sector 4	Elapsed	Lap	Time	Sector 1	Sector 2	Sector 3	Sector 4	Elapsed	Lap	Time	Sector 1	Sector 2	Sector 3	Sector 4	Elapsed	Lap	Time	Sector 1	Sector 2	Sector 3	Sector 4	Elapsed																																																																																				
<b>45</b> CLEMENT ROUGE FRA							LAGLISSE ACADEMY HUSQVARNA							1 1:54.460 27.994 26.963 25.244 34.259 1:54.460							2 1:47.960 22.039 26.126 25.665 34.130 3:42.420																																																																																										
1	1:52.200	26.957	26.560	24.846	33.837	1:52.200	3	1:46.708	22.175	26.297	24.670	33.566	5:29.128	4	1:46.552	22.393	26.263	24.514	33.382	7:15.680	5	1:45.654	21.966	26.031	24.398	33.259	9:01.334	6	1:45.586	21.827	26.130	24.478	33.151	10:46.920	7	1:45.703	21.999	26.008	24.612	33.084	12:32.623	8	1:46.009	22.133	26.256	24.489	33.131	14:18.632	9	1:46.314	22.048	26.383	24.635	33.248	16:04.946	10	1:45.824	22.008	26.078	24.468	33.270	17:50.770	11	1:45.676	21.911	26.213	24.430	33.122	19:36.446	12	1:45.761	21.968	26.163	24.348	33.282	21:22.207	13	1:45.102	21.793	26.022	24.276	33.011	23:07.309	14	1:45.781	21.697	26.139	24.344	33.601	24:53.090	15	1:45.968	22.145	26.009	24.459	33.355	26:39.058	16	1:45.639	21.804	26.024	24.427	33.384	28:24.697	17	1:45.935	22.008	26.208	24.347	33.372	30:10.632
<b>55</b> NOAH DETTWILER SWI							TEAM MTA KTM							1 1:55.593 27.952 27.439 25.232 34.970 1:55.593							2 1:46.979 21.969 26.020 24.474 34.516 3:42.572																																																																																										
1	1:55.593	27.952	27.439	25.232	34.970	1:55.593	3	1:46.810	22.192	26.428	24.670	33.520	5:29.382	4	1:45.385	21.915	26.208	24.253	33.009	7:14.767	5	1:45.807	22.082	25.912	24.460	33.353	9:00.574	6	1:45.409	21.707	26.257	24.348	33.097	10:45.983	7	1:45.428	21.855	25.853	24.572	33.148	12:31.411	8	1:45.113	21.961	26.002	24.165	32.985	14:16.524	9	1:45.763	21.835	26.220	24.314	33.394	16:02.287	10	1:45.711	21.775	26.233	24.389	33.314	17:47.998	11	1:45.895	21.887	26.705	24.376	32.927	19:33.893	12	1:45.156	21.580	25.853	24.097	33.626	21:19.049	13	1:45.071	21.574	26.046	24.242	33.209	23:04.120	14	1:45.333	21.791	26.051	24.237	33.254	24:49.453	15	1:45.798	21.772	26.078	24.554	33.394	26:35.251	16	1:46.288	22.210	26.219	24.317	33.542	28:21.539	17	1:46.214	21.884	26.193	24.423	33.714	30:07.753
<b>57</b> SHO NISHIMURA JPN							MT-FOUNDATION 77 KTM							1 1:53.886 27.980 26.843 25.078 33.985 1:53.886							2 1:48.538 22.200 26.392 25.544 34.402 3:42.424																																																																																										
1	1:53.886	27.980	26.843	25.078	33.985	1:53.886	3	1:46.922	22.181	26.512	24.654	33.575	5:29.346	4	1:46.645	22.365	26.249	24.647	33.384	7:15.991																																																																																											
<b>58</b> LUCA LUNETTA ITA							AC RACING TEAM KTM							1 1:54.481 27.674 27.119 25.419 34.269 1:54.481							2 1:46.714 22.292 26.039 24.745 33.638 3:41.195																																																																																										
1	1:54.481	27.674	27.119	25.419	34.269	1:54.481	3	1:46.272	21.942	25.910	24.844	33.576	5:27.467	4	1:46.696	22.095	26.416	24.608	33.577	7:14.163	5	1:46.255	22.108	25.966	24.607	33.574	9:00.418	6	1:46.130	22.227	26.176	24.660	33.067	10:46.548	7	1:46.103	22.150	26.181	24.544	33.228	12:32.651	8	1:46.778	22.291	26.169	24.872	33.446	14:19.429	9	1:45.944	21.951	26.050	24.539	33.404	16:05.373	10	1:46.421	22.220	26.151	24.704	33.346	17:51.794	11	1:46.060	22.183	25.985	24.554	33.338	19:37.854	12	1:46.672	22.368	25.952	24.783	33.569	21:24.526	13	1:46.696	22.138	26.380	24.602	33.576	23:11.222	14	1:46.647	22.057	26.150	24.881	33.559	24:57.869	15	1:46.715	22.258	26.068	24.812	33.577	26:44.584	16	1:46.833	22.372	26.196	24.684	33.581	28:31.417	17	1:47.389	22.384	26.543	24.817	33.645	30:18.806
<b>63</b> SYARIFUDDIN AZMAN MAL							SIC RACING HONDA							1 1:51.637 26.877 26.408 24.785 33.567 1:51.637							2 1:46.215 21.977 26.116 24.695 33.427 3:37.852																																																																																										
1	1:51.637	26.877	26.408	24.785	33.567	1:51.637	3	1:46.081	22.179	26.000	24.481	33.421	5:23.933	4	1:46.502	22.126	26.216	24.489	33.671	7:10.435	5	1:46.579	22.632	25.992	24.542	33.413	8:57.014	6	1:45.934	22.024	26.062	24.458	33.390	10:42.948																																																																													
<b>64</b> DAVID MUÑOZ RODRIGUEZ SPA							AVATEL - CARDOSO RACING KTM							1 1:49.994 25.898 26.478 24.357 33.261 1:49.994							2 1:45.054 21.923 26.024 24.113 32.994 3:35.048																																																																																										
1	1:49.994	25.898	26.478	24.357	33.261	1:49.994	3	1:44.940	21.896	25.962	24.199	32.883	5:19.988	4	1:45.170	21.986	26.011	24.098	33.075	7:05.158	5	1:45.560	21.817	26.064	24.244	33.435	8:50.718	6	1:45.120	21.795	25.992	24.214	33.119	10:35.838	7	1:45.033	21.822	26.101	24.132	32.978	12:20.871	8	1:44.910	21.746	25.952	24.191	33.021	14:05.781	9	1:44.471	21.679	25.882	24.067	32.843	15:50.252	10	1:45.577	21.823	26.275	24.461	33.018	17:35.829	11	1:45.512	21.838	26.065	24.519	33.090	19:21.341	12	1:45.332	21.949	26.031	24.304	33.048	21:06.673	13	1:45.296	22.105	26.017	24.119	33.055	22:51.969	14	1:45.897	21.932	26.082	24.585	33.298	24:37.866	15	1:46.335	22.233	26.319	24.350	33.433	26:24.201	16	1:46.033	21.939	26.090	24.360	33.644	28:10.234	17	1:44.914	21.817	25.954	24.063	33.080	29:55.148
<b>66</b> JOEL KELSO AUS							AGR TEAM KTM							1 1:50.429 25.819 26.755 24.730 33.125 1:50.429							2 1:45.745 22.392 26.101 24.324 32.928 3:36.174																																																																																										
1	1:50.429	25.819	26.755	24.730	33.125	1:50.429	3	1:47.729	22.048	26.291	25.781	33.609	5:23.903	4	1:46.952	22.655	26.157	24.935	33.205	7:10.855	5	1:45.776	22.059	26.028	24.580	33.109	8:56.631	6	1:46.110	21.909	26.187	24.485	33.529	10:42.741	7	2:05.167	21.830	26.316	42.308	34.713	12:47.908	8	2:04.947	22.873	27.108	25.408	49.558	14:52.855																																																															
<b>67</b> GERARD RIU I MALÉ SPA							MT-FOUNDATION 77 KTM							1 1:51.637 26.877 26.408 24.785 33.567 1:51.637							2 1:46.215 21.977 26.116 24.695 33.427 3:37.852																																																																																										
1	1:51.637	26.877	26.408	24.785	33.567	1:51.637	3	1:46.081	22.179	26.000	24.481	33.421	5:23.933	4	1:46.502	22.126	26.216	24.489	33.671	7:10.435	5	1:46.579	22.632	25.992	24.542	33.413	8:57.014	6	1:45.934	22.024	26.062	24.458	33.390	10:42.948																																																																													



# MOTO 3

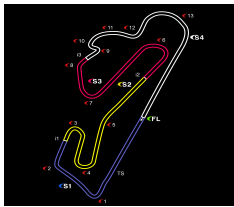
## FIM CEV REPSOL CIRCUITO DO ESTORIL 2021

### RACE

### Sector Analysis

— Invalidated Lap   ■ Personal Best   ■ Session Best   B Crossing the pit lane

Lap	Time	Sector 1	Sector 2	Sector 3	Sector 4	Elapsed	Lap	Time	Sector 1	Sector 2	Sector 3	Sector 4	Elapsed
7	1:46.268	22.106	26.089	24.556	33.517	12:29.216	2	1:45.476	22.154	25.959	24.268	33.095	3:36.013
8	1:46.275	22.269	26.076	24.481	33.449	14:15.491	3	1:45.732	21.972	26.048	24.402	33.310	5:21.745
9	1:46.354	22.132	26.169	24.399	33.654	16:01.845	4	1:45.591	22.090	25.976	24.290	33.235	7:07.336
10	1:45.839	21.871	26.129	24.386	33.453	17:47.684	5	1:45.164	21.777	25.967	24.224	33.196	8:52.500
11	1:46.107	22.046	26.188	24.398	33.475	19:33.791	6	1:44.840	21.618	26.018	24.155	33.049	10:37.340
12	1:45.977	22.014	26.078	24.379	33.506	21:19.768	7	1:45.105	21.635	26.060	24.245	33.165	12:22.445
13	1:46.547	22.193	26.085	24.503	33.766	23:06.315	8	1:44.792	21.662	26.004	24.166	32.960	14:07.237
14	1:46.776	22.101	26.484	24.489	33.702	24:53.091	9	1:45.457	21.748	26.086	24.290	33.333	15:52.694
15	1:46.598	22.357	26.147	24.612	33.482	26:39.689	10	1:45.020	21.671	26.001	24.204	33.144	17:37.714
16	1:46.019	21.908	26.087	24.490	33.534	28:25.708	11	1:45.009	21.671	25.947	24.190	33.201	19:22.723
17	1:46.692	22.133	26.392	24.555	33.612	30:12.400	12	1:45.216	21.666	26.119	24.269	33.162	21:07.939
<b>69</b> RAFFAELE FUSCO ITA							<b>81</b> SENNA AGIUS AUS						
TM RACING FACTORY TEAM TM RACING							SIC58 SQUADRA CORSE HONDA						
1	1:53.303	27.384	26.930	24.941	34.048	1:53.303	1	1:53.016	27.240	27.041	25.073	33.662	1:53.016
2	1:46.829	21.965	26.583	25.013	33.268	3:40.132	2	1:46.636	22.157	26.555	24.597	33.327	3:39.652
3	1:46.927	21.992	26.407	24.671	33.857	5:27.059	3	1:46.494	22.165	26.308	24.723	33.298	5:26.146
4	2:43.574 B	1:01.835	30.206	27.507	44.026	8:10.633	4	1:46.536	22.175	26.470	24.553	33.338	7:12.682
<b>70</b> JOSHUA WHATLEY GBR							<b>84</b> ZONTA VD GOORBERGH NED						
TEAM MTA KTM							TEAM SUPER B HONDA						
1	1:52.432	27.048	26.550	24.868	33.966	1:52.432	1	1:53.907	27.758	27.030	25.223	33.896	1:53.907
2	1:47.673	22.300	26.254	25.734	33.385	3:40.105	2	1:46.813	22.206	26.253	24.901	33.453	3:40.720
3	1:46.962	22.242	26.232	24.756	33.732	5:27.067	3	1:46.457	21.945	26.195	24.611	33.706	5:27.177
4	1:46.416	22.381	26.288	24.475	33.272	7:13.483	4	1:46.548	22.110	26.708	24.600	33.130	7:13.725
5	1:46.187	22.083	26.251	24.417	33.436	8:59.670	5	1:45.924	21.974	26.287	24.397	33.266	8:59.649
6	1:46.332	22.106	26.437	24.431	33.358	10:46.002	6	1:46.715	22.028	26.803	24.316	33.568	10:46.364
7	1:46.297	22.087	26.188	24.619	33.403	12:32.299	7	1:46.075	22.030	26.301	24.386	33.358	12:32.439
8	1:46.169	22.266	26.172	24.404	33.327	14:18.468	8	1:46.042	22.242	26.222	24.397	33.181	14:18.481
9	1:46.299	21.953	26.361	24.550	33.435	16:04.767	9	1:46.510	22.100	26.440	24.466	33.504	16:04.991
10	1:46.495	22.333	26.184	24.544	33.434	17:51.262	10	1:46.925	22.470	26.536	24.627	33.292	17:51.916
11	1:46.280	22.214	26.354	24.340	33.372	19:37.542	11	1:45.968	22.246	26.154	24.315	33.253	19:37.884
12	1:46.467	22.033	26.315	24.469	33.650	21:24.009	12	1:46.151	22.091	26.139	24.599	33.322	21:24.035
13	1:46.355	22.315	26.212	24.451	33.377	23:10.364	13	1:46.550	22.435	26.413	24.300	33.402	23:10.585
14	1:46.738	22.336	26.360	24.477	33.565	24:57.102	14	1:46.523	22.288	26.327	24.463	33.445	24:57.108
15	1:47.010	22.290	26.490	24.812	33.418	26:44.112	15	1:46.920	22.155	26.548	24.575	33.642	26:44.028
16	1:47.077	22.363	26.625	24.507	33.582	28:31.189	16	1:47.065	22.290	26.445	24.533	33.797	28:31.093
17	1:47.305	22.477	26.537	24.574	33.717	30:18.494	17	1:47.407	22.631	26.562	24.651	33.563	30:18.500
<b>77</b> MATTIA VOLPI ITA							<b>80</b> DAVID ALONSO COL						
AGR TEAM KTM							ASPAR JUNIOR TEAM GASGAS						
1	3:04.732 B	1:38.428	27.045	25.134	34.125	3:04.732	1	1:50.537	26.181	26.466	24.782	33.108	1:50.537
2	1:48.420	22.584	26.721	24.997	34.118	4:53.152							
3	1:48.312	22.603	26.658	24.854	34.197	6:41.464							
4	1:48.017	22.522	26.698	24.679	34.118	8:29.481							
5	1:47.695	22.345	26.544	24.778	34.028	10:17.176							
6	1:47.507	22.409	26.581	24.601	33.916	12:04.683							
7	1:47.301	22.383	26.507	24.521	33.890	13:51.984							
8	1:47.143	22.224	26.491	24.516	33.912	15:39.127							
9	1:46.838	22.089	26.432	24.560	33.757	17:25.965							
10	1:47.150	22.149	26.518	24.560	33.923	19:13.115							
11	1:47.455	22.352	26.480	24.487	34.136	21:00.570							
12	2:04.558 B	22.730	27.019	25.858	48.951	23:05.128							



# MOTO 3

## FIM CEV REPSOL CIRCUITO DO ESTORIL 2021

### RACE

### Sector Analysis

— Invalidated Lap

■ Personal Best

■ Session Best

B Crossing the pit lane

Lap	Time	Sector 1	Sector 2	Sector 3	Sector 4	Elapsed	Lap	Time	Sector 1	Sector 2	Sector 3	Sector 4	Elapsed	
<b>92</b>	<b>DIOGO MOREIRA NASCIMENTO</b>						BRA	15	1:45.756	21.850	26.318	24.384	33.204	26:23.525
	TEAM ESTRELLA GALICIA 0,0						HONDA	16	1:45.203	21.819	25.949	24.202	33.233	28:08.728
							17	1:44.994	21.797	25.882	24.109	33.206	29:53.722	
1	1:50.994	26.414	26.525	24.749	33.306	1:50.994								
2	1:45.413	22.019	26.139	24.290	<b>32.965</b>	3:36.407								
3	1:45.489	22.025	26.139	24.222	33.103	5:21.896								
4	1:45.534	22.037	26.190	24.207	33.100	7:07.430								
5	1:45.128	21.840	26.139	24.132	33.017	8:52.558								
6	1:44.996	21.815	26.064	24.149	32.968	10:37.554								
7	<b>1:44.978</b>	<b>21.772</b>	<b>25.974</b>	24.172	33.060	12:22.532								
8	1:45.219	22.021	26.041	24.130	33.027	14:07.751								
9	1:45.700	21.832	26.231	<b>24.057</b>	33.580	15:53.451								
10	1:45.069	21.822	26.074	24.107	33.066	17:38.520								
11	1:45.335	21.829	26.130	24.194	33.182	19:23.855								
12	1:45.492	22.252	26.076	24.191	32.973	21:09.347								
13	1:45.635	21.776	26.167	24.250	33.442	22:54.982								
14	1:45.594	22.077	26.084	24.266	33.167	24:40.576								
15	1:45.611	21.990	26.125	24.283	33.213	26:26.187								
16	1:45.512	22.055	26.111	24.312	33.034	28:11.699								
17	1:45.844	21.922	26.133	24.437	33.352	29:57.543								
<b>95</b>	<b>JOSE ANTONIO RUEDA</b>						SPA							
	TEAM ESTRELLA GALICIA 0,0						HONDA							
1	1:50.322	25.728	26.764	24.565	33.265	1:50.322								
2	1:45.639	21.793	26.091	24.541	33.214	3:35.961								
3	1:45.840	21.960	<b>26.031</b>	24.463	33.386	5:21.801								
4	1:46.007	22.383	26.159	24.488	<b>32.977</b>	7:07.808								
5	1:45.946	22.065	26.079	<b>24.414</b>	33.388	8:53.754								
6	<b>1:45.406</b>	21.818	26.073	24.437	33.078	10:39.160								
7	1:46.030	21.811	26.196	24.523	33.500	12:25.190								
8	1:46.884	22.116	26.171	24.777	33.820	14:12.074								
9	1:46.674	22.033	26.356	24.808	33.477	15:58.748								
10	1:46.418	22.087	26.293	24.586	33.452	17:45.166								
11	1:47.047	21.932	26.376	24.851	33.888	19:32.213								
12	1:46.094	22.093	26.100	24.658	33.243	21:18.307								
13	1:46.057	21.843	26.145	24.599	33.470	23:04.364								
14	1:46.539	22.184	26.171	24.717	33.467	24:50.903								
15	1:46.543	21.928	26.250	24.848	33.517	26:37.446								
16	1:47.840	21.949	26.173	26.434	33.284	28:25.286								
17	1:45.963	<b>21.739</b>	26.265	24.777	33.182	30:11.249								
<b>96</b>	<b>DANIEL HOLGADO</b>						SPA							
	ASPAR JUNIOR TEAM						GASGAS							
1	1:49.053	25.115	26.208	24.401	33.329	1:49.053								
2	1:45.085	21.854	26.019	24.074	33.138	3:34.138								
3	<b>1:44.781</b>	21.669	25.882	<b>24.056</b>	33.174	5:18.919								
4	1:44.989	21.864	25.889	24.063	33.173	7:03.908								
5	1:45.126	21.825	<b>25.866</b>	24.226	33.209	8:49.034								
6	1:44.959	21.784	25.892	24.152	<b>33.131</b>	10:33.993								
7	1:45.166	21.766	25.895	24.152	33.353	12:19.159								
8	1:45.396	21.846	25.957	24.206	33.387	14:04.555								
9	1:45.443	21.735	25.972	24.264	33.472	15:49.998								
10	1:45.414	21.791	26.038	24.337	33.248	17:35.412								
11	1:45.704	21.856	26.288	24.402	33.158	19:21.116								
12	1:45.141	<b>21.561</b>	25.980	24.217	33.383	21:06.257								
13	1:45.492	21.816	25.993	24.279	33.404	22:51.749								
14	1:46.020	21.754	26.233	24.472	33.561	24:37.769								

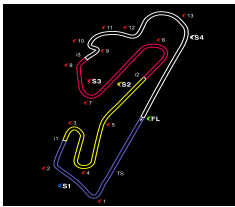




24 - 25 April

CIRCUITO DO ESTORIL

FIM CEV REPSOL 2021



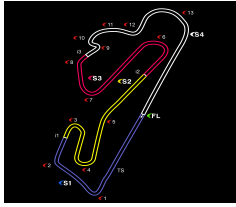
# MOTO 3

## FIM CEV REPSOL CIRCUITO DO ESTORIL 2021

### RACE

### Best Sector Times

Sector 1			Sector 2			Sector 3			Sector 4			Ideal Lap		Best Lap
Pos	No Rider	Time	No Rider	Time	No Rider	Time	No Rider	Time	Pos	No	Lap			
1	96 D.HOLGADO	21.561	55 N.DETTWILER	25.853	38 D.SALVADOR GOMEZ	23.962	38 D.SALVADOR GOMEZ	32.750	1	32	1:44.442	1:44.742	(3)	
2	55 N.DETTWILER	21.574	32 T.MATSUYAMA	25.859	16 M.SURYO AJI	23.978	16 M.SURYO AJI	32.841	2	55	1:44.451	1:45.071	(10)	
3	45 C.ROUGE	21.596	96 D.HOLGADO	25.866	20 J.JULIAN GARCIA	23.995	64 D.MUNOZ RODRIGUEZ	32.843	3	64	1:44.467	1:44.471	(1)	
4	80 D.ALONSO	21.618	64 D.MUNOZ RODRIGUEZ	25.882	32 T.MATSUYAMA	24.004	21 H.VOIGHT	32.857	4	38	1:44.478	1:44.769	(4)	
5	20 J.JULIAN GARCIA	21.628	80 D.ALONSO	25.898	96 D.HOLGADO	24.056	24 I.ORTOLA DIEZ	32.869	5	16	1:44.500	1:44.803	(7)	
6	64 D.MUNOZ RODRIGUEZ	21.679	58 L.LUNETTA	25.910	92 D.MOREIRA NASCIMENTO	24.057	32 T.MATSUYAMA	32.881	6	20	1:44.588	1:44.675	(2)	
7	63 S.AZMAN	21.697	23 D.REAL	25.928	64 D.MUNOZ RODRIGUEZ	24.063	20 J.JULIAN GARCIA	32.899	7	96	1:44.614	1:44.781	(5)	
8	32 T.MATSUYAMA	21.698	9 C.VEIJER	25.931	55 N.DETTWILER	24.097	55 N.DETTWILER	32.927	8	80	1:44.631	1:44.792	(6)	
9	24 I.ORTOLA DIEZ	21.699	16 M.SURYO AJI	25.971	24 I.ORTOLA DIEZ	24.102	66 J.KELSO	32.928	9	24	1:44.678	1:44.938	(8)	
10	16 M.SURYO AJI	21.710	92 D.MOREIRA NASCIMENTO	25.974	80 D.ALONSO	24.155	26 S.OGDEN	32.958	10	92	1:44.768	1:44.978	(9)	
11	95 J.ANTONIO RUEDA	21.739	26 S.OGDEN	25.983	21 H.VOIGHT	24.201	80 D.ALONSO	32.960	11	26	1:44.923	1:45.292	(12)	
12	26 S.OGDEN	21.758	67 G.RIU I MALÉ	25.992	26 S.OGDEN	24.224	92 D.MOREIRA NASCIMENTO	32.965	12	21	1:44.941	1:45.575	(16)	
13	38 D.SALVADOR GOMEZ	21.770	38 D.SALVADOR GOMEZ	25.996	9 C.VEIJER	24.227	95 J.ANTONIO RUEDA	32.977	13	63	1:44.992	1:45.102	(11)	
14	92 D.MOREIRA NASCIMENTO	21.772	33 T.BUASRI	26.001	23 D.REAL	24.250	63 S.AZMAN	33.011	14	66	1:45.110	1:45.745	(20)	
15	21 H.VOIGHT	21.807	24 I.ORTOLA DIEZ	26.008	13 M.TAPIA	24.265	13 M.TAPIA	33.046	15	23	1:45.145	1:45.350	(13)	
16	33 T.BUASRI	21.810	63 S.AZMAN	26.008	63 S.AZMAN	24.276	58 L.LUNETTA	33.067	16	95	1:45.161	1:45.406	(14)	
17	23 D.REAL	21.822	29 B.VAN EERDE	26.017	19 A.MOROSI	24.288	84 Z.VD GOORBERGH	33.130	17	9	1:45.184	1:45.451	(15)	
18	66 J.KELSO	21.830	66 J.KELSO	26.028	84 Z.VD GOORBERGH	24.300	96 D.HOLGADO	33.131	18	13	1:45.300	1:45.601	(17)	
19	17 D.MUNOZ	21.841	95 J.ANTONIO RUEDA	26.031	66 J.KELSO	24.324	19 A.MOROSI	33.139	19	45	1:45.306	1:45.676	(19)	
20	67 G.RIU I MALÉ	21.871	45 C.ROUGE	26.033	70 J.WHATLEY	24.340	23 D.REAL	33.145	20	33	1:45.375	1:45.638	(18)	
21	9 C.VEIJER	21.874	17 D.MUNOZ	26.052	29 B.VAN EERDE	24.353	9 C.VEIJER	33.152	21	58	1:45.458	1:45.944	(24)	
22	13 M.TAPIA	21.892	20 J.JULIAN GARCIA	26.066	67 G.RIU I MALÉ	24.379	33 T.BUASRI	33.163	22	84	1:45.514	1:45.924	(23)	
23	10 N.FABIO CARRARO	21.899	21 H.VOIGHT	26.076	10 N.FABIO CARRARO	24.387	10 N.FABIO CARRARO	33.165	23	10	1:45.598	1:45.951	(25)	
24	58 L.LUNETTA	21.942	13 M.TAPIA	26.097	17 D.MUNOZ	24.390	45 C.ROUGE	33.183	24	19	1:45.610	1:46.188	(29)	
25	84 Z.VD GOORBERGH	21.945	84 Z.VD GOORBERGH	26.139	33 T.BUASRI	24.401	81 S.AGIUS	33.207	25	29	1:45.615	1:45.889	(22)	
26	70 J.WHATLEY	21.953	10 N.FABIO CARRARO	26.147	95 J.ANTONIO RUEDA	24.414	29 B.VAN EERDE	33.267	26	67	1:45.632	1:45.839	(21)	
27	69 R.FUSCO	21.965	70 J.WHATLEY	26.172	81 S.AGIUS	24.422	69 R.FUSCO	33.268	27	17	1:45.663	1:45.997	(26)	
28	29 B.VAN EERDE	21.978	19 A.MOROSI	26.191	77 M.VOLPI	24.487	70 J.WHATLEY	33.272	28	70	1:45.737	1:46.169	(28)	
29	19 A.MOROSI	21.992	57 S.NISHIMURA	26.249	45 C.ROUGE	24.494	17 D.MUNOZ	33.380	29	81	1:45.949	1:46.129	(27)	
30	81 S.AGIUS	22.012	7 F.FARIOLI	26.250	7 F.FARIOLI	24.510	57 S.NISHIMURA	33.384	30	69	1:46.311	1:46.829	(31)	
31	77 M.VOLPI	22.089	31 E.O'SHEA	26.258	58 L.LUNETTA	24.539	67 G.RIU I MALÉ	33.390	31	57	1:46.461	1:46.645	(30)	
32	7 F.FARIOLI	22.138	81 S.AGIUS	26.308	57 S.NISHIMURA	24.647	77 M.VOLPI	33.757	32	7	1:46.663	1:47.060	(33)	
33	57 S.NISHIMURA	22.181	69 R.FUSCO	26.407	69 R.FUSCO	24.671	7 F.FARIOLI	33.765	33	77	1:46.765	1:46.838	(32)	
34	31 E.O'SHEA	22.322	77 M.VOLPI	26.432	31 E.O'SHEA	24.885	31 E.O'SHEA	33.805	34	31	1:47.270	1:47.506	(34)	



# MOTO 3 FIM CEV REPSOL CIRCUITO DO ESTORIL 2021 RACE

## Lap Chart

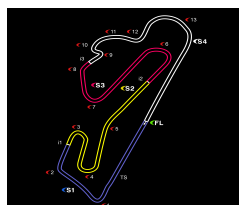
No	Pos	Grid	Lap																
			1	2	3	4	5	6	7	8	9	10	11	12	13	14	15	16	17
24	1	24	96	96	96	96	96	96	96	96	96	38	96	96	96	96	96	96	96
38	2	38	38	38	38	38	38	38	38	38	20	96	32	32	64	32	38	38	38
32	3	32	32	32	32	20	32	32	32	32	38	20	38	38	38	80	80	80	80
20	4	20	20	20	64	20	20	20	20	20	64	32	20	64	32	80	20	16	16
96	5	96	24	64	64	32	64	64	64	64	64	32	64	64	20	16	16	16	16
66	6	66	64	24	24	24	24	24	24	80	80	80	80	80	80	20	32	32	32
95	7	95	16	16	80	80	80	80	80	24	16	16	16	16	16	64	64	20	20
16	8	16	95	95	95	92	92	92	92	16	92	92	92	24	24	24	24	24	24
64	9	64	66	80	16	16	16	16	16	92	24	24	24	92	92	92	92	92	92
10	10	10	80	66	92	95	95	95	21	21	21	21	21	21	21	21	21	21	26
21	11	21	21	92	21	21	21	21	95	95	95	95	95	26	26	26	55	26	55
80	12	80	92	21	17	13	26	66	26	26	26	26	26	95	55	55	26	55	21
55	13	55	17	17	66	67	66	26	67	13	9	9	9	9	95	9	9	9	9
26	14	26	67	67	67	17	13	13	13	9	23	67	23	55	9	95	63	63	63
92	15	92	45	45	13	26	67	67	9	67	67	23	67	13	23	23	63	33	33
13	16	13	70	13	45	45	9	9	33	23	33	55	13	67	67	63	33	95	95
69	17	69	13	33	26	66	33	33	23	33	13	13	55	23	13	67	23	67	17
17	18	17	26	26	33	33	17	23	17	17	55	33	17	33	33	67	17	67	67
33	19	33	33	9	9	9	23	17	81	55	17	17	33	17	17	13	17	23	13
45	20	45	29	29	81	81	81	81	55	10	29	63	63	63	63	17	13	13	23
67	21	67	81	81	29	23	10	10	10	10	81	10	29	29	29	70	84	84	29
58	22	58	69	70	69	29	84	55	70	29	70	70	10	70	70	84	29	29	70
81	23	81	9	69	70	10	70	70	29	70	81	10	70	84	10	29	70	70	84
70	24	70	19	23	23	70	58	84	84	84	63	58	58	10	84	10	58	58	10
57	25	57	10	84	84	19	29	63	63	84	81	84	58	58	58	10	10	58	58
29	26	29	57	10	10	58	29	58	58	58	58	84	81	81	81	81	81	81	81
84	27	84	84	19	58	19	55	19	19	19	19	19	19	19	19	19	19	19	31
9	28	9	23	58	19	55	63	63	31	31	31	31	31	31	31	7	31	7	7
19	29	19	63	63	63	63	7	7	7	7	7	7	7	7	7	31	7	19	19
63	30	63	58	57	57	57	31	31	66	66	77	77	77	77	77	77	77	77	77
23	31	23	7	55	55	7	77	77	77	77	77	77	77	77	77	77	77	77	77
77	32	77	31	7	7	31													
7	33	7	55	31	31	69													
31	34	31	77	77	77	77													



24 - 25 April

CIRCUITO DO ESTORIL

FIM CEV REPSOL 2021



## MOTO 3

### FIM CEV REPSOL CIRCUITO DO ESTORIL 2021

#### After RACE

#### Event maximum speed

No Rider	Team	Bike	Class	Top Speed	Lap	Session
29 BILL VAN EERDE	MT-FOUNDATION 77	KTM		240.0	8	WARM UP
80 DAVID ALONSO	ASPAR JUNIOR TEAM	GASGAS		240.0	8	WARM UP
32 TAKUMA MATSUYAMA	ASIA TALENT TEAM	HONDA		239.0	15	QUALIFYING PRACTIC
69 RAFFAELE FUSCO	TM RACING FACTORY TEAM	TM RACING		239.0	5	WARM UP
16 MARIO SURYO AJI	ASTRA HONDA RACING TEAM	HONDA		237.9	4	WARM UP
23 DAVID REAL	CUNA DE CAMPEONES	KTM		237.9	3	RACE
10 NICOLA FABIO CARRARO	TM RACING FACTORY TEAM	TM RACING		237.4	7	WARM UP
9 COLLIN VEIJER	AC RACING TEAM	KTM		237.4	14	RACE
96 DANIEL HOLGADO	ASPAR JUNIOR TEAM	GASGAS		237.4	5	WARM UP
26 SCOTT OGDEN	ASPAR JUNIOR TEAM	GASGAS		236.9	7	WARM UP
33 TATCHAKORN BUASRI	HONDA RACING THAILAND	HONDA		236.9	12	RACE
55 NOAH DETTWILER	TEAM MTA	KTM		236.9	6	RACE
64 DAVID MUÑOZ RODRIGUEZ	AVATEL - CARDOSO RACING	KTM		236.9	10	RACE
92 DIOGO MOREIRA NASCIMENTO	TEAM ESTRELLA GALICIA 0,0	HONDA		236.9	2	WARM UP
20 JOSE JULIAN GARCIA	SIC58 SQUADRA CORSE	HONDA		236.4	9	Free Practice 1
58 LUCA LUNETTA	AC RACING TEAM	KTM		236.4	16	QUALIFYING PRACTIC
66 JOEL KELSO	AGR TEAM	KTM		236.4	11	QUALIFYING PRACTIC
67 GERARD RIU I MALÉ	MT-FOUNDATION 77	KTM		236.4	16	RACE
95 JOSE ANTONIO RUEDA	TEAM ESTRELLA GALICIA 0,0	HONDA		236.4	9	QUALIFYING PRACTIC
24 IVAN ORTOLA DIEZ	TEAM MTA	KTM		235.9	9	QUALIFYING PRACTIC
63 SYARIFUDDIN AZMAN	SIC RACING	HONDA		235.9	6	RACE
70 JOSHUA WHATLEY	TEAM MTA	KTM		235.9	9	RACE
81 SENNA AGIUS	SIC58 SQUADRA CORSE	HONDA		235.4	5	Free Practice 3
45 CLEMENT ROUGE	LAGLISSE ACADEMY	HUSQVARNA		234.9	5	RACE
84 ZONTA VD GOORBERGH	TEAM SUPER B	HONDA		234.4	3	Free Practice 3
17 DANIEL MUNOZ	AVATEL - CARDOSO RACING	KTM		233.9	8	QUALIFYING PRACTIC
21 HARRISON VOIGHT	SIC58 SQUADRA CORSE	HONDA		233.9	5	Free Practice 3
77 MATTIA VOLPI	AGR TEAM	KTM		233.9	3	WARM UP
13 MARCO TAPIA	LEOPARD IMPALA JUNIOR TEAM	HONDA		233.4	3	WARM UP
57 SHO NISHIMURA	MT-FOUNDATION 77	KTM		233.4	7	WARM UP
31 EDDIE O'SHEA	BRITISH TALENT TEAM	HONDA		232.9	10	Free Practice 1
19 ALESSANDRO MOROSI	LAGLISSE ACADEMY	HUSQVARNA		231.9	4	WARM UP
7 FILIPPO FARIOLI	LAGLISSE ACADEMY	HUSQVARNA		231.9	2	Free Practice 3
38 DAVID SALVADOR GOMEZ	TM RACING FACTORY TEAM	TM RACING		230.5	5	QUALIFYING PRACTIC





Moto3  
WORLD CHAMPIONSHIP

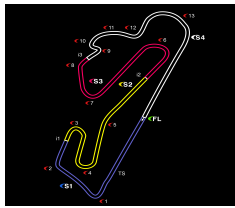
Moto2  
EUROPEAN CHAMPIONSHIP

HAWKERS  
Talent Cup

24 - 25 April

CIRCUITO DO ESTORIL

FIM CEV REPSOL 2021



# MOTO 3 FIM CEV REPSOL CIRCUITO DO ESTORIL 2021 RACE

## Best Top Speed

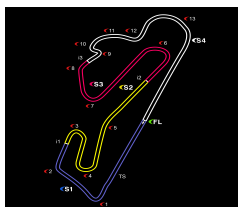
No Rider	Team	Class	Top 1		Top 2		Top 3		Top 4		Top 5		Avg
			Kph	Lap	Kph	Lap	Kph	Lap	Kph	Lap	Kph	Lap	
80 DAVID ALONSO	ASPAR JUNIOR TEAM		239.5	13	238.4	7	237.9	4	237.4	8	236.9	14	238,0
23 DAVID REAL	CUNA DE CAMPEONES		237.9	3	237.4	5	236.4	4	235.9	9	235.4	6	236,6
9 COLLIN VEIJER	AC RACING TEAM		237.4	14	235.4	8	235.4	3	233.9	9	233.4	10	235,1
16 MARIO SURYO AJI	ASTRA HONDA RACING TEAM		236.9	7	233.9	17	232.9	14	232.4	9	231.4	15	233,5
33 TATCHAKORN BUASRI	HONDA RACING THAILAND		236.9	12	236.4	6	235.4	13	234.9	16	234.4	17	235,6
55 NOAH DETTWILER	TEAM MTA		236.9	12	236.9	6	234.9	9	234.9	7	234.4	17	235,6
64 DAVID MUÑOZ RODRIGUEAVATEL - CARDOSO RACING			236.9	10	236.4	12	236.4	6	235.9	7	235.4	8	236,2
67 GERARD RIU I MALÉ	MT-FOUNDATION 77		236.4	16	235.9	10	233.4	4	232.9	12	232.9	6	234,3
92 DIOGO MOREIRA NASCIMITeam ESTRELLA GALICIA 0,0			236.4	4	233.9	7	232.9	5	232.4	9	232.4	2	233,6
26 SCOTT OGDEN	ASPAR JUNIOR TEAM		235.9	6	234.9	7	234.4	17	233.9	12	233.4	16	234,5
63 SYARIFUDDIN AZMAN	SIC RACING		235.9	6	235.4	14	234.4	4	233.4	10	232.9	13	234,4
70 JOSHUA WHATLEY	TEAM MTA		235.9	9	233.9	3	232.9	6	232.9	5	232.4	2	233,6
10 NICOLA FABIO CARRARO	TM RACING FACTORY TEAM		235.4	5	234.9	3	234.4	16	233.4	4	232.9	13	234,2
20 JOSE JULIAN GARCIA	SIC58 SQUADRA CORSE		235.4	10	235.4	8	234.4	17	234.4	9	233.9	11	234,7
24 IVAN ORTOLA DIEZ	TEAM MTA		235.4	5	234.9	12	234.4	11	234.4	10	234.4	3	234,7
69 RAFFAELE FUSCO	TM RACING FACTORY TEAM		234.9	3	234.4	4	232.9	2	180.0	1			220,6
81 SENNA AGIUS	SIC58 SQUADRA CORSE		234.9	11	233.4	6	232.4	9	232.4	7	232.4	5	233,1
95 JOSE ANTONIO RUEDA	TEAM ESTRELLA GALICIA 0,0		234.9	17	233.4	14	233.4	7	233.4	2	232.9	15	233,6
96 DANIEL HOLGADO	ASPAR JUNIOR TEAM		234.4	12	231.9	3	230.9	9	230.5	14	230.5	10	231,6
17 DANIEL MUNOZ	AVATEL - CARDOSO RACING		233.9	10	233.9	8	233.9	7	233.4	16	233.4	3	233,7
29 BILL VAN EERDE	MT-FOUNDATION 77		233.9	6	233.4	2	232.9	4	231.9	9	231.4	10	232,7
32 TAKUMA MATSUYAMA	ASIA TALENT TEAM		233.9	11	232.9	12	232.4	5	231.9	17	231.4	13	232,5
58 LUCA LUNETTA	AC RACING TEAM		233.9	9	233.4	10	233.4	6	232.9	14	232.4	3	233,2
66 JOEL KELSO	AGR TEAM		233.9	6	233.4	7	231.9	3	228.5	5	227.1	4	231,0
84 ZONTA VD GOORBERGH	TEAM SUPER B		233.9	5	233.4	6	232.9	14	232.9	3	232.4	7	233,1
21 HARRISON VOIGHT	SIC58 SQUADRA CORSE		233.4	6	231.9	8	231.4	5	230.5	11	230.5	4	231,5
7 FILIPPO FARIOLI	LAGLISSE ACADEMY		231.9	4	228.1	2	226.7	3	226.2	9	225.3	14	227,6
57 SHO NISHIMURA	MT-FOUNDATION 77		231.9	4	230.9	3	230.5	2	194.6	1			222,0
13 MARCO TAPIA	LEOPARD IMPALA JUNIOR TEAM		230.9	4	230.5	9	230.5	3	230.5	2	229.5	16	230,4
45 CLEMENT ROUGE	LAGLISSE ACADEMY		230.5	2	230.5	3	226.2	4	183.9	1			217,8
38 DAVID SALVADOR GOMEZTM RACING FACTORY TEAM			229.5	10	229.5	7	229.5	4	228.1	14	228.1	11	228,9
19 ALESSANDRO MOROSI	LAGLISSE ACADEMY		228.5	2	225.7	5	225.3	11	225.3	10	225.3	8	226,0
31 EDDIE O'SHEA	BRITISH TALENT TEAM		226.7	11	226.7	4	226.2	10	225.7	14	225.7	12	226,2
77 MATTIA VOLPI	AGR TEAM		223.9	9	223.9	6	223.4	10	223.4	5	223.4	2	223,6



24 - 25 April

CIRCUITO DO ESTORIL

FIM CEV REPSOL 2021



# MOTO 3

## FIM CEV REPSOL CIRCUITO DO ESTORIL 2021

### RACE

#### Leader Sequence by Class

No	Rider	Team	Bike	Start Lap	End Lap	Laps	Total Laps
96	DANIEL HOLGADO	ASPAR JUNIOR TEAM	GASGAS	1	10	10	10
38	DAVID SALVADOR GOMEZ	TM RACING FACTORY TEAM	TM RACING	11	11	1	1
96	DANIEL HOLGADO	ASPAR JUNIOR TEAM	GASGAS	12	17	6	16





**Moto3**  
WORLD CHAMPIONSHIP

**Moto2**  
EUROPEAN CHAMPIONSHIP

HAWKERS  
**Talent**

24 - 25 April

CIRCUITO DO ESTORIL

FIM CEV REPSOL 2021



# MOTO 3

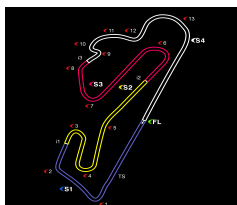
## FIM CEV REPSOL CIRCUITO DO ESTORIL 2021

### RACE

#### Fastest Lap Sequence

Elapsed	No Rider	Team	Bike	Class	Time	Kph	Lap
3:34.138	96 DANIEL HOLGADO	ASPAR JUNIOR TEAM	GASGAS		1:45.085	143.3	2
3:34.171	38 DAVID SALVADOR GOMEZ	TM RACING FACTORY TEAM	TM RACING		1:45.033	143.3	2
5:18.919	96 DANIEL HOLGADO	ASPAR JUNIOR TEAM	GASGAS		1:44.781	143.7	3
14:05.334	32 TAKUMA MATSUYAMA	ASIA TALENT TEAM	HONDA		1:44.742	143.7	8
15:50.196	20 JOSE JULIAN GARCIA	SIC58 SQUADRA CORSE	HONDA		1:44.675	143.8	9
15:50.252	64 DAVID MUÑOZ RODRIGUEZ	AVATEL - CARDOSO RACING	KTM		1:44.471	144.1	9





# MOTO 3

## FIM CEV REPSOL CIRCUITO DO ESTORIL 2021

### RACE

#### Analysis by lap

Lapped

No	Lap Time	Gap	No	Lap Time	Gap	No	Lap Time	Gap	No	Lap Time	Gap	No	Lap Time	Gap
<b>Lap 1</b>														
96	1:49.053	0.000	9	1:46.263	5.473	38	1:44.979	0.066	84	1:45.924	10.615	95	1:46.030	6.031
38	1:49.138	0.085	29	1:46.662	5.505	20	1:45.176	1.126	70	1:46.187	10.636	26	1:45.984	9.607
32	1:49.141	0.088	81	1:46.636	5.514	64	1:45.170	1.250	58	1:46.255	11.384	67	1:46.268	10.057
20	1:49.306	0.253	70	1:47.673	5.967	32	1:45.462	1.409	19	1:46.188	11.407	13	1:46.431	10.089
24	1:49.555	0.502	69	1:46.829	5.994	24	1:45.122	1.595	29	1:47.292	11.438	9	1:46.342	10.243
64	1:49.994	0.941	23	1:46.178	6.213	80	1:45.591	3.428	55	1:45.807	11.540	33	1:46.078	10.337
16	1:50.292	1.239	84	1:46.813	6.582	92	1:45.534	3.522	63	1:45.654	12.300	23	1:46.248	10.638
95	1:50.322	1.269	10	1:46.963	6.589	16	1:45.630	3.576	7	1:48.234	18.678	17	1:46.113	10.962
66	1:50.429	1.376	19	1:47.593	6.943	95	1:46.007	3.900	31	1:48.241	18.778	81	1:46.272	12.070
80	1:50.537	1.484	58	1:46.714	7.057	21	1:45.992	4.099	77	1:47.695	1:28.142	55	1:45.428	12.252
21	1:50.794	1.741	63	1:47.960	8.282	13	1:46.459	6.521	<b>Lap 6</b>					
92	1:50.994	1.941	57	1:48.538	8.286	67	1:46.502	6.527	96	1:44.959		70	1:46.297	13.140
17	1:51.459	2.406	55	1:46.979	8.434	17	1:46.769	6.727	38	1:44.971	0.103	29	1:45.889	13.147
67	1:51.637	2.584	7	1:47.187	8.568	26	1:46.582	6.747	32	1:45.179	1.658	84	1:46.075	13.280
45	1:52.200	3.147	31	1:48.503	9.895	45	1:46.711	6.834	20	1:45.164	1.695	63	1:45.703	13.464
70	1:52.432	3.379	77	1:48.420	1:19.014	66	1:46.952	6.947	64	1:45.120	1.845	58	1:46.103	13.492
13	1:52.570	3.517	<b>Lap 3</b>					33	1:46.396	7.378	19	1:47.449	14.953	
26	1:52.578	3.525	96	1:44.781		9	1:46.171	7.461	24	1:45.401	2.178	31	1:47.951	24.370
33	1:52.780	3.727	38	1:44.824	0.076	81	1:46.536	8.774	80	1:44.840	3.347	7	1:48.786	25.091
29	1:52.981	3.928	32	1:44.919	0.936	23	1:45.657	8.866	92	1:44.996	3.561	66	2:05.167	28.749
81	1:53.016	3.963	20	1:44.906	0.939	29	1:46.517	9.272	16	1:45.096	3.701	77	1:47.301	1:32.825
69	1:53.303	4.250	64	1:44.940	1.069	10	1:45.987	9.315	95	1:45.406	5.167	<b>Lap 8</b>		
9	1:53.348	4.295	24	1:44.938	1.462	70	1:46.416	9.575	21	1:45.575	5.372	96	1:45.396	
19	1:53.488	4.435	80	1:45.732	2.826	84	1:46.548	9.817	66	1:46.110	8.748	38	1:45.322	0.056
10	1:53.764	4.711	95	1:45.840	2.882	58	1:46.696	10.255	26	1:46.184	8.789	32	1:44.742	0.779
57	1:53.886	4.833	16	1:45.947	2.935	19	1:46.561	10.345	13	1:46.114	8.824	20	1:44.789	0.966
84	1:53.907	4.854	92	1:45.489	2.977	55	1:45.385	10.859	67	1:45.934	8.955	64	1:44.910	1.226
23	1:54.173	5.120	21	1:45.584	3.096	63	1:46.552	11.772	9	1:45.616	9.067	80	1:44.792	2.682
63	1:54.460	5.407	17	1:46.168	4.947	57	1:46.645	12.083	33	1:45.920	9.425	24	1:45.911	2.786
58	1:54.481	5.428	66	1:47.729	4.984	7	1:49.675	15.570	23	1:45.425	9.556	16	1:44.803	2.800
7	1:55.519	6.466	67	1:46.081	5.014	31	1:47.973	15.663	17	1:46.228	10.015	92	1:45.219	3.196
31	1:55.530	6.477	13	1:45.643	5.051	69	2:43.574	1:06.725	81	1:46.129	10.964	21	1:46.886	7.496
55	1:55.593	6.540	45	1:46.155	5.112	77	1:48.017	1:25.573	10	1:46.033	11.214	95	1:46.884	7.519
77	3:04.732	1:15.679	26	1:45.292	5.154	<b>Lap 5</b>					26	1:46.327	10.538	
<b>Lap 2</b>														
96	1:45.085		33	1:46.177	5.971	96	1:45.126		84	1:46.715	12.371	13	1:45.990	10.683
38	1:45.033	0.033	9	1:45.587	6.279	38	1:45.151	0.091	29	1:45.945	12.424	9	1:46.077	10.924
32	1:45.795	0.798	81	1:46.494	7.227	32	1:45.155	1.438	58	1:46.130	12.555	67	1:46.275	10.936
20	1:45.646	0.814	29	1:47.020	7.744	20	1:45.490	1.490	19	1:46.222	12.670	23	1:45.985	11.227
64	1:45.054	0.910	69	1:46.927	8.140	64	1:45.560	1.684	63	1:45.586	12.927	33	1:46.490	11.431
24	1:45.888	1.305	70	1:46.962	8.148	24	1:45.267	1.736	7	1:47.752	21.471	17	1:46.309	11.875
16	1:45.615	1.769	23	1:46.766	8.198	80	1:45.164	3.466	31	1:47.766	21.585	55	1:45.113	11.969
95	1:45.639	1.823	84	1:46.457	8.258	92	1:45.128	3.524	77	1:47.507	1:30.690	10	1:46.222	13.083
80	1:45.476	1.875	10	1:46.509	8.317	16	1:45.114	3.564	<b>Lap 7</b>					
66	1:45.745	2.036	58	1:46.272	8.548	95	1:45.946	4.720	96	1:45.166		81	1:46.844	13.518
92	1:45.413	2.269	19	1:46.611	8.773	21	1:45.783	4.756	38	1:45.193	0.130	29	1:45.967	13.718
21	1:45.637	2.293	63	1:46.708	10.209	26	1:45.943	7.564	32	1:44.941	1.433	70	1:46.169	13.913
17	1:46.239	3.560	57	1:46.922	10.427	66	1:45.776	7.597	20	1:45.044	1.573	84	1:46.042	13.926
67	1:46.215	3.714	55	1:46.810	10.463	13	1:46.274	7.669	64	1:45.033	1.712	63	1:46.009	14.077
45	1:45.676	3.738	7	1:47.097	10.884	67	1:46.579	7.980	24	1:45.259	2.271	58	1:46.778	14.874
13	1:45.757	4.189	31	1:47.565	12.679	9	1:46.075	8.410	80	1:45.105	3.286	19	1:46.502	16.059
33	1:45.933	4.575	77	1:48.312	1:22.545	33	1:46.212	8.464	24	1:45.033	1.712	31	1:47.806	26.780
26	1:46.203	4.643	<b>Lap 4</b>					17	1:47.145	8.746	7	1:47.924	27.619	
<b>Lap 3</b>														
96	1:44.989		23	1:45.350	9.090	23	1:45.350	9.090	92	1:44.978	3.373	66	2:04.947	48.300
<b>Lap 2</b>														
81	1:46.146	9.794	10	1:45.951	10.140	10	1:45.951	10.140	16	1:44.858	3.393	77	1:47.143	1:34.572



# MOTO 3 FIM CEV REPSOL CIRCUITO DO ESTORIL 2021 RACE

## Analysis by lap

Lapped  

No	Lap Time	Gap	No	Lap Time	Gap	No	Lap Time	Gap	No	Lap Time	Gap	No	Lap Time	Gap
<b>Lap 9</b>			10	1:46.794	15.947	55	1:45.156	12.792	80	1:44.970	0.414	<b>Lap 16</b>		
96	1:45.443		58	1:46.421	16.382	13	1:45.909	13.493	16	1:45.012	0.563	96	1:45.203	
38	1:45.478	0.091	81	1:47.066	16.465	67	1:45.977	13.511	24	1:45.545	2.748	38	1:45.526	0.420
32	1:44.843	0.179	84	1:46.925	16.504	23	1:46.281	13.782	92	1:45.594	2.807	80	1:45.836	0.901
20	1:44.675	0.198	19	1:46.668	18.835	33	1:45.638	14.692	21	1:46.246	11.076	20	1:45.546	0.984
64	1:44.471	0.254	31	1:47.506	31.604	17	1:46.161	15.035	26	1:45.552	11.551	16	1:45.932	1.042
80	1:45.457	2.696	7	1:50.761	35.226	63	1:45.761	15.950	55	1:45.333	11.684	32	1:46.684	1.500
16	1:45.447	2.804	77	1:47.150	1:37.703	29	1:46.491	17.611	9	1:45.451	12.173	64	1:46.033	1.506
92	1:45.700	3.453	<b>Lap 11</b>			70	1:46.467	17.752	95	1:46.539	13.134	24	1:45.650	2.959
24	1:46.259	3.602	38	1:45.409		84	1:46.151	17.778	23	1:46.595	15.119	92	1:45.512	2.971
21	1:46.491	8.544	96	1:45.704	0.191	10	1:46.611	17.855	63	1:45.781	15.321	21	1:46.085	12.551
95	1:46.674	8.750	20	1:45.689	0.240	58	1:46.672	18.269	67	1:46.776	15.322	26	1:46.032	12.656
26	1:45.884	10.979	32	1:45.244	0.305	81	1:46.782	19.710	33	1:46.451	15.542	55	1:46.288	12.811
9	1:45.844	11.325	64	1:45.512	0.416	19	1:46.481	21.710	13	1:47.165	15.795	9	1:46.087	13.190
23	1:45.995	11.779	80	1:45.009	1.798	31	1:48.624	37.344	17	1:46.364	15.889	63	1:45.639	15.969
67	1:46.354	11.847	16	1:45.078	1.936	7	1:47.357	39.667	70	1:46.738	19.333	33	1:45.847	16.482
33	1:46.036	12.024	92	1:45.335	2.930	<b>Lap 13</b>			84	1:46.523	19.339	95	1:47.840	16.558
13	1:46.999	12.239	24	1:45.318	3.016	96	1:45.492		29	1:46.765	19.346	67	1:46.019	16.980
55	1:45.763	12.289	21	1:46.071	9.277	32	1:45.241	0.012	10	1:47.013	19.621	17	1:45.997	17.013
17	1:46.324	12.756	95	1:47.047	11.288	38	1:45.274	0.071	58	1:46.647	20.100	23	1:46.379	17.234
29	1:46.252	14.527	26	1:45.699	11.328	64	1:45.296	0.220	81	1:46.898	21.834	13	1:46.353	17.769
10	1:46.927	14.567	9	1:45.944	12.072	20	1:45.763	0.563	19	1:46.396	23.714	84	1:47.065	22.365
70	1:46.299	14.769	23	1:46.013	12.833	80	1:45.274	1.464	31	1:48.044	41.941	29	1:47.119	22.422
81	1:46.738	14.813	67	1:46.107	12.866	16	1:45.273	1.571	7	1:47.060	42.460	70	1:47.077	22.461
63	1:46.314	14.948	13	1:45.601	12.916	24	1:45.661	3.223	<b>Lap 15</b>			58	1:46.833	22.689
84	1:46.510	14.993	55	1:45.895	12.968	92	1:45.635	3.233	96	1:45.756		10	1:47.057	23.019
58	1:45.944	15.375	17	1:46.333	14.206	21	1:46.544	10.850	32	1:45.567	0.019	81	1:47.372	25.578
19	1:46.965	17.581	33	1:46.713	14.386	26	1:45.826	12.019	38	1:45.744	0.097	19	1:46.370	25.644
31	1:48.175	29.512	63	1:45.676	15.521	55	1:45.071	12.371	80	1:45.610	0.268	31	1:47.864	47.113
7	1:47.703	29.879	29	1:46.545	16.452	95	1:46.057	12.615	16	1:45.506	0.313	7	1:47.961	47.115
77	1:46.838	1:35.967	10	1:46.142	16.576	9	1:45.551	12.742	20	1:46.141	0.641	<b>Lap 17</b>		
<b>Lap 10</b>			70	1:46.280	16.617	77	2:04.558	1 Lap	64	1:46.335	0.676	96	1:44.994	
96	1:45.414		58	1:46.060	16.929	23	1:46.254	14.544	24	1:45.520	2.512	38	1:44.769	0.195
20	1:45.280	0.064	84	1:45.968	16.959	67	1:46.547	14.566	92	1:45.611	2.662	80	1:45.107	1.014
38	1:45.427	0.104	81	1:47.308	18.260	13	1:46.649	14.650	21	1:46.349	11.669	16	1:45.026	1.074
64	1:45.577	0.417	19	1:47.239	20.561	33	1:45.911	15.111	55	1:45.798	11.726	64	1:44.914	1.426
32	1:45.809	0.574	31	1:47.961	34.052	17	1:46.002	15.545	26	1:46.032	11.827	32	1:45.452	1.958
80	1:45.020	2.302	7	1:47.929	37.642	63	1:45.102	15.560	9	1:45.889	12.306	20	1:46.744	2.734
16	1:44.981	2.371	77	1:47.455	1:39.645	29	1:46.482	18.601	95	1:46.543	13.921	24	1:45.849	3.814
92	1:45.069	3.108	<b>Lap 12</b>			70	1:46.355	18.615	63	1:45.968	15.533	92	1:45.844	3.821
24	1:45.023	3.211	96	1:45.141		10	1:46.265	18.628	33	1:46.052	15.838	26	1:46.258	13.920
21	1:45.589	8.719	32	1:45.290	0.263	84	1:46.550	18.836	23	1:46.695	16.058	55	1:46.214	14.031
95	1:46.418	9.754	38	1:45.621	0.289	58	1:46.696	19.473	67	1:46.598	16.164	21	1:46.627	14.184
26	1:45.577	11.142	20	1:45.384	0.292	81	1:46.738	20.956	17	1:46.086	16.219	9	1:46.524	14.720
9	1:45.730	11.641	64	1:45.332	0.416	19	1:47.120	23.338	13	1:46.580	16.619	63	1:45.935	16.910
67	1:45.839	12.272	80	1:45.216	1.682	31	1:48.065	39.917	84	1:46.920	20.503	33	1:45.928	17.416
23	1:45.968	12.333	16	1:45.186	1.790	7	1:47.245	41.420	29	1:46.916	20.506	95	1:45.963	17.527
55	1:45.711	12.586	24	1:45.370	3.054	<b>Lap 14</b>			70	1:47.010	20.587	17	1:46.167	18.186
13	1:46.003	12.828	92	1:45.492	3.090	96	1:46.020		58	1:46.715	21.059	67	1:46.692	18.678
33	1:46.576	13.186	21	1:45.853	9.798	64	1:45.897	0.097	10	1:47.300	21.165	13	1:45.958	18.733
17	1:46.044	13.386	26	1:45.689	11.685	38	1:46.058	0.109	81	1:47.331	23.409	23	1:46.496	18.736
63	1:45.824	15.358	95	1:46.094	12.050	32	1:46.216	0.208	19	1:46.519	24.477	29	1:47.327	24.755
29	1:46.307	15.420	9	1:45.943	12.683	20	1:45.713	0.256	7	1:47.653	44.357	70	1:47.305	24.772
70	1:46.495	15.850							31	1:48.267	44.452	84	1:47.407	24.778



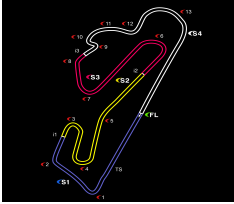




24 - 25 April

CIRCUITO DO ESTORIL

FIM CEV REPSOL 2021



# MOTO 3 FIM CEV REPSOL CIRCUITO DO ESTORIL 2021 RACE

## Analysis by lap

Lapped ■

No	Lap Time	Gap	No	Lap Time	Gap	No	Lap Time	Gap	No	Lap Time	Gap
10	1:47.007	25.032									
58	1:47.389	25.084									
81	1:47.120	27.704									
31	1:48.307	50.426									
7	1:48.431	50.552									
19	2:35.125	1:15.775									