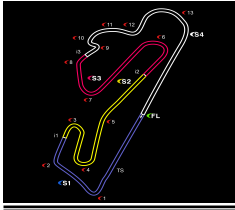




24 - 25 April

CIRCUITO DO ESTORIL

FIM CEV REPSOL 2021



# HAWKERS ETC

## FIM CEV REPSOL CIRCUITO DO ESTORIL

### RACE 2 (16 Laps, 66,9 km.)

### Classification

No	Rider	Nat	Team	Bike	Tires	Cl.	Laps	Total Time	Gap	Kph	Best Lap		
											Lap	Time	Kph
1	22 DAVID GARCIA ALMANSA	SPA	FINETWORK HAWKERS JUNIOR TEAM	HONDA	BRIDGES		16	29:00.236	-	138.4	16	1:47.846	139.6
2	54 ALBERTO FERRANDEZ	SPA	MT-FOUNDATION 77	HONDA	BRIDGES		16	29:00.242	+0.006	138.4	16	1:47.844	139.6
3	44 HUGO MILLAN	SPA	CUNA DE CAMPEONES	HONDA	BRIDGES		16	29:00.408	+0.172	138.4	8	1:47.804	139.7
4	28 MAXIMO MARTINEZ QUILES	SPA	TEAM HONDALAGLISSE	HONDA	BRIDGES		16	29:01.393	+1.157	138.3	10	1:47.594	139.9
5	10 ADRIAN CRUCES	SPA	CUNA DE CAMPEONE	HONDA	BRIDGES		16	29:01.412	+1.176	138.3	7	1:47.668	139.8
6	85 XABI ZURUTUZA	SPA	CUNA DE CAMPEONES	HONDA	BRIDGES		16	29:01.488	+1.252	138.3	12	1:47.499	140.0
7	27 RICO SALMELA	FIN	TEAM ESTRELLA GALICIA 0.0	HONDA	BRIDGES		16	29:01.511	+1.275	138.3	2	1:47.952	139.5
8	83 ALVARO CARPE RUIZ	SPA	MT-FOUNDATION 77	HONDA	BRIDGES		16	29:01.690	+1.454	138.3	14	1:47.861	139.6
9	95 MARCO MORELLI CHINCO	ARG	TEAM ESTRELLA GALICIA 0.0	HONDA	BRIDGES		16	29:02.208	+1.972	138.3	12	1:47.881	139.6
10	81 CESAR PARRILLA	SPA	FAU55 TEY RACING	HONDA	BRIDGES		16	29:02.245	+2.009	138.3	12	1:47.769	139.7
11	78 JOEL ESTEBAN RUIZ	SPA	IGAX TEAM	HONDA	BRIDGES		16	29:02.976	+2.740	138.2	7	1:48.004	139.4
12	18 ANGEL PIQUERAS GARCIA	SPA	TEAM ESTRELLA GALICIA 0.0	HONDA	BRIDGES		16	29:03.289	+3.053	138.2	12	1:47.727	139.8
13	66 PHILLIP TONN	GER	LIQUI MOLY INTACT SIC RACING TEAM	HONDA	BRIDGES		16	29:07.146	+6.910	137.9	8	1:47.906	139.5
14	24 GUILLEM PLANQUES	FRA	LARRESPORT	HONDA	BRIDGES		16	29:18.517	+18.281	137.0	4	1:48.455	138.8
15	19 POL SOLA	SPA	ASPAR JUNIOR TEAM	HONDA	BRIDGES		16	29:18.544	+18.308	137.0	6	1:48.541	138.7
16	87 ALEX GOURDON	FRA	LEOPARD IMPALA JUNIOR TEAM	HONDA	BRIDGES		16	29:18.546	+18.310	137.0	14	1:48.776	138.4
17	62 BLAI TRIAS MOLAS	SPA	ARTBOX	HONDA	BRIDGES		16	29:30.773	+30.537	136.0	5	1:49.066	138.0
18	89 DEMIS MIHAILA	ITA	TEAM HONDA LAGLISSE	HONDA	BRIDGES		16	29:30.775	+30.539	136.0	3	1:49.466	137.5
19	17 TORIN COLLINS	CAN	TEAM MTA	HONDA	BRIDGES		16	29:30.785	+30.549	136.0	6	1:49.661	137.3
20	43 AMANUEL BRINTON	GBR	IGAX TEAM	HONDA	BRIDGES		16	29:37.578	+37.342	135.5	2	1:49.986	136.9
21	93 GUIDO PINI	ITA	AC RACING TEAM	HONDA	BRIDGES		16	29:37.783	+37.547	135.5	9	1:49.908	137.0
22	20 OWEN VAN TRIGT	NED	LARRESPORT	HONDA	BRIDGES		16	29:38.267	+38.031	135.5	9	1:50.018	136.8
23	5 OLEG MAX PAWELEC	POL	WOJCIK JUNIOR RACING TEAM	HONDA	BRIDGES		16	29:38.275	+38.039	135.5	8	1:50.106	136.7
24	91 KOTARO UCHIUMI	JPN	FAU55 TEY RACING	HONDA	BRIDGES		16	29:38.555	+38.319	135.4	10	1:49.919	137.0
25	26 PAU ALSINA	SPA	ARTBOX	HONDA	BRIDGES		16	29:42.752	+42.516	135.1	2	1:49.919	137.0
26	73 GONCALO RIBEIRO	POR	LOUSAESTRADAS	HONDA	BRIDGES		16	29:45.548	+45.312	134.9	16	1:50.163	136.7
27	57 JOHNNY GARNES	GBR	KRP	HONDA	BRIDGES		16	30:17.662	+1:17.426	132.5	14	1:51.458	135.1
<b>Retired</b>													
21	RUCHÉ MOODLEY	RSA	FIFTY MOTORSPORT	HONDA	BRIDGES		14	25:56.241			7	1:49.212	137.9
31	ROBERTO GARCIA	SPA	AVATEL - CARDOSO RACING	HONDA	BRIDGES		12	21:48.286			8	1:47.548	140.0
51	BRIAN URIARTE DIEGO	SPA	TEAM ESTRELLA GALICIA 0.0	HONDA	BRIDGES		10	18:11.331			10	1:48.079	139.3
12	JACOB ROULSTONE	AUS	LEOPARD IMPALA JUNIOR TEAM	HONDA	BRIDGES		8	14:34.917			8	1:48.126	139.2
47	DODO BOGGIO	ITA	ASPAR JUNIOR TEAM	HONDA	BRIDGES		5	9:09.798			4	1:48.168	139.2
36	SHARUL SHARIL	MAL	LIQUI MOLY INTACT SIC RACING TEAM	HONDA	BRIDGES		5	9:10.253			4	1:48.326	139.0
37	COREY TINKER	GBR	SIC58 SQUADRA CORSE	HONDA	BRIDGES		2	3:49.577			2	1:49.976	136.9
16	ALESSANDRO SCIARRETTA	ITA	AC RACING	HONDA	BRIDGES		1	2:00.455					
67	CASEY O'GORMAN	IRL	CUNA DE CAMPEONES	HONDA	BRIDGES								
25	GONZALO PÉREZ ALVAREZ	SPA	FINETWORK HAWKERS JUNIOR TEAM	HONDA	BRIDGES								
84	THEO GOURDON	FRA	LEOPARD IMPALA JUNIOR TEAM	HONDA	BRIDGES								

Pole Position:

ALVARO CARPE RUIZ

Fastest Lap:

Lap12

XABI ZURUTUZA

1:47.499

140.0 Kph

Published at: .....

Track Status: **DRY**

Clerk of the course:

João Pedro Lima

Timekeeper:

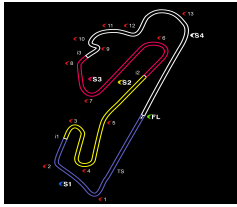




24 - 25 April

CIRCUITO DO ESTORIL

FIM CEV REPSOL 2021



# HAWKERS ETC

## FIM CEV REPSOL CIRCUITO DO ESTORIL 2021

### RACE 2 (16 Laps, 66,9 km.)

#### Official Starting Grid

	<b> 84 GOURDON. THEO</b> _____  38	<b> 93 PINI. GUIDO</b> _____  37
<b> 91 UCHIUMI. KOTARO</b> _____  36	<b> 37 TINKER. COREY</b> _____  35	<b> 26 ALSINA. PAU</b> _____  34
<b> 21 MOODLEY. RUCHÉ</b> _____  33	<b> 73 RIBEIRO. GONCALO</b> _____  32	<b> 89 MIHAILA. DEMIS</b> _____  31
<b> 16 SCIARRETTA. ALESSA</b> _____  30	<b> 17 COLLINS. TORIN</b> _____  29	<b> 20 VAN TRIGT. OWEN</b> _____  28
<b> 62 TRIAS MOLAS. BLAI</b> _____  27	<b> 57 GARNES. JOHNNY</b> _____  26	<b> 25 PÉREZ ALVAREZ. GON</b> _____  25
<b> 5 MAX PAWELEC. OLEG</b> _____  24	<b> 95 MORELLI CHINCO. MAI</b> _____  23	<b> 43 BRINTON. AMANUEL</b> _____  22
<b> 87 GOURDON. ALEX</b> _____  21	<b> 19 SOLA. POL</b> _____  20	<b> 47 BOGGIO. DODO</b> _____  19
<b> 51 URIARTE DIEGO. BRIA</b> _____  18	<b> 24 PLANQUES. GUILLEM</b> _____  17	<b> 81 PARRILLA. CESAR</b> _____  16
<b> 85 ZURUTUZA. XABI</b> _____  15	<b> 27 SALMELA. RICO</b> _____  14	<b> 36 SHARIL. SHARUL</b> _____  13
<b> 66 TONN. PHILLIP</b> _____  12	<b> 22 GARCIA ALMANSA. DA</b> _____  11	<b> 31 GARCIA. ROBERTO</b> _____  10
<b> 28 MARTINEZ QUILES. MA</b> _____  9	<b> 12 ROULSTONE. JACOB</b> _____  8	<b> 10 CRUCES. ADRIAN</b> _____  7
<b> 44 MILLAN. HUGO</b> _____  6	<b> 78 ESTEBAN RUIZ. JOEL</b> _____  5	<b> 67 O'GORMAN. CASEY</b> _____  4
<b> 54 FERRANDEZ. ALBERTO</b> _____  3	<b> 18 PIQUERAS GARCIA. AI</b> _____  2	<b> 83 CARPE RUIZ. ALVARO</b> _____  1

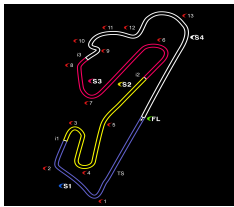
↓

**Pole**

**Clerk of the course:**

João Pedro Lima

**Timekeeper:**

# HAWKERS ETC

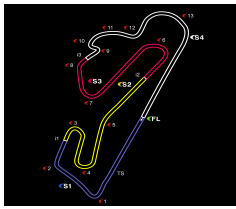
## FIM CEV REPSOL CIRCUITO DO ESTORIL 2021

### RACE 2

### Sector Analysis

— Invalidated Lap    ■ Personal Best    ■ Session Best    B Crossing the pit lane

Lap	Time	Sector 1	Sector 2	Sector 3	Sector 4	Elapsed	Lap	Time	Sector 1	Sector 2	Sector 3	Sector 4	Elapsed		
<b>5</b>	<b>OLEG MAX PAWELEC</b>						POL	2	1:49.781	22.761	27.486	25.346	<b>34.188</b>	3:47.792	
	WOJCIK JUNIOR RACING TEAM						HONDA	3	1:51.670	24.344	27.659	25.294	34.373	5:39.462	
1	1:57.703	29.391	28.236	25.636	34.440	1:57.703	4	1:50.295	<b>22.684</b>	27.638	25.187	34.789	7:29.757		
2	1:50.654	22.865	<b>27.266</b>	25.932	34.591	3:48.357	5	1:50.465	<b>22.878</b>	27.525	25.231	34.831	9:20.222		
3	1:50.675	23.232	27.558	25.470	34.415	5:39.032	6	<b>1:49.661</b>	22.693	27.445	25.265	34.258	11:09.883		
4	1:50.685	22.924	27.457	25.361	34.943	7:29.717	7	1:49.947	22.824	27.473	25.250	34.400	12:59.830		
5	1:50.554	23.056	27.669	<b>25.302</b>	34.527	9:20.271	8	1:49.952	22.689	27.421	25.594	34.248	14:49.782		
6	1:50.410	23.039	27.540	25.394	34.437	11:10.681	9	1:50.435	23.196	27.461	25.311	34.467	16:40.217		
7	1:50.225	22.958	27.496	25.430	34.341	13:00.906	10	1:49.741	22.843	27.365	<b>25.088</b>	34.445	18:29.958		
8	<b>1:50.106</b>	<b>22.831</b>	27.313	25.388	34.574	14:51.012	11	1:50.187	22.882	27.536	25.263	34.506	20:20.145		
9	1:50.797	22.972	27.407	25.721	34.697	16:41.809	12	1:50.073	22.793	<b>27.359</b>	25.297	34.624	22:10.218		
10	1:51.016	23.281	27.698	25.339	34.698	18:32.825	13	1:49.824	22.760	27.411	25.279	34.374	24:00.042		
11	1:51.525	23.404	27.626	25.780	34.715	20:24.350	14	1:50.409	22.966	27.483	25.301	34.659	25:50.451		
12	1:51.257	23.096	27.433	25.817	34.911	22:15.607	15	1:50.044	22.768	27.618	25.242	34.416	27:40.495		
13	1:51.082	23.121	27.819	25.651	34.491	24:06.689	16	1:50.290	23.007	27.524	25.276	34.483	29:30.785		
14	1:50.167	22.952	27.353	25.564	<b>34.298</b>	25:56.856									
15	1:50.506	22.894	27.461	25.495	34.656	27:47.362									
16	1:50.913	22.968	27.374	25.618	34.953	29:38.275									
<b>10</b>	<b>ADRIAN CRUCES</b>						SPA	<b>18</b>	<b>ANGEL PIQUERAS GARCIA</b>						SPA
	CUNA DE CAMPEONE						HONDA		TEAM ESTRELLA GALICIA 0,0						HONDA
1	1:53.482	26.915	27.051	25.408	34.108	1:53.482	1	1:53.421	26.543	27.379	25.512	33.987	1:53.421		
2	1:48.809	22.763	27.036	25.115	33.895	3:42.291	2	1:48.633	22.703	27.000	24.931	33.999	3:42.054		
3	1:48.696	22.777	26.858	25.167	33.894	5:30.987	3	1:49.252	22.959	26.999	25.238	34.056	5:31.306		
4	1:48.815	22.493	27.103	24.983	34.236	7:19.802	4	1:48.858	22.599	27.072	25.212	33.975	7:20.164		
5	1:48.509	22.428	26.918	25.064	34.099	9:08.311	5	1:48.252	22.722	26.910	24.923	<b>33.697</b>	9:08.416		
6	1:49.169	22.981	26.766	25.056	34.366	10:57.480	6	1:49.111	22.999	26.802	25.067	34.243	10:57.527		
7	<b>1:47.668</b>	<b>22.374</b>	<b>26.681</b>	<b>24.658</b>	33.955	12:45.148	7	1:48.848	22.964	26.714	25.196	33.974	12:46.375		
8	1:48.635	22.664	26.838	24.946	34.187	14:33.783	8	1:47.877	22.536	26.819	<b>24.695</b>	33.827	14:34.252		
9	1:48.308	22.476	26.812	25.182	33.838	16:22.091	9	1:48.015	22.577	<b>26.610</b>	24.953	33.875	16:22.267		
10	1:48.667	22.596	26.781	25.001	34.289	18:10.758	10	1:48.701	22.637	26.929	24.816	34.319	18:10.968		
11	1:48.567	22.964	26.821	24.833	33.949	19:59.325	11	1:49.118	23.146	27.086	25.101	33.785	20:00.086		
12	1:48.079	22.615	26.843	24.805	<b>33.816</b>	21:47.404	12	<b>1:47.727</b>	<b>22.232</b>	26.871	24.719	33.905	21:47.813		
13	1:48.240	22.597	26.746	24.749	34.148	23:35.644	13	1:48.343	22.465	26.871	24.811	34.196	23:36.156		
14	1:48.382	22.719	26.968	24.755	33.940	25:24.026	14	1:48.379	22.687	26.819	24.778	34.095	25:24.535		
15	1:48.889	22.601	26.869	25.222	34.197	27:12.915	15	1:48.192	22.483	26.690	25.083	33.936	27:12.727		
16	1:48.497	22.601	26.771	24.781	34.344	29:01.412	16	1:50.562	22.447	26.720	24.736	36.659	29:03.289		
<b>12</b>	<b>JACOB ROULSTONE</b>						AUS	<b>19</b>	<b>POL SOLA</b>						SPA
	LEOPARD IMPALA JUNIOR TEAM						HONDA		ASPAR JUNIOR TEAM						HONDA
1	1:54.440	26.841	27.232	25.861	34.506	1:54.440	1	1:56.437	28.511	27.188	26.117	34.621	1:56.437		
2	1:48.676	22.501	26.702	25.445	34.028	3:43.116	2	1:49.623	23.009	27.305	25.234	<b>34.075</b>	3:46.060		
3	1:48.823	22.618	26.873	<b>24.934</b>	34.398	5:31.939	3	1:52.645	25.764	27.291	25.319	34.271	5:38.705		
4	1:48.941	<b>22.407</b>	26.778	25.459	34.297	7:20.880	4	1:49.095	22.635	27.076	25.111	34.273	7:27.800		
5	1:48.277	22.421	26.820	25.202	<b>33.834</b>	9:09.157	5	1:48.901	22.534	26.932	25.196	34.239	9:16.701		
6	1:48.867	22.607	27.008	25.059	34.193	10:58.024	6	<b>1:48.541</b>	22.490	<b>26.899</b>	<b>24.994</b>	34.158	11:05.242		
7	1:48.767	22.762	26.958	24.984	34.063	12:46.791	7	1:49.061	22.459	27.075	25.015	34.512	12:54.303		
8	<b>1:48.126</b>	22.445	<b>26.670</b>	25.016	33.995	14:34.917	8	1:49.349	22.623	27.104	25.243	34.379	14:43.652		
<b>16</b>	<b>ALESSANDRO SCIARRETTA</b>						ITA	9	1:49.871	22.982	27.076	25.237	34.576	16:33.523	
	AC RACING						HONDA	10	1:49.257	<b>22.424</b>	27.133	25.049	34.651	18:22.780	
1	2:00.455	29.994	28.677	<b>26.816</b>	<b>34.968</b>	2:00.455	11	1:50.039	23.038	27.319	25.439	34.243	20:12.819		
<b>17</b>	<b>TORIN COLLINS</b>						CAN	12	1:49.226	22.603	27.042	25.025	34.556	22:02.045	
	TEAM MTA						HONDA	13	1:49.449	22.753	27.128	25.236	34.332	23:51.494	
1	1:58.011	29.538	28.389	25.529	34.555	1:58.011	14	1:48.859	22.592	26.989	25.026	34.252	25:40.353		
<b>20</b>	<b>OWEN VAN TRIGT</b>						NED	15	1:48.963	22.565	27.065	25.001	34.332	27:29.316	
	LARRESPORT						HONDA	16	1:49.228	22.854	27.015	25.216	34.143	29:18.544	
1	1:59.812	30.512	28.676	26.072	34.552	1:59.812									



# HAWKERS ETC

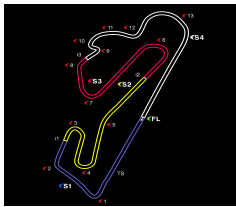
## FIM CEV REPSOL CIRCUITO DO ESTORIL 2021

### RACE 2

### Sector Analysis

— Invalidated Lap   ■ Personal Best   ■ Session Best   B Crossing the pit lane

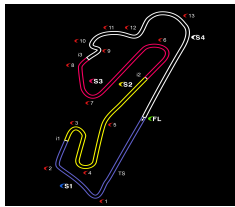
Lap	Time	Sector 1	Sector 2	Sector 3	Sector 4	Elapsed	Lap	Time	Sector 1	Sector 2	Sector 3	Sector 4	Elapsed
2	1:50.320	23.158	27.504	25.406	34.252	3:50.132	4	<b>1:48.455</b>	<b>22.401</b>	27.077	24.925	<b>34.052</b>	7:23.554
3	1:50.533	<b>22.773</b>	27.572	25.442	34.746	5:40.665	5	1:48.753	22.537	<b>27.019</b>	<b>24.826</b>	34.371	9:12.307
4	1:50.676	22.991	27.571	25.273	34.841	7:31.341	6	1:48.702	22.454	27.092	24.892	34.264	11:01.009
5	1:50.476	23.090	27.739	25.343	34.304	9:21.817	7	1:48.824	22.432	27.065	24.965	34.362	12:49.833
6	1:50.147	22.871	27.731	25.411	<b>34.134</b>	11:11.964	8	1:49.238	22.564	27.055	25.162	34.457	14:39.071
7	1:50.078	23.102	27.383	25.238	34.355	13:02.042	9	1:49.098	22.642	27.059	24.947	34.450	16:28.169
8	1:50.381	22.853	27.429	25.595	34.504	14:52.423	10	1:49.271	22.591	27.078	24.980	34.622	18:17.440
9	<b>1:50.018</b>	23.402	<b>27.302</b>	25.165	34.149	16:42.441	11	1:50.362	22.870	27.427	25.285	34.780	20:07.802
10	1:50.497	23.595	27.372	<b>25.105</b>	34.425	18:32.938	12	1:49.995	22.682	27.442	25.206	34.665	21:57.797
11	1:51.059	22.961	27.731	25.403	34.964	20:23.997	13	1:50.879	22.904	27.466	25.479	35.030	23:48.676
12	1:51.641	23.274	27.958	25.703	34.706	22:15.638	14	1:50.330	22.819	27.376	25.360	34.775	25:39.006
13	1:51.183	23.336	27.781	25.680	34.386	24:06.821	15	1:49.948	22.852	27.328	25.113	34.655	27:28.954
14	1:50.304	23.071	27.362	25.553	34.318	25:57.125	16	1:49.563	22.683	27.125	25.101	34.654	29:18.517
15	1:50.248	22.931	27.514	25.380	34.423	27:47.373	<b>26 PAU ALSINA</b> SPA						
16	1:50.894	23.283	27.429	25.389	34.793	29:38.267	ARTBOX HONDA						
<b>21 RUCHÉ MOODLEY</b> RSA							<b>1</b> 2:00.951 30.660 28.967 26.695 34.629 2:00.951						
FIFTY MOTORSPORT HONDA							<b>2</b> <b>1:49.919</b> 22.875 27.257 25.345 <b>34.442</b> 3:50.870						
1	2:02.682	29.830	28.543	29.197	35.112	2:02.682	3	1:51.026	22.912	27.458	25.678	34.978	5:41.896
2	1:51.242	23.341	27.761	25.661	34.479	3:53.924	4	1:51.748	22.952	28.284	25.663	34.849	7:33.644
3	1:50.488	22.836	27.500	25.486	34.666	5:44.412	5	1:50.607	22.868	27.430	25.546	34.763	9:24.251
4	1:50.100	22.853	27.384	25.445	34.418	7:34.512	6	1:49.988	22.933	<b>27.152</b>	25.306	34.597	11:14.239
5	1:49.654	22.602	27.150	25.443	34.459	9:24.166	7	1:50.223	22.949	27.205	<b>25.293</b>	34.776	13:04.462
6	1:49.483	22.707	27.114	25.238	34.424	11:13.649	8	1:50.651	22.997	27.480	25.468	34.706	14:55.113
7	<b>1:49.212</b>	22.667	<b>27.084</b>	<b>25.192</b>	<b>34.269</b>	13:02.861	9	1:50.930	22.925	27.386	25.538	35.081	16:46.043
8	1:49.723	22.580	27.090	25.517	34.536	14:52.584	10	1:51.204	23.124	27.460	25.625	34.995	18:37.247
9	1:49.342	<b>22.509</b>	27.133	25.246	34.454	16:41.926	11	1:51.097	22.983	27.514	25.740	34.860	20:28.344
10	1:50.853	22.900	27.350	25.520	35.083	18:32.779	12	1:50.524	22.915	27.351	25.503	34.755	22:18.868
11	1:51.305	23.531	27.605	25.482	34.687	20:24.084	13	1:50.621	<b>22.831</b>	27.316	25.626	34.848	24:09.489
12	1:51.145	23.042	27.391	25.737	34.975	22:15.229	14	1:50.579	22.919	27.371	25.373	34.916	26:00.068
13	1:50.739	23.288	27.364	25.371	34.716	24:05.968	15	1:50.382	22.867	27.354	25.348	34.813	27:50.450
14	1:50.273	22.873	27.332	25.271	34.797	25:56.241	16	1:52.302	24.307	27.449	25.582	34.964	29:42.752
<b>22 DAVID GARCIA ALMANSA</b> SPA							<b>27 RICO SALMELA</b> FIN						
FINETWORK HAWKERS JUNIOR TE HONDA							TEAM ESTRELLA GALICIA 0,0 HONDA						
1	1:55.417	27.591	27.856	25.591	34.379	1:55.417	1	1:55.365	27.846	27.395	25.377	34.747	1:55.365
2	1:48.056	22.633	26.695	24.848	33.880	3:43.473	2	<b>1:47.952</b>	22.185	26.855	24.827	34.085	3:43.317
3	1:48.765	22.506	27.093	25.000	34.166	5:32.238	3	1:49.323	22.761	27.168	24.964	34.430	5:32.640
4	1:47.913	<b>22.277</b>	26.789	25.126	<b>33.721</b>	7:20.151	4	1:48.420	22.274	26.837	25.227	34.082	7:21.060
5	1:48.069	22.405	<b>26.623</b>	24.839	34.202	9:08.220	5	1:49.702	22.430	26.698	26.271	34.303	9:10.762
6	1:48.675	22.468	27.042	25.099	34.066	10:56.895	6	1:48.144	22.582	26.871	24.844	<b>33.847</b>	10:58.906
7	1:48.120	22.386	26.869	24.931	33.934	12:45.015	7	1:48.039	22.343	26.737	25.076	33.883	12:46.945
8	1:48.354	22.529	26.908	24.858	34.059	14:33.369	8	1:48.042	22.148	26.770	25.240	33.884	14:34.987
9	1:48.425	22.382	26.909	25.199	33.935	16:21.794	9	1:48.299	22.311	26.784	24.985	34.219	16:23.286
10	1:48.666	22.301	26.980	25.352	34.033	18:10.460	10	1:48.375	22.651	26.858	24.929	33.937	18:11.661
11	1:48.510	22.462	26.991	24.864	34.193	19:58.970	11	1:48.577	22.762	26.949	24.899	33.967	20:00.238
12	1:48.313	22.824	26.857	<b>24.836</b>	33.796	21:47.283	12	1:48.119	<b>22.052</b>	26.841	25.212	34.014	21:48.357
13	1:48.324	22.368	26.880	24.851	34.225	23:35.607	13	1:47.970	22.226	26.774	24.931	34.039	23:36.327
14	1:48.273	22.339	26.983	24.958	33.993	25:23.880	14	1:48.445	22.718	<b>26.683</b>	24.972	34.072	25:24.772
15	1:48.510	22.777	26.751	24.867	34.115	27:12.390	15	1:48.457	22.366	26.690	25.111	34.290	27:13.229
16	<b>1:47.846</b>	22.417	26.692	24.884	33.853	29:00.236	16	1:48.282	22.552	26.764	<b>24.641</b>	34.325	29:01.511
<b>24 GUILLEM PLANQUES</b> FRA							<b>28 MAXIMO MARTINEZ QUILES</b> SPA						
LARRESPORT HONDA							TEAM HONDALAGLISSE HONDA						
1	1:56.499	28.618	27.386	25.492	35.003	1:56.499	1	1:54.231	27.448	27.363	25.224	34.196	1:54.231
2	1:49.453	22.768	27.265	25.067	34.353	3:45.952	2	1:48.531	22.360	26.793	25.231	34.147	3:42.762
3	1:49.147	22.734	27.076	25.072	34.265	5:35.099	3	1:48.658	22.520	26.992	25.131	34.015	5:31.420



# HAWKERS ETC FIM CEV REPSOL CIRCUITO DO ESTORIL 2021 RACE 2

## Sector Analysis

_ Invalidated Lap							■ Personal Best							■ Session Best							B Crossing the pit lane						
Lap	Time	Sector 1	Sector 2	Sector 3	Sector 4	Elapsed	Lap	Time	Sector 1	Sector 2	Sector 3	Sector 4	Elapsed	Lap	Time	Sector 1	Sector 2	Sector 3	Sector 4	Elapsed	Lap	Time	Sector 1	Sector 2	Sector 3	Sector 4	Elapsed
4	1:48.241	22.202	26.945	25.034	34.060	7:19.661	14	1:50.059	22.921	27.116	25.540	34.482	25:56.381														
5	1:48.513	22.354	26.969	24.802	34.388	9:08.174	15	1:50.642	22.853	27.266	25.677	34.846	27:47.023														
6	1:49.801	22.604	26.883	24.910	35.404	10:57.975	16	1:50.555	23.061	27.395	25.452	34.647	29:37.578														
7	1:48.552	22.604	26.854	25.014	34.080	12:46.527	<b>44 HUGO MILLAN</b> SPA							CUNA DE CAMPEONES HONDA													
8	1:48.208	22.245	27.010	24.972	33.981	14:34.735	1	1:53.675	27.276	27.198	25.255	33.946	1:53.675														
9	1:48.454	22.288	26.863	24.997	34.306	16:23.189	2	1:48.627	22.599	27.017	25.181	33.830	3:42.302														
10	1:47.594	22.253	26.846	24.742	33.753	18:10.783	3	1:48.814	22.846	27.078	25.056	33.834	5:31.116														
11	1:48.169	22.410	26.809	25.060	33.890	19:58.952	4	1:48.748	22.631	27.161	24.843	34.113	7:19.864														
12	1:48.244	22.454	26.952	24.789	34.049	21:47.196	5	1:48.483	22.401	26.902	24.729	34.451	9:08.347														
13	1:48.888	22.955	26.793	24.954	34.186	23:36.084	6	1:48.914	22.757	26.972	25.062	34.123	10:57.261														
14	1:48.813	22.623	26.803	25.021	34.366	25:24.897	7	1:48.637	23.023	26.819	24.949	33.846	12:45.898														
15	1:48.257	22.502	26.775	24.922	34.058	27:13.154	8	1:47.804	22.493	26.788	24.808	33.715	14:33.702														
16	1:48.239	22.208	26.668	24.814	34.549	29:01.393	9	1:48.120	22.408	26.935	25.004	33.773	16:21.822														
<b>31 ROBERTO GARCIA</b> SPA							<b>47 DODO BOGGIO</b> ITA							<b>51 BRIAN URIARTE DIEGO</b> SPA													
AVATEL - CARDOSO RACING HONDA							ASPAR JUNIOR TEAM HONDA							TEAM ESTRELLA GALICIA 0,0 HONDA													
1	1:54.504	27.309	27.397	25.492	34.306	1:54.504	1	1:55.304	28.077	27.355	25.265	34.607	1:55.304	1	1:55.166	27.215	27.539	25.569	34.843	1:55.166							
2	1:48.398	22.560	27.009	24.851	33.978	3:42.902	2	1:49.468	22.487	27.623	25.163	34.195	3:44.772	2	1:48.714	22.446	27.034	25.039	34.195	3:43.880							
3	1:49.155	22.447	27.295	25.078	34.335	5:32.057	3	1:48.521	22.347	26.967	25.156	34.051	5:33.293	3	1:48.946	22.361	27.262	24.885	34.438	5:32.826							
4	1:48.924	22.615	27.141	24.993	34.175	7:20.981	4	1:48.168	22.242	26.823	24.874	34.229	7:21.461	4	1:49.086	22.830	26.995	25.135	34.126	7:21.912							
5	1:47.902	22.124	27.004	24.869	33.905	9:08.883	5	1:48.337	22.283	27.059	25.145	33.850	9:09.798	5	1:48.238	22.037	27.103	24.988	34.110	9:10.150							
6	1:48.893	22.738	27.293	24.731	34.131	10:57.776								6	1:48.304	22.215	27.119	24.923	34.047	10:58.454							
7	1:48.152	22.625	27.040	24.761	33.726	12:45.928								7	1:48.290	22.364	26.888	24.946	34.092	12:46.744							
8	1:47.548	22.082	26.801	24.813	33.852	14:33.476								8	1:48.119	22.039	26.821	25.076	34.183	14:34.863							
9	1:48.497	22.462	27.007	24.704	34.324	16:21.973								9	1:48.389	22.243	26.941	24.760	34.445	16:23.252							
10	1:48.657	22.587	26.897	24.807	34.366	18:10.630								10	1:48.079	22.328	26.861	24.755	34.135	18:11.331							
11	1:48.996	22.812	26.938	25.027	34.219	19:59.626																					
12	1:48.660	22.482	27.024	25.228	33.926	21:48.286																					
<b>36 SHARUL SHARIL</b> MAL							<b>54 ALBERTO FERRANDEZ</b> SPA																				
LIQUI MOLY INTACT SIC RACING TI HONDA							MT-FOUNDATION 77 HONDA																				
1	1:55.859	28.250	27.352	25.294	34.963	1:55.859	1	1:53.277	26.709	27.228	25.191	34.149	1:53.277														
2	1:48.332	22.365	27.146	24.790	34.031	3:44.191	2	1:48.737	22.598	27.060	24.841	34.238	3:42.014														
3	1:48.634	22.274	27.179	24.859	34.322	5:32.825	3	1:48.721	22.683	27.080	24.846	34.112	5:30.735														
4	1:48.326	22.271	26.858	25.138	34.059	7:21.151	4	1:48.869	22.804	26.991	24.905	34.169	7:19.604														
5	1:49.102	22.554	27.205	25.273	34.070	9:10.253	5	1:48.674	22.867	26.821	25.052	33.934	9:08.278														
<b>37 COREY TINKER</b> GBR							<b>54 ALBERTO FERRANDEZ</b> SPA																				
SIC58 SQUADRA CORSE HONDA							MT-FOUNDATION 77 HONDA																				
1	1:59.601	30.508	28.442	25.951	34.700	1:59.601	1	1:53.277	26.709	27.228	25.191	34.149	1:53.277														
2	1:49.976	22.873	27.347	25.423	34.333	3:49.577	2	1:48.737	22.598	27.060	24.841	34.238	3:42.014														
<b>43 AMANUEL BRINTON</b> GBR							<b>54 ALBERTO FERRANDEZ</b> SPA																				
IGAX TEAM HONDA							MT-FOUNDATION 77 HONDA																				
1	1:58.392	29.658	28.514	25.576	34.644	1:58.392	3	1:48.721	22.683	27.080	24.846	34.112	5:30.735														
2	1:49.986	22.969	27.335	25.331	34.351	3:48.378	4	1:48.869	22.804	26.991	24.905	34.169	7:19.604														
3	1:50.298	22.891	27.283	25.543	34.581	5:38.676	5	1:48.674	22.867	26.821	25.052	33.934	9:08.278														
4	1:50.740	23.112	27.232	25.447	34.949	7:29.416	6	1:48.680	22.596	26.840	25.000	34.244	10:56.958														
5	1:50.622	22.949	27.301	25.460	34.912	9:20.038	7	1:48.080	22.422	26.771	24.784	34.103	12:45.038														
6	1:50.508	23.154	27.198	25.610	34.546	11:10.546	8	1:48.249	22.657	26.798	24.950	33.844	14:33.287														
7	1:50.215	22.941	27.120	25.437	34.717	13:00.761	9	1:48.753	22.561	26.908	25.261	34.023	16:22.040														
8	1:50.187	22.889	27.124	25.532	34.642	14:50.948	10	1:48.712	22.712	26.790	25.080	34.130	18:10.752														
9	1:50.565	23.014	27.310	25.638	34.603	16:41.513	11	1:48.228	22.584	26.782	24.796	34.066	19:58.980														
10	1:50.907	23.207	27.359	25.517	34.824	18:32.420																					
11	1:51.543	23.338	27.407	25.802	34.996	20:23.963																					
12	1:51.443	23.092	27.427	25.675	35.249	22:15.406																					
13	1:50.916	23.176	27.514	25.534	34.692	24:06.322																					



# HAWKERS ETC FIM CEV REPSOL CIRCUITO DO ESTORIL 2021 RACE 2

## Sector Analysis

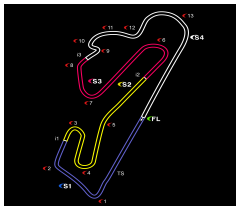
— Invalidated Lap   ■ Personal Best   ■ Session Best   B Crossing the pit lane

Lap	Time	Sector 1	Sector 2	Sector 3	Sector 4	Elapsed	Lap	Time	Sector 1	Sector 2	Sector 3	Sector 4	Elapsed
12	1:48.212	22.653	26.837	24.844	33.878	21:47.192	12	1:48.350	22.506	27.011	24.705	34.128	21:52.430
13	1:48.481	22.866	<b>26.721</b>	24.835	34.059	23:35.673	13	1:48.490	22.523	26.935	24.904	34.128	23:40.920
14	1:48.224	22.530	26.909	24.862	33.923	25:23.897	14	1:48.442	22.460	26.955	24.785	34.242	25:29.362
15	1:48.501	22.469	26.932	25.072	34.028	27:12.398	15	1:48.658	22.491	26.945	24.767	34.455	27:18.020
16	<b>1:47.844</b>	<b>22.246</b>	26.862	<b>24.652</b>	34.084	29:00.242	16	1:49.126	22.574	27.031	24.968	34.553	29:07.146

57 JOHNNY GARNESS							73 GONCALO RIBEIRO							
KRP							LOUSAESTRADAS							
GBR							POR							
HONDA							HONDA							
1	2:09.652	B	37.609	29.162	27.159	35.722	2:09.652	1	2:04.013	30.359	28.708	29.659	35.287	2:04.013
2	1:54.889		23.161	30.040	26.438	35.250	4:04.541	2	1:51.590	23.256	27.572	25.875	34.887	3:55.603
3	1:52.634		23.313	27.881	25.957	35.483	5:57.175	3	1:50.961	22.974	27.520	25.756	34.711	5:46.564
4	1:52.203		<b>23.051</b>	27.846	25.837	35.469	7:49.378	4	1:51.155	23.185	27.464	25.592	34.914	7:37.719
5	1:51.875		23.193	27.616	25.918	<b>35.148</b>	9:41.253	5	1:50.727	23.005	27.311	25.642	34.769	9:28.446
6	1:51.860		23.052	27.878	25.737	35.193	11:33.113	6	1:50.866	23.004	27.468	25.647	34.747	11:19.312
7	1:52.167		23.051	27.998	25.904	35.214	13:25.280	7	1:50.446	<b>22.922</b>	<b>27.281</b>	25.440	34.803	13:09.758
8	1:52.937		23.666	28.144	25.756	35.371	15:18.217	8	1:52.468	<b>22.827</b>	29.202	25.685	34.754	15:02.226
9	1:52.342		23.155	27.734	25.998	35.455	17:10.559	9	1:50.894	23.064	27.520	25.496	34.814	16:53.120
10	1:52.286		23.147	27.728	25.987	35.424	19:02.845	10	1:50.344	23.036	27.291	25.236	34.781	18:43.464
11	1:52.595		23.529	27.666	26.054	35.346	20:55.440	11	1:50.280	22.959	27.302	25.327	34.692	20:33.744
12	1:52.899		23.449	27.715	26.210	35.525	22:48.339	12	1:50.276	22.951	27.378	25.288	34.659	22:24.020
13	1:52.361		23.498	27.549	25.943	35.371	24:40.700	13	1:50.392	22.984	27.322	25.275	34.811	24:14.412
14	<b>1:51.458</b>		23.263	<b>27.480</b>	<b>25.537</b>	35.178	26:32.158	14	1:50.343	22.893	27.469	25.277	34.704	26:04.755
15	1:52.429		23.195	27.798	26.098	35.338	28:24.587	15	1:50.630	23.055	27.582	25.292	34.701	27:55.385
16	1:53.075		23.511	27.902	26.051	35.611	30:17.662	16	<b>1:50.163</b>	23.063	27.296	<b>25.176</b>	<b>34.628</b>	29:45.548

62 BLAI TRIAS MOLAS							78 JOEL ESTEBAN RUIZ							
ARTBOX							IGAX TEAM							
SPA							SPA							
HONDA							HONDA							
1	1:58.431		29.869	28.469	25.698	34.395	1:58.431	1	1:54.267	27.075	27.537	25.246	34.409	1:54.267
2	1:49.884		22.963	27.194	25.241	34.486	3:48.315	2	1:48.578	22.493	26.920	25.145	34.020	3:42.845
3	1:50.223		22.971	27.230	25.239	34.783	5:38.538	3	1:48.983	22.676	27.090	25.082	34.135	5:31.828
4	1:49.355		22.943	27.110	<b>25.037</b>	<b>34.265</b>	7:27.893	4	1:48.902	22.332	26.881	25.282	34.407	7:20.730
5	<b>1:49.066</b>		<b>22.637</b>	<b>27.019</b>	25.087	34.323	9:16.959	5	1:48.344	22.305	27.066	25.134	33.839	9:09.074
6	1:50.174		22.649	27.567	25.361	34.597	11:07.133	6	1:48.618	22.457	27.081	24.985	34.095	10:57.692
7	1:49.867		22.871	27.278	25.068	34.650	12:57.000	7	<b>1:48.004</b>	22.332	26.868	24.695	34.109	12:45.696
8	1:49.963		22.730	27.283	25.154	34.796	14:46.963	8	1:48.583	22.631	27.093	24.831	34.028	14:34.279
9	1:50.370		22.881	27.392	25.255	34.842	16:37.333	9	1:48.775	22.518	26.893	24.896	34.468	16:23.054
10	1:50.426		22.792	27.497	25.188	34.949	18:27.759	10	1:48.375	22.788	26.935	24.816	<b>33.836</b>	18:11.429
11	1:50.434		22.919	27.416	25.245	34.854	20:18.193	11	1:48.530	22.477	27.219	24.813	34.021	19:59.959
12	1:50.691		23.101	27.341	25.570	34.679	22:08.884	12	1:48.080	22.594	26.953	<b>24.647</b>	33.886	21:48.039
13	1:50.846		22.962	27.460	25.494	34.930	23:59.730	13	1:48.128	22.338	26.882	24.885	34.023	23:36.167
14	1:50.504		22.889	27.381	25.262	34.972	25:50.234	14	1:48.544	22.468	26.823	24.819	34.434	25:24.711
15	1:50.399		22.834	27.452	25.451	34.662	27:40.633	15	1:48.011	<b>22.211</b>	26.903	24.748	34.149	27:12.722
16	1:50.140		22.654	27.528	25.207	34.751	29:30.773	16	1:50.254	22.406	<b>26.670</b>	25.027	36.151	29:02.976

66 PHILLIP TONN							81 CESAR PARRILLA							
LIQUI MOLY INTACT SIC RACING TI							FAU55 TEY RACING							
GER							SPA							
HONDA							HONDA							
1	1:55.231		27.643	27.444	25.393	34.751	1:55.231	1	1:56.638	28.974	27.336	25.756	34.572	1:56.638
2	1:48.143		22.478	26.968	24.732	33.965	3:43.374	2	1:49.231	22.885	27.220	24.958	34.168	3:45.869
3	1:48.794		22.458	27.094	24.954	34.288	5:32.168	3	1:48.475	22.533	27.131	24.777	34.034	5:34.344
4	1:48.720		22.411	26.933	25.142	34.234	7:20.888	4	1:48.528	22.363	27.077	24.930	34.158	7:22.872
5	1:49.989		22.689	27.007	26.456	33.837	9:10.877	5	1:48.036	22.304	26.910	25.075	33.747	9:10.908
6	1:48.152		<b>22.157</b>	27.415	24.786	<b>33.794</b>	10:59.029	6	1:48.382	22.571	27.287	24.789	33.735	10:59.290
7	1:48.144		22.483	<b>26.894</b>	24.959	33.808	12:47.173	7	1:48.579	22.312	26.994	24.918	34.355	12:47.869
8	<b>1:47.906</b>		22.358	26.903	24.818	33.827	14:35.079	8	1:47.936	22.388	26.981	24.776	33.791	14:35.805
9	1:52.036		25.842	27.133	<b>24.676</b>	34.385	16:27.115	9	1:48.050	22.444	27.232	<b>24.664</b>	<b>33.710</b>	16:23.855
10	1:48.506		22.489	27.043	24.760	34.214	18:15.621	10	1:48.255	22.233	27.131	24.828	34.063	18:12.110
11	1:48.459		22.449	26.972	24.763	34.275	20:04.080	11	1:48.588	22.528	27.066	24.852	34.142	20:00.698



# HAWKERS ETC FIM CEV REPSOL CIRCUITO DO ESTORIL 2021 RACE 2

## Sector Analysis

— Invalidated Lap   ■ Personal Best   ■ Session Best   B Crossing the pit lane

Lap	Time	Sector 1	Sector 2	Sector 3	Sector 4	Elapsed	Lap	Time	Sector 1	Sector 2	Sector 3	Sector 4	Elapsed
12	1:47.769	22.201	26.889	24.788	33.891	21:48.467	12	1:49.158	22.814	27.040	24.921	34.383	22:02.080
13	1:48.061	22.202	27.067	24.685	34.107	23:36.528	13	1:49.749	23.009	27.131	25.427	34.182	23:51.829
14	1:48.524	22.711	26.994	24.769	34.050	25:25.052	14	1:48.776	22.560	27.129	25.121	33.966	25:40.605
15	1:48.481	22.609	26.962	24.856	34.054	27:13.533	15	1:48.840	22.667	27.059	25.042	34.072	27:29.445
16	1:48.712	22.484	27.015	24.762	34.451	29:02.245	16	1:49.101	22.565	26.994	25.124	34.418	29:18.546

83 ALVARO CARPE RUIZ SPA MT-FOUNDATION 77 HONDA						
1	1:53.247	26.354	27.437	25.424	34.032	1:53.247
2	1:48.824	22.780	26.953	25.314	33.777	3:42.071
3	1:48.780	22.783	26.971	25.129	33.897	5:30.851
4	1:49.069	22.569	27.087	25.503	33.910	7:19.920
5	1:48.642	22.829	26.828	25.044	33.941	9:08.562
6	1:49.071	22.814	27.048	24.969	34.240	10:57.633
7	1:48.036	22.536	26.758	24.821	33.921	12:45.669
8	1:48.523	22.474	26.697	25.055	34.297	14:34.192
9	1:48.933	22.401	26.770	25.114	34.648	16:23.125
10	1:48.227	22.520	26.953	24.787	33.967	18:11.352
11	1:48.606	22.939	26.917	24.936	33.814	19:59.958
12	1:49.172	22.686	26.839	26.091	33.556	21:49.130
13	1:48.158	22.357	26.739	25.301	33.761	23:37.288
14	1:47.861	22.454	26.736	24.875	33.796	25:25.149
15	1:48.207	22.423	26.774	24.979	34.031	27:13.356
16	1:48.334	22.544	26.889	24.806	34.095	29:01.690

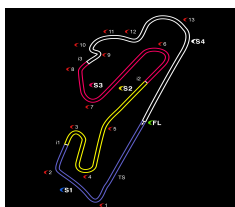
89 DEMIS MIHAILA ITA TEAM HONDA LAGLISSE HONDA						
1	1:57.293	29.442	27.714	25.519	34.618	1:57.293
2	1:49.666	22.760	27.291	25.311	34.304	3:46.959
3	1:49.466	22.661	27.267	25.248	34.290	5:36.425
4	1:50.095	22.720	27.264	25.531	34.580	7:26.520
5	1:50.611	22.962	27.472	25.622	34.555	9:17.131
6	1:50.020	22.548	27.590	25.443	34.439	11:07.151
7	1:50.718	23.048	27.363	25.748	34.559	12:57.869
8	1:50.218	22.753	27.348	25.510	34.607	14:48.087
9	1:49.970	22.812	27.326	25.371	34.461	16:38.057
10	1:50.159	22.841	27.298	25.347	34.673	18:28.216
11	1:50.018	22.796	27.461	25.399	34.362	20:18.234
12	1:50.679	22.797	27.461	25.555	34.866	22:08.913
13	1:50.832	23.225	27.478	25.392	34.737	23:59.745
14	1:50.633	23.083	27.373	25.301	34.876	25:50.378
15	1:50.395	23.107	27.515	25.445	34.328	27:40.773
16	1:50.002	22.559	27.401	25.327	34.715	29:30.775

85 XABI ZURUTUZA SPA CUNA DE CAMPEONES HONDA						
1	1:55.627	28.022	27.314	25.438	34.853	1:55.627
2	1:48.272	22.495	27.000	24.864	33.913	3:43.899
3	1:48.963	22.480	27.381	24.869	34.233	5:32.862
4	1:49.928	24.236	26.927	25.001	33.764	7:22.790
5	1:47.936	22.146	26.698	24.958	34.134	9:10.726
6	1:48.382	22.416	27.371	24.918	33.677	10:59.108
7	1:48.076	22.231	26.726	25.244	33.875	12:47.184
8	1:47.972	22.242	26.599	25.447	33.684	14:35.156
9	1:48.178	22.295	26.862	24.944	34.077	16:23.334
10	1:48.318	22.688	26.948	24.920	33.762	18:11.652
11	1:49.522	22.512	26.924	26.291	33.795	20:01.174
12	1:47.499	22.286	26.760	24.883	33.570	21:48.673
13	1:47.823	22.329	26.848	24.886	33.760	23:36.496
14	1:48.391	22.675	26.622	25.104	33.990	25:24.887
15	1:48.376	22.333	26.724	25.109	34.210	27:13.263
16	1:48.225	22.458	26.819	24.864	34.084	29:01.488

91 KOTARO UCHIUMI JPN FAU55 TEY RACING HONDA						
1	1:58.891	29.770	28.270	25.865	34.986	1:58.891
2	1:50.466	22.964	27.489	25.385	34.628	3:49.357
3	1:51.548	23.093	27.639	25.478	35.338	5:40.905
4	1:50.560	23.216	27.462	25.364	34.518	7:31.465
5	1:50.676	23.228	27.657	25.474	34.317	9:22.141
6	1:50.421	23.014	27.509	25.467	34.431	11:12.562
7	1:49.931	22.953	27.327	25.180	34.471	13:02.493
8	1:50.449	22.927	27.559	25.452	34.511	14:52.942
9	1:50.271	23.165	27.324	25.334	34.448	16:43.213
10	1:49.919	23.110	27.283	25.232	34.294	18:33.132
11	1:51.443	23.425	27.744	25.538	34.736	20:24.575
12	1:51.240	23.215	27.557	25.742	34.726	22:15.815
13	1:51.211	23.395	27.707	25.687	34.422	24:07.026
14	1:50.379	23.123	27.295	25.538	34.423	25:57.405
15	1:50.446	23.014	27.368	25.428	34.636	27:47.851
16	1:50.704	23.083	27.338	25.522	34.761	29:38.555

87 ALEX GOURDON FRA LEOPARD IMPALA JUNIOR TEAM HONDA						
1	1:56.594	29.078	27.474	25.475	34.567	1:56.594
2	1:49.266	22.767	27.140	24.916	34.443	3:45.860
3	1:49.750	23.062	26.998	25.165	34.525	5:35.610
4	1:48.969	22.666	27.012	24.963	34.328	7:24.579
5	1:50.113	22.860	27.216	25.183	34.854	9:14.692
6	1:50.608	23.121	27.342	25.415	34.730	11:05.300
7	1:49.051	22.796	27.107	25.015	34.133	12:54.351
8	1:49.349	22.830	27.151	25.127	34.241	14:43.700
9	1:49.879	22.841	27.226	25.355	34.457	16:33.579
10	1:49.230	22.735	27.080	24.939	34.476	18:22.809
11	1:50.113	22.881	27.311	25.280	34.641	20:12.922

93 GUIDO PINI ITA AC RACING TEAM HONDA						
1	1:59.611	30.474	28.237	26.027	34.873	1:59.611
2	1:50.600	23.146	27.357	25.367	34.730	3:50.211
3	1:50.480	22.958	27.372	25.095	35.055	5:40.691
4	1:50.698	23.085	27.520	25.280	34.813	7:31.389
5	1:50.467	23.094	27.547	25.238	34.588	9:21.856
6	1:50.037	22.884	27.421	25.153	34.579	11:11.893
7	1:50.229	23.037	27.313	25.178	34.701	13:02.122
8	1:50.332	22.952	27.318	25.359	34.703	14:52.454
9	1:49.908	22.960	27.257	25.044	34.647	16:42.362
10	1:50.433	22.769	27.283	25.413	34.968	18:32.795
11	1:51.278	23.343	27.496	25.438	35.001	20:24.073



# HAWKERS ETC

## FIM CEV REPSOL CIRCUITO DO ESTORIL 2021

### RACE 2

### Sector Analysis

— Invalidated Lap    ■ Personal Best    ■ Session Best    B Crossing the pit lane

Lap	Time	Sector 1	Sector 2	Sector 3	Sector 4	Elapsed	Lap	Time	Sector 1	Sector 2	Sector 3	Sector 4	Elapsed
12	1:51.434	23.225	27.538	25.575	35.096	22:15.507							
13	1:51.008	23.045	27.566	25.495	34.902	24:06.515							
14	1:50.145	22.795	27.338	25.355	34.657	25:56.660							
15	1:50.592	<b>22.704</b>	27.338	25.562	34.988	27:47.252							
16	1:50.531	22.829	27.478	25.391	34.833	29:37.783							

95 MARCO MORELLI CHINCO							ARG
TEAM ESTRELLA GALICIA 0,0							HONDA
1	1:56.191	28.821	27.222	25.207	34.941	1:56.191	
2	1:48.401	22.447	26.859	25.131	33.964	3:44.592	
3	1:48.581	<b>22.329</b>	27.064	25.096	34.092	5:33.173	
4	1:48.382	22.621	26.878	24.919	33.964	7:21.555	
5	1:48.633	22.621	27.003	25.106	33.903	9:10.188	
6	1:48.411	22.576	27.363	<b>24.707</b>	33.765	10:58.599	
7	1:48.440	22.499	26.857	25.243	33.841	12:47.039	
8	1:48.745	23.088	26.972	24.788	33.897	14:35.784	
9	1:48.027	22.466	27.078	24.752	<b>33.731</b>	16:23.811	
10	1:48.790	22.576	26.906	25.085	34.223	18:12.601	
11	1:48.176	22.581	26.914	24.718	33.963	20:00.777	
12	<b>1:47.881</b>	22.411	26.908	24.781	33.781	21:48.658	
13	1:49.076	22.574	<b>26.777</b>	25.652	34.073	23:37.734	
14	1:48.111	22.500	26.827	24.821	33.963	25:25.845	
15	1:48.068	22.508	26.782	24.843	33.935	27:13.913	
16	1:48.295	22.382	26.819	25.078	34.016	29:02.208	



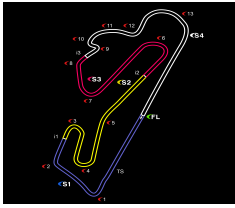




24 - 25 April

CIRCUITO DO ESTORIL

FIM CEV REPSOL 2021



# HAWKERS ETC

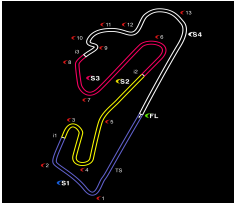
## FIM CEV REPSOL CIRCUITO DO ESTORIL 2021

### RACE 2

### Best Sector Times

Sector 1			Sector 2			Sector 3			Sector 4			Ideal Lap		Best Lap		
Pos	No	Rider	Time	No	Rider	Time	No	Rider	Time	No	Rider	Time	Pos	No	Lap	
1	51	B. URIARTE DIEGO	22.037	85	X. ZURUTUZA	26.599	27	R. SALMELA	24.641	83	A. CARPE RUIZ	33.556	1	85	1:47.179	1:47.499 (1)
2	27	R. SALMELA	22.052	18	A. PIQUERAS GARCIA	26.610	78	J. ESTEBAN RUIZ	24.647	85	X. ZURUTUZA	33.570	2	27	1:47.223	1:47.952 (13)
3	31	R. GARCIA	22.082	22	D. GARCIA ALMANSA	26.623	54	A. FERRANDEZ	24.652	18	A. PIQUERAS GARCIA	33.697	3	18	1:47.234	1:47.727 (5)
4	85	X. ZURUTUZA	22.146	28	M. MARTINEZ QUILES	26.668	10	A. CRUCES	24.658	81	C. PARRILLA	33.710	4	31	1:47.313	1:47.548 (2)
5	66	P. TONN	22.157	12	J. ROULSTONE	26.670	81	C. PARRILLA	24.664	44	H. MILLAN	33.715	5	78	1:47.364	1:48.004 (14)
6	81	C. PARRILLA	22.201	78	J. ESTEBAN RUIZ	26.670	66	P. TONN	24.676	22	D. GARCIA ALMANSA	33.721	6	28	1:47.365	1:47.594 (3)
7	28	M. MARTINEZ QUILES	22.202	10	A. CRUCES	26.681	44	H. MILLAN	24.681	31	R. GARCIA	33.726	7	83	1:47.397	1:47.861 (10)
8	78	J. ESTEBAN RUIZ	22.211	27	R. SALMELA	26.683	18	A. PIQUERAS GARCIA	24.695	95	M. MORELLI CHINCO	33.731	8	22	1:47.457	1:47.846 (9)
9	18	A. PIQUERAS GARCIA	22.232	83	A. CARPE RUIZ	26.697	31	R. GARCIA	24.704	28	M. MARTINEZ QUILES	33.753	9	54	1:47.463	1:47.844 (8)
10	47	D. BOGGIO	22.242	54	A. FERRANDEZ	26.721	95	M. MORELLI CHINCO	24.707	66	P. TONN	33.794	10	81	1:47.464	1:47.769 (6)
11	54	A. FERRANDEZ	22.246	44	H. MILLAN	26.776	28	M. MARTINEZ QUILES	24.742	10	A. CRUCES	33.816	11	44	1:47.521	1:47.804 (7)
12	36	S. SHARIL	22.255	95	M. MORELLI CHINCO	26.777	51	B. URIARTE DIEGO	24.755	12	J. ROULSTONE	33.834	12	66	1:47.521	1:47.906 (12)
13	22	D. GARCIA ALMANSA	22.277	31	R. GARCIA	26.801	83	A. CARPE RUIZ	24.787	78	J. ESTEBAN RUIZ	33.836	13	10	1:47.529	1:47.668 (4)
14	95	M. MORELLI CHINCO	22.329	51	B. URIARTE DIEGO	26.821	36	S. SHARIL	24.790	54	A. FERRANDEZ	33.844	14	95	1:47.544	1:47.881 (11)
15	44	H. MILLAN	22.349	47	D. BOGGIO	26.823	24	G. PLANQUES	24.826	27	R. SALMELA	33.847	15	51	1:47.660	1:48.079 (15)
16	83	A. CARPE RUIZ	22.357	36	S. SHARIL	26.858	22	D. GARCIA ALMANSA	24.836	47	D. BOGGIO	33.850	16	47	1:47.789	1:48.168 (17)
17	10	A. CRUCES	22.374	81	C. PARRILLA	26.889	85	X. ZURUTUZA	24.864	87	A. GOURDON	33.966	17	12	1:47.845	1:48.126 (16)
18	24	G. PLANQUES	22.401	66	P. TONN	26.894	47	D. BOGGIO	24.874	36	S. SHARIL	34.031	18	36	1:47.934	1:48.326 (18)
19	12	J. ROULSTONE	22.407	19	P. SOLA	26.899	87	A. GOURDON	24.916	51	B. URIARTE DIEGO	34.047	19	24	1:48.298	1:48.455 (19)
20	19	P. SOLA	22.424	87	A. GOURDON	26.994	12	J. ROULSTONE	24.934	24	G. PLANQUES	34.052	20	19	1:48.392	1:48.541 (20)
21	21	R. MOODLEY	22.509	24	G. PLANQUES	27.019	19	P. SOLA	24.994	19	P. SOLA	34.075	21	87	1:48.436	1:48.776 (21)
22	89	D. MIHAILA	22.548	62	B. TRIAS MOLAS	27.019	62	B. TRIAS MOLAS	25.037	20	O. VAN TRIGT	34.134	22	62	1:48.958	1:49.066 (22)
23	87	A. GOURDON	22.560	21	R. MOODLEY	27.084	93	G. PINI	25.044	17	T. COLLINS	34.188	23	21	1:49.054	1:49.212 (23)
24	62	B. TRIAS MOLAS	22.637	43	A. BRINTON	27.116	17	T. COLLINS	25.088	62	B. TRIAS MOLAS	34.265	24	20	1:49.314	1:50.018 (31)
25	17	T. COLLINS	22.681	26	P. ALSINA	27.152	20	O. VAN TRIGT	25.105	21	R. MOODLEY	34.269	25	17	1:49.316	1:49.661 (25)
26	93	G. PINI	22.704	93	G. PINI	27.257	73	G. RIBEIRO	25.176	89	D. MIHAILA	34.290	26	89	1:49.350	1:49.466 (24)
27	20	O. VAN TRIGT	22.773	89	D. MIHAILA	27.264	91	K. UCHIUMI	25.180	91	K. UCHIUMI	34.294	27	93	1:49.584	1:49.908 (26)
28	73	G. RIBEIRO	22.827	5	O. MAX PAWELEC	27.266	21	R. MOODLEY	25.192	5	O. MAX PAWELEC	34.298	28	43	1:49.651	1:49.986 (30)
29	5	O. MAX PAWELEC	22.831	73	G. RIBEIRO	27.281	89	D. MIHAILA	25.248	37	C. TINKER	34.333	29	91	1:49.684	1:49.919 (28)
30	26	P. ALSINA	22.831	91	K. UCHIUMI	27.283	26	P. ALSINA	25.293	43	A. BRINTON	34.351	30	5	1:49.697	1:50.106 (32)
31	43	A. BRINTON	22.853	20	O. VAN TRIGT	27.302	5	O. MAX PAWELEC	25.302	26	P. ALSINA	34.442	31	26	1:49.718	1:49.919 (27)
32	16	A. SCIARRETTA	22.857	37	C. TINKER	27.347	43	A. BRINTON	25.331	93	G. PINI	34.579	32	73	1:49.912	1:50.163 (33)
33	37	C. TINKER	22.873	17	T. COLLINS	27.359	37	C. TINKER	25.397	73	G. RIBEIRO	34.628	33	37	1:49.950	1:49.976 (29)
34	91	K. UCHIUMI	22.927	16	A. SCIARRETTA	27.449	57	J. GARNES	25.537	16	A. SCIARRETTA	34.968	34	57	1:51.216	1:51.458 (34)
35	57	J. GARNES	23.051	57	J. GARNES	27.480	16	A. SCIARRETTA	26.816	57	J. GARNES	35.148	35	16	1:52.090	





# HAWKERS ETC FIM CEV REPSOL CIRCUITO DO ESTORIL 2021 RACE 2

## Lap Chart

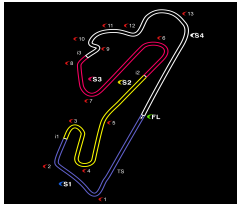
No	Pos	Grid	Lap															
			1	2	3	4	5	6	7	8	9	10	11	12	13	14	15	16
83	1	83	83	54	54	54	28	22	22	54	22	22	28	54	22	22	22	22
18	2	18	54	18	83	28	22	54	54	22	44	31	22	28	10	54	54	54
54	3	54	18	83	10	10	54	44	10	31	31	44	54	22	54	10	44	44
67	4	67	10	10	44	44	10	10	83	44	54	54	44	10	44	44	78	28
78	5	78	44	44	18	83	44	18	78	10	10	10	44	28	18	18	10	10
44	6	44	28	28	28	22	18	83	44	83	18	28	31	18	18	78	10	85
10	7	10	78	78	78	18	83	78	31	18	78	18	83	78	78	27	28	27
12	8	12	12	31	12	78	31	31	18	78	83	51	78	31	27	85	27	83
28	9	28	31	12	31	12	78	28	28	28	28	83	18	27	85	28	85	95
31	10	31	51	27	66	66	12	12	51	51	51	78	27	81	81	81	83	81
22	11	22	66	66	22	31	47	51	12	12	27	85	81	95	83	83	81	78
66	12	66	47	22	27	27	51	95	27	27	85	27	95	85	95	95	95	18
36	13	36	27	51	36	36	95	27	95	66	95	81	85	83	66	66	66	66
27	14	27	22	85	51	47	36	66	66	85	81	95	66	66	24	24	24	24
85	15	85	85	36	85	95	85	85	85	95	66	66	24	24	19	19	19	19
81	16	81	36	95	95	51	27	81	81	81	24	24	19	19	87	87	87	87
24	17	24	95	47	47	85	66	24	24	24	19	19	87	87	62	62	17	62
51	18	51	19	87	81	81	81	19	19	19	87	87	62	62	89	89	62	89
47	19	47	24	81	24	24	24	87	87	87	62	62	89	89	17	17	89	17
19	20	19	87	24	87	87	87	62	62	62	89	89	17	17	21	21	43	43
87	21	87	81	19	89	89	19	89	89	89	17	17	43	21	43	43	93	93
43	22	43	89	89	62	19	62	17	17	17	43	43	20	43	93	93	5	20
95	23	95	5	17	43	62	89	43	43	43	5	21	93	93	5	5	20	5
5	24	5	17	62	19	43	43	5	5	5	21	93	21	5	20	20	91	91
25	25	25	43	5	5	5	17	93	20	20	93	5	5	20	91	91	26	26
57	26	57	62	43	17	17	5	20	93	93	20	20	91	91	26	26	73	73
62	27	62	91	91	20	20	20	91	91	21	91	91	26	26	73	73	57	57
20	28	20	37	37	93	93	93	21	21	91	26	26	73	73	57	57		
17	29	17	93	20	91	91	91	26	26	26	73	73	57	57				
16	30	16	20	93	26	26	21	73	73	73	57	57						
89	31	89	16	26	21	21	26	57	57	57								
73	32	73	26	21	73	73	73											
21	33	21	21	73	57	57	57											
26	34	26	73	57														
37	35	37	57															
91	36	91																
93	37	93																
84	38	84																



24 - 25 April

CIRCUITO DO ESTORIL

FIM CEV REPSOL 2021



## HAWKERS ETC

### FIM CEV REPSOL CIRCUITO DO ESTORIL 2021

#### After RACE 2

#### Event maximum speed

No Rider	Team	Bike	Class	Top Speed	Lap	Session
95 MARCO MORELLI CHINCO	TEAM ESTRELLA GALICIA 0,0	HONDA		230.9	8	RACE 2
51 BRIAN URIARTE DIEGO	TEAM ESTRELLA GALICIA 0,0	HONDA		229.5	9	RACE 1
27 RICO SALMELA	TEAM ESTRELLA GALICIA 0,0	HONDA		228.5	8	RACE 2
85 XABI ZURUTUZA	CUNA DE CAMPEONES	HONDA		228.1	8	RACE 2
66 PHILLIP TONN	LIQUI MOLY INTACT SIC RACING TEAM	HONDA		227.1	6	RACE 2
28 MAXIMO MARTINEZ QUILES	TEAM HONDALAGLISSE	HONDA		226.7	13	RACE 1
36 SHARUL SHARIL	LIQUI MOLY INTACT SIC RACING TEAM	HONDA		224.8	6	RACE 1
43 AMANUEL BRINTON	IGAX TEAM	HONDA		224.8	4	QUALIFYING PRACTIC
47 DODO BOGGIO	ASPAR JUNIOR TEAM	HONDA		224.8	5	RACE 2
78 JOEL ESTEBAN RUIZ	IGAX TEAM	HONDA		224.8	8	RACE 1
87 ALEX GOURDON	LEOPARD IMPALA JUNIOR TEAM	HONDA		224.8	2	RACE 2
19 POL SOLA	ASPAR JUNIOR TEAM	HONDA		224.4	3	RACE 1
22 DAVID GARCIA ALMANSA	FINETWORK HAWKERS JUNIOR TEAM	HONDA		224.4	3	RACE 1
24 GUILLEM PLANQUES	LARRESPORT	HONDA		224.4	6	RACE 1
26 PAU ALSINA	ARTBOX	HONDA		224.4	8	RACE 1
54 ALBERTO FERRANDEZ	MT-FOUNDATION 77	HONDA		224.4	13	QUALIFYING PRACTIC
12 JACOB ROULSTONE	LEOPARD IMPALA JUNIOR TEAM	HONDA		223.9	2	RACE 2
83 ALVARO CARPE RUIZ	MT-FOUNDATION 77	HONDA		223.9	5	RACE 1
17 TORIN COLLINS	TEAM MTA	HONDA		223.4	2	RACE 1
31 ROBERTO GARCIA	AVATEL - CARDOSO RACING	HONDA		223.0	2	RACE 2
37 COREY TINKER	SIC58 SQUADRA CORSE	HONDA		223.0	3	RACE 2
81 CESAR PARRILLA	FAU55 TEY RACING	HONDA		223.0	10	RACE 2
10 ADRIAN CRUCES	CUNA DE CAMPEONE	HONDA		222.1	13	RACE 1
25 GONZALO PÉREZ ALVAREZ	FINETWORK HAWKERS JUNIOR TEAM	HONDA		222.1	2	RACE 1
18 ANGEL PIQUERAS GARCIA	TEAM ESTRELLA GALICIA 0,0	HONDA		221.6	12	RACE 2
44 HUGO MILLAN	CUNA DE CAMPEONES	HONDA		221.6	4	RACE 2
5 OLEG MAX PAWELEC	WOJCIK JUNIOR RACING TEAM	HONDA		221.6	5	RACE 1
21 RUCHÉ MOODLEY	FIFTY MOTORSPORT	HONDA		221.2	6	RACE 1
62 BLAI TRIAS MOLAS	ARTBOX	HONDA		221.2	16	QUALIFYING PRACTIC
91 KOTARO UCHIUMI	FAU55 TEY RACING	HONDA		221.2	14	RACE 2
20 OWEN VAN TRIGT	LARRESPORT	HONDA		220.8	3	RACE 1
67 CASEY O'GORMAN	CUNA DE CAMPEONES	HONDA		220.3	4	QUALIFYING PRACTIC
70 KRISTIAN DANIEL JR	AGR TEAM	HONDA		220.3	3	LAST CHANCE
89 DEMIS MIHAILA	TEAM HONDA LAGLISSE	HONDA		220.3	11	RACE 1
88 CLEMENT GIABBANI	EQUIPE DE FRANCE	HONDA		219.9	2	LAST CHANCE
57 JOHNNY GARNES	KRP	HONDA		219.4	2	RACE 1
93 GUIDO PINI	AC RACING TEAM	HONDA		218.6	3	RACE 2
16 ALESSANDRO SCIARRETTA	AC RACING	HONDA		218.1	2	RACE 2
42 CROS ALEXANDER FRANCIS	TEAM HONDALAGLISSE	HONDA		217.7	12	QUALIFYING PRACTIC
77 LÉANDRO QUINTANS SANS	FIRST BIKE ACADEMY	HONDA		217.3	2	LAST CHANCE
74 CARTER BROWN	KRP	HONDA		216.4	9	QUALIFYING PRACTIC
84 THEO GOURDON	LEOPARD IMPALA JUNIOR TEAM	HONDA		216.0	4	RACE 1
35 MATTS RUISBROEK	BRACKET OFFICIAL	HONDA		215.6	11	Free Practice 1 GR B
7 FLAVIO MASSIMO PICCOLO	TEAM HONDALAGLISSE	HONDA		215.6	8	LAST CHANCE
73 GONCALO RIBEIRO	LOUSAESTRADAS	HONDA		215.6	14	QUALIFYING PRACTIC
32 MARCOS LUDENA NAVARRO	H43 TEAMNOBBY	HONDA		215.2	3	LAST CHANCE
2 SPYROS FOURTHIOTIS	FIFTY MOTORSPORT	HONDA		214.7	3	LAST CHANCE
75 JUSTIN FOKKERT	TALENT TEAM OUDLEUSEN	HONDA		213.9	9	QUALIFYING PRACTIC
52 JEREMI WOJCIECHOWSKI	MOTORMANIA KIDZGP TEAM	HONDA		208.2	2	Free Practice 1 GR B

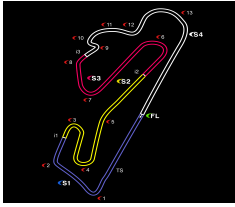




24 - 25 April

CIRCUITO DO ESTORIL

FIM CEV REPSOL 2021



# HAWKERS ETC

## FIM CEV REPSOL CIRCUITO DO ESTORIL 2021

### RACE 2

### Best Top Speed

No Rider	Team	Class	Top 1		Top 2		Top 3		Top 4		Top 5		Avg
			Kph	Lap	Kph	Lap	Kph	Lap	Kph	Lap	Kph	Lap	
95	MARCO MORELLI CHINCO	TEAM ESTRELLA GALICIA 0,0	230.9	8	228.1	5	226.2	4	224.4	2	223.9	3	226,7
51	BRIAN URIARTE DIEGO	TEAM ESTRELLA GALICIA 0,0	229.0	9	228.5	8	227.1	10	227.1	5	224.4	3	227,2
27	RICO SALMELA	TEAM ESTRELLA GALICIA 0,0	228.5	8	224.4	12	224.4	9	224.4	2	223.0	3	224,9
85	XABI ZURUTUZA	CUNA DE CAMPEONES	228.1	8	227.1	7	227.1	3	226.7	2	226.2	10	227,0
66	PHILLIP TONN	LIQUI MOLY INTACT SIC RACING TEAM	227.1	6	226.7	7	225.3	4	225.3	3	223.4	8	225,6
28	MAXIMO MARTINEZ QUILE	TEAM HONDALAGLISSE	225.7	10	225.3	15	225.3	9	224.8	7	223.9	16	225,0
47	DODO BOGGIO	ASPAR JUNIOR TEAM	224.8	5	223.4	3	222.1	2	221.6	4	174.0	1	213,2
78	JOEL ESTEBAN RUIZ	IGAX TEAM	224.8	15	224.8	5	224.8	4	223.4	6	223.0	13	224,2
87	ALEX GOURDON	LEOPARD IMPALA JUNIOR TEAM	224.8	2	219.4	16	219.4	4	217.7	5	217.3	15	219,7
22	DAVID GARCIA ALMANSA	FINETWORK HAWKERS JUNIOR TEAM	224.4	2	223.0	3	222.5	4	221.6	5	217.7	9	221,8
12	JACOB ROULSTONE	LEOPARD IMPALA JUNIOR TEAM	223.9	2	223.4	4	223.0	5	219.9	3	219.0	7	221,8
24	GUILLEM PLANQUES	LARRESPORT	223.9	2	223.0	5	222.1	4	220.3	6	219.9	3	221,8
36	SHARUL SHARIL	LIQUI MOLY INTACT SIC RACING TEAM	223.9	5	221.6	4	219.9	2	219.9	3	170.5	1	211,2
31	ROBERTO GARCIA	AVATEL - CARDOSO RACING	223.0	2	222.5	5	222.1	4	220.8	8	219.9	7	221,7
43	AMANUEL BRINTON	IGAX TEAM	223.0	3	221.2	7	220.3	9	219.9	8	219.9	5	220,9
81	CESAR PARRILLA	FAU55 TEY RACING	223.0	10	222.1	5	220.8	13	219.0	12	218.6	7	220,7
83	ALVARO CARPE RUIZ	MT-FOUNDATION 77	222.5	14	222.5	13	221.2	16	221.2	10	220.3	9	221,5
18	ANGEL PIQUERAS GARCIA	TEAM ESTRELLA GALICIA 0,0	221.6	12	221.2	9	218.1	4	217.3	8	216.0	5	218,8
19	POL SOLA	ASPAR JUNIOR TEAM	221.6	2	220.8	5	220.8	4	219.0	16	218.1	7	220,1
44	HUGO MILLAN	CUNA DE CAMPEONES	221.6	4	220.3	5	219.0	9	219.0	8	218.6	2	219,7
62	BLAI TRIAS MOLAS	ARTBOX	221.2	5	220.3	2	218.6	6	217.3	3	215.6	4	218,6
91	KOTARO UCHIUMI	FAU55 TEY RACING	221.2	14	219.0	15	217.7	2	217.3	9	216.4	4	218,3
20	OWEN VAN TRIGT	LARRESPORT	220.8	3	217.7	5	217.7	2	217.3	15	216.0	7	217,9
5	OLEG MAX PAWELEC	WOJCIK JUNIOR RACING TEAM	219.9	7	218.6	3	217.3	9	216.4	2	216.0	8	217,6
21	RUCHÉ MOODLEY	FIFTY MOTORSPORT	219.9	8	219.4	9	218.6	5	218.1	10	216.9	7	218,6
10	ADRIAN CRUCES	CUNA DE CAMPEONE	219.0	4	217.7	9	216.9	7	216.4	5	215.6	12	217,1
89	DEMIS MIHAILA	TEAM HONDA LAGLISSE	219.0	16	218.6	6	218.1	2	217.7	3	217.3	4	218,1
17	TORIN COLLINS	TEAM MTA	218.6	4	218.6	2	216.4	3	215.6	6	214.7	5	216,8
26	PAU ALSINA	ARTBOX	218.6	2	218.1	3	216.4	6	215.6	7	215.6	4	216,9
93	GUIDO PINI	AC RACING TEAM	218.6	3	216.4	5	215.6	8	215.6	4	215.2	2	216,3
37	COREY TINKER	SIC58 SQUADRA CORSE	218.1	2	180.3	1							199,2
54	ALBERTO FERRANDEZ	MT-FOUNDATION 77	218.1	2	215.6	10	214.7	12	214.7	6	213.1	14	215,2
73	GONCALO RIBEIRO	LOUSAESTRADAS	214.3	3	213.1	4	213.1	2	210.6	8	209.8	16	212,2
57	JOHNNY GARNESS	KRP	213.5	3	213.1	2	212.3	4	211.8	6	210.6	8	212,3
16	ALESSANDRO SCIARRETTAC	RACING	178.0	1									178,0
25	GONZALO PÉREZ ALVARE	FINETWORK HAWKERS JUNIOR TEAM											
67	CASEY O'GORMAN	CUNA DE CAMPEONES											
84	THEO GOURDON	LEOPARD IMPALA JUNIOR TEAM											

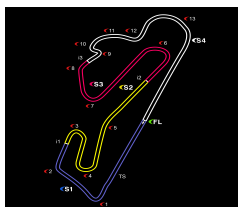




24 - 25 April

CIRCUITO DO ESTORIL

FIM CEV REPSOL 2021



# HAWKERS ETC

## FIM CEV REPSOL CIRCUITO DO ESTORIL 2021

### RACE 2

#### Leader Sequence by Class

No	Rider	Team	Bike	Start Lap	End Lap	Laps	Total Laps
83	ALVARO CARPE RUIZ	MT-FOUNDATION 77	HONDA	1	1	1	1
54	ALBERTO FERRANDEZ	MT-FOUNDATION 77	HONDA	2	4	3	3
28	MAXIMO MARTINEZ QUILES	TEAM HONDALAGLISSE	HONDA	5	5	1	1
22	DAVID GARCIA ALMANSA	FINETWORK HAWKERS JUNIOR TEAI HONDA	HONDA	6	7	2	2
54	ALBERTO FERRANDEZ	MT-FOUNDATION 77	HONDA	8	8	1	4
22	DAVID GARCIA ALMANSA	FINETWORK HAWKERS JUNIOR TEAI HONDA	HONDA	9	10	2	4
28	MAXIMO MARTINEZ QUILES	TEAM HONDALAGLISSE	HONDA	11	11	1	2
54	ALBERTO FERRANDEZ	MT-FOUNDATION 77	HONDA	12	12	1	5
22	DAVID GARCIA ALMANSA	FINETWORK HAWKERS JUNIOR TEAI HONDA	HONDA	13	16	4	8

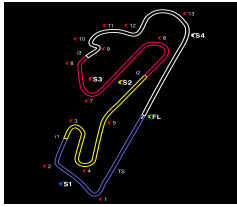




24 - 25 April

CIRCUITO DO ESTORIL

FIM CEV REPSOL 2021



# HAWKERS ETC

## FIM CEV REPSOL CIRCUITO DO ESTORIL 2021

### RACE 2

#### Fastest Lap Sequence

Elapsed	No Rider	Team	Bike	Class	Time	Kph	Lap
3:42.014	<b>54</b> ALBERTO FERRANDEZ	MT-FOUNDATION 77	HONDA		<b>1:48.737</b>	138.5	2
3:42.054	<b>18</b> ANGEL PIQUERAS GARCIA	TEAM ESTRELLA GALICIA 0,0	HONDA		<b>1:48.633</b>	138.6	2
3:42.302	<b>44</b> HUGO MILLAN	CUNA DE CAMPEONES	HONDA		<b>1:48.627</b>	138.6	2
3:42.762	<b>28</b> MAXIMO MARTINEZ QUILES	TEAM HONDALAGLISSE	HONDA		<b>1:48.531</b>	138.7	2
3:42.902	<b>31</b> ROBERTO GARCIA	AVATEL - CARDOSO RACING	HONDA		<b>1:48.398</b>	138.9	2
3:43.317	<b>27</b> RICO SALMELA	TEAM ESTRELLA GALICIA 0,0	HONDA		<b>1:47.952</b>	139.5	2
7:20.151	<b>22</b> DAVID GARCIA ALMANSA	FINETWORK HAWKERS JUNIOR TEAM	HONDA		<b>1:47.913</b>	139.5	4
9:08.883	<b>31</b> ROBERTO GARCIA	AVATEL - CARDOSO RACING	HONDA		<b>1:47.902</b>	139.5	5
12:45.148	<b>10</b> ADRIAN CRUCES	CUNA DE CAMPEONE	HONDA		<b>1:47.668</b>	139.8	7
14:33.476	<b>31</b> ROBERTO GARCIA	AVATEL - CARDOSO RACING	HONDA		<b>1:47.548</b>	140.0	8
21:48.673	<b>85</b> XABI ZURUTUZA	CUNA DE CAMPEONES	HONDA		<b>1:47.499</b>	140.0	12





# HAWKERS ETC

## FIM CEV REPSOL CIRCUITO DO ESTORIL 2021

### RACE 2

#### Analysis by lap

Lapped

No	Lap Time	Gap	No	Lap Time	Gap	No	Lap Time	Gap	No	Lap Time	Gap	No	Lap Time	Gap
<b>Lap 1</b>														
83	1:53.247	0.000	87	1:49.266	3.846	28	1:48.241	0.057	89	1:50.611	8.957	51	1:48.290	1.729
54	1:53.277	0.030	81	1:49.231	3.855	10	1:48.815	0.198	43	1:50.622	11.864	12	1:48.767	1.776
18	1:53.421	0.174	24	1:49.453	3.938	44	1:48.748	0.260	17	1:50.465	12.048	27	1:48.039	1.930
10	1:53.482	0.235	19	1:49.623	4.046	83	1:49.069	0.316	5	1:50.554	12.097	95	1:48.440	2.024
44	1:53.675	0.428	89	1:49.666	4.945	22	1:47.913	0.547	20	1:50.476	13.643	66	1:48.144	2.158
28	1:54.231	0.984	17	1:49.781	5.778	18	1:48.858	0.560	93	1:50.467	13.682	85	1:48.076	2.169
78	1:54.267	1.020	62	1:49.884	6.301	78	1:48.902	1.126	91	1:50.676	13.967	81	1:48.579	2.854
12	1:54.440	1.193	5	1:50.654	6.343	12	1:48.941	1.276	21	1:49.654	15.992	24	1:48.824	4.818
31	1:54.504	1.257	43	1:49.986	6.364	66	1:48.720	1.284	26	1:50.607	16.077	19	1:49.061	9.288
51	1:55.166	1.919	91	1:50.466	7.343	31	1:48.924	1.377	73	1:50.727	20.272	87	1:49.051	9.336
66	1:55.231	1.984	37	1:49.976	7.563	27	1:48.420	1.456	57	1:51.875	33.079	62	1:49.867	11.985
47	1:55.304	2.057	20	1:50.320	8.118	36	1:48.326	1.547	<b>Lap 6</b>					
27	1:55.365	2.118	93	1:50.600	8.197	47	1:48.168	1.857	22	1:48.675		17	1:49.947	14.815
22	1:55.417	2.170	26	1:49.919	8.856	95	1:48.382	1.951	54	1:48.680	0.063	43	1:50.215	15.746
85	1:55.627	2.380	21	1:51.242	11.910	51	1:49.086	2.308	44	1:48.914	0.366	5	1:50.225	15.891
36	1:55.859	2.612	73	1:51.590	13.589	85	1:49.928	3.186	10	1:49.169	0.585	20	1:50.078	17.027
95	1:56.191	2.944	57	1:54.889	22.527	81	1:48.528	3.268	18	1:49.111	0.632	93	1:50.229	17.107
19	1:56.437	3.190	<b>Lap 3</b>					24	1:48.455	3.950	91	1:49.931	17.478	
24	1:56.499	3.252	54	1:48.721		87	1:48.969	4.975	18	1:49.071	0.738	21	1:49.212	17.846
87	1:56.594	3.347	83	1:48.780	0.116	89	1:50.095	6.916	78	1:48.618	0.797	26	1:50.223	19.447
81	1:56.638	3.391	10	1:48.696	0.252	19	1:49.095	8.196	31	1:48.893	0.881	73	1:50.446	24.743
89	1:57.293	4.046	44	1:48.814	0.381	62	1:49.355	8.289	28	1:49.801	1.080	57	1:52.167	40.265
5	1:57.703	4.456	18	1:49.252	0.571	43	1:50.740	9.812	12	1:48.867	1.129	<b>Lap 8</b>		
17	1:58.011	4.764	28	1:48.658	0.685	5	1:50.685	10.113	51	1:48.304	1.559	54	1:48.249	
43	1:58.392	5.145	78	1:48.983	1.093	17	1:50.295	10.153	95	1:48.411	1.704	22	1:48.354	0.082
62	1:58.431	5.184	12	1:48.823	1.204	20	1:50.676	11.737	27	1:48.144	2.011	31	1:47.548	0.189
91	1:58.891	5.644	31	1:49.155	1.322	93	1:50.698	11.785	66	1:48.152	2.134	44	1:47.804	0.415
37	1:59.601	6.354	66	1:48.794	1.433	91	1:50.560	11.861	85	1:48.382	2.213	10	1:48.635	0.496
93	1:59.611	6.364	22	1:48.765	1.503	26	1:51.748	14.040	24	1:48.702	4.114	83	1:48.523	0.905
20	1:59.812	6.565	27	1:49.323	1.905	21	1:50.100	14.908	19	1:48.541	8.347	18	1:47.877	0.965
16	2:00.455	7.208	36	1:48.634	2.090	73	1:51.155	18.115	87	1:50.608	8.405	78	1:48.583	0.992
26	2:00.951	7.704	51	1:48.946	2.091	57	1:52.203	29.774	62	1:50.174	10.238	28	1:48.208	1.448
21	2:02.682	9.435	85	1:48.963	2.127	<b>Lap 5</b>					51	1:48.119	1.576	
73	2:04.013	10.766	95	1:48.581	2.438	28	1:48.513		17	1:49.661	12.988	12	1:48.126	1.630
57	2:09.652	16.405	47	1:48.521	2.558	22	1:48.069	0.046	43	1:50.508	13.651	27	1:48.042	1.700
<b>Lap 2</b>														
54	1:48.737		81	1:48.475	3.609	54	1:48.674	0.104	5	1:50.410	13.786	66	1:47.906	1.792
18	1:48.633	0.040	24	1:49.147	4.364	10	1:48.509	0.137	93	1:50.037	14.998	85	1:47.972	1.869
83	1:48.824	0.057	87	1:49.750	4.875	44	1:48.483	0.173	20	1:50.147	15.069	10	1:48.635	0.496
10	1:48.809	0.277	89	1:49.466	5.690	18	1:48.252	0.242	91	1:50.421	15.667	83	1:48.523	0.905
44	1:48.627	0.288	62	1:50.223	7.803	83	1:48.642	0.388	21	1:49.483	16.754	18	1:47.877	0.965
28	1:48.531	0.748	43	1:50.298	7.941	31	1:47.902	0.709	26	1:49.988	17.344	78	1:48.583	0.992
78	1:48.578	0.831	19	1:52.645	7.970	78	1:48.344	0.900	73	1:50.866	22.417	28	1:48.208	1.448
31	1:48.398	0.888	5	1:50.675	8.297	12	1:48.277	0.983	57	1:51.860	36.218	51	1:48.119	1.576
12	1:48.676	1.102	17	1:51.670	8.727	47	1:48.337	1.624	89	1:50.020	10.256	12	1:48.126	1.630
27	1:47.952	1.303	20	1:50.533	9.930	51	1:48.238	1.976	17	1:49.661	12.988	27	1:48.042	1.700
66	1:48.143	1.360	93	1:50.480	9.956	95	1:48.633	2.014	43	1:50.508	13.651	66	1:47.906	1.792
22	1:48.056	1.459	91	1:51.548	10.170	36	1:49.102	2.079	5	1:50.410	13.786	85	1:47.972	1.869
51	1:48.714	1.866	26	1:51.026	11.161	85	1:47.936	2.552	93	1:50.037	14.998	95	1:48.745	2.497
85	1:48.272	1.885	21	1:50.488	13.677	27	1:49.702	2.588	20	1:50.147	15.069	81	1:47.936	2.518
36	1:48.332	2.177	73	1:50.961	15.829	66	1:49.989	2.703	91	1:50.421	15.667	12	1:48.126	1.630
95	1:48.401	2.578	57	1:52.634	26.440	81	1:48.036	2.734	21	1:49.483	16.754	27	1:48.042	1.700
47	1:49.468	2.758	<b>Lap 4</b>					44	1:48.637	0.883	66	1:47.906	1.792	
<b>Lap 3</b>														
54	1:48.869		87	1:48.753	4.133	24	1:48.753	4.133	78	1:48.004	0.681	85	1:47.972	1.869
<b>Lap 2</b>														
19	1:48.901	8.527	19	1:50.113	6.518	18	1:48.848	1.360	44	1:48.637	0.883	95	1:48.745	2.497
<b>Lap 1</b>														
62	1:49.066	8.785	62	1:49.066	8.785	28	1:48.552	1.512	31	1:48.152	0.913	81	1:47.936	2.518
<b>Lap 7</b>														
22	1:48.120		28	1:48.552	1.512	28	1:48.552	1.512	18	1:48.152	0.913	24	1:49.238	5.784
54	1:48.080	0.023	<b>Lap 6</b>											
10	1:47.668	0.133	<b>Lap 5</b>											
83	1:48.036	0.654	<b>Lap 4</b>											
78	1:48.004	0.681	<b>Lap 3</b>											
44	1:48.637	0.883	<b>Lap 2</b>											
31	1:48.152	0.913	<b>Lap 1</b>											
18	1:48.848	1.360	<b>Lap 1</b>											
28	1:48.552	1.512	<b>Lap 1</b>											



