






Sunday Race 9

Daytona Intl. Speedway October 17 - 18 Provisional Results for FL, MA, SE, NL, M

















Expert SuperBike Middleweight

Table with 5 columns: P, L, Plate, Rider, Bike, Home Town, and Sponsor/Support. Contains 21 rows of rider data including names like Joseph LiMandri Jr, Gary Yancoskie, Arnold Hastings, Jeff Schoff, etc.

22 2 37  Stefano Mesa  600 Nashville, NC  Pirelli Tires, Thermosman Suspension, SI
 DI, Shoei Helmets, SBS Brakes, Orient Express, K-Tech Suspension, One-X Custom Suits, Graves Motorsports, Evol
 Technology, Core Moto, Drrippin Wet Decals, Carbonini, Hustle Racing, Vortex Racing, Kawasaki

Time of Race: 00:13:36.336 Margin of Victory: 4.338 **Winners Avg. Speed** 77.39 mph **Winners Avg. Lap Time:** 0:02:43.2672

Amateur SuperBike Middleweight

P	L	Plate	Rider	Bike:	Home Town:	
1	5	303	 Jason Barrera	 R6 600	Belleville, NJ	Bauce Racing, The Riders Club
2	5	827	 Alex Yampolskiy	 R6 600	Totowa, NJ	MarkBilt Racing, The Riders Club, RM Pai nt Designs, Tracksidetiress, Bauce Racing, Vortex Sprockets, Sunoco Fuels
3	5	522	 Kevin Soltis	 R6 600cc	Naples, FL	Todd Fambrough-Homerun Realty
4	5	469	 Jesse Hwilka	 GSXR 600	Genesee, WI	Infinity Fall Protection Systems, Disrup t Idea, Farrell Performance, EBC Brakes, Moto-D Racing, EZ Grip, Bonamici Racing, Pirelli Tires, Sportland 2, Vortex Racing, VP Fuels, Accosato Racing
5	5	618	 Alex Spellman	 R6 600	Mount Airy, MD	Pirelli Tires, EvolveGT, MDM, Penske, Tr acksidetiress
6	5	85	 Christopher Dooley	 GSXR 600	Ormond Beach, FL	DMS Racing Daytona Beach, Cycle Gear, Vo rtex Racing
7	5	827X	 Jessica Martin	 Daytona R 675	Rincon, GA	Honda Yamaha Triumph Kawasaki of Savanna h, BJ Creativity
8	4	64	 Robert Mathews	 600	Flemington, NJ	

#64 one lap penalty for jump start

Time of Race: 00:13:36.336 Margin of Victory: 2.593 **Winners Avg. Speed** 77.39 mph **Winners Avg. Lap Time:** 0:02:43.2672



All Rights Reserved - Copyright  Bitgeist.com Printed 10/18/2020 3:18:12 PM