

31 October - 1 November

CIRCUIT RICARDO TORMO

FIM CEV REPSOL 2020

FIM CEV REPSOL Circuit Ricardo Tormo

30-31 OCT-1 NOV

Laps: 17

Circuit de la C.Valenciana
Length: 4005 metros

Results

Race Saturday Hawkerc ETC

Pos.	N.	Rider	Team	Motorcycle	Nat.	Laps	Time	Best Lap	iL	Gap	Interval	Speed	Tyr.	Pt.	Cat.
1	80	ALONSO,David	Openbank Aspar T.	Honda	COL	17	29:26,020	01:42,281	4			138,79	Du	25	ETC
2	13	TAPIA,Marco	Leopard Impala J. T.	Honda	SPA	17	29:26,041	01:42,609	4	00:00,021	00:00,021	138,79	Du	20	ETC
3	54	FERRANDEZ,Alberto	C. De Campeones	Honda	SPA	17	29:26,129	01:42,842	2	00:00,109	00:00,088	138,79	Du	16	ETC
4	69	RUDA,Marcos	Team Honda Laglisse	Honda	SPA	17	29:26,137	01:42,393	4	00:00,117	00:00,008	138,79	Du	13	ETC
5	84	Van Der GOORBERGH	Super-B	Honda	NED	17	29:26,197	01:42,734	3	00:00,177	00:00,060	138,79	Du	11	ETC
6	83	CARPE,Álvaro	Hawkerc Finetwork J.	Honda	SPA	17	29:26,215	01:43,071	4	00:00,195	00:00,018	138,79	Du	10	ETC
7	12	ROULSTONE,Jacob J.	Leopard Impala J. T.	Honda	AUS	17	29:33,705	01:43,087	5	00:07,685	00:07,490	138,24	Du	9	ETC
8	10	CRUCES,Adrian	C. De Campeones	Honda	SPA	17	29:33,801	01:42,600	4	00:07,781	00:00,096	138,24	Du	8	ETC
9	30	VEIJER,Collin	Cardoso Racing	Honda	NED	17	29:34,102	01:43,244	9	00:08,082	00:00,301	138,17	Du	7	ETC
10	18	PIQUERAS,Angel	Estrella Galicia 0,0	Honda	SPA	17	29:34,332	01:43,389	5	00:08,312	00:00,230	138,17	Du	6	ETC
11	38	RODRÍGUEZ,Juan	C. De Campeones	Honda	SPA	17	29:34,361	01:43,006	3	00:08,341	00:00,029	138,17	Du	5	ETC
12	49	GARCIA,Julio	Jerez Andalucía M. T	Honda	SPA	17	29:34,423	01:43,416	6	00:08,403	00:00,062	138,17	Du	4	ETC
13	66	TONN,Phillip	L. Moly Intact SIC J	Honda	GER	17	29:34,435	01:43,225	4	00:08,415	00:00,012	138,17	Du	3	ETC
14	55	DETTWILER,Noah	Reale Avintia MTA J.	Honda	SWI	17	29:45,562	01:43,508	3	00:19,542	00:11,127	137,31	Du	2	ETC
15	21	BERTA,Dean	Team Viñales	Honda	SPA	17	29:54,905	01:44,263	5	00:28,885	00:09,343	136,63	Du	1	ETC
16	70	SCOTT,Tyler	Estrella Galicia 0,0	Honda	USA	17	29:55,097	01:44,359	2	00:29,077	00:00,119	136,55	Du		ETC
17	77	VOLPI,Mattia	SIC 58 Squadra Corse	Honda	ITA	17	29:54,978	01:44,602	16	00:28,958	00:00,073	136,63	Du		ETC
18	89	MIHAILA,Demis	Team Honda Laglisse	Honda	ITA	17	29:55,222	01:44,729	13	00:29,202	00:00,125	136,55	Du		ETC
19	27	SANDOVAL,Romeo	Hawkerc Finetwork J.	Honda	SPA	17	29:56,115	01:44,539	4	00:30,095	00:00,893	136,47	Du		ETC
20	17	COLLINS,Torin	Reale Avintia MTA J.	Honda	CAN	17	30:00,566	01:44,651	3	00:34,546	00:04,451	136,17	Du		ETC
21	57	GARNESS,Johnny	Microlise Cresswell	Honda	GBR	17	30:05,308	01:44,625	3	00:39,288	00:04,742	135,79	Du		ETC
22	62	TRIAS,Blai	Art Box	Honda	SPA	17	30:05,528	01:45,014	6	00:39,508	00:00,220	135,79	Du		ETC
23	39	PERRIN,Barthlome	E. De France GP	Honda	FRA	17	30:07,562	01:45,025	14	00:41,542	00:02,034	135,64	Du		ETC
24	36	SHARIL,Sharul E.	L. Moly Intact SIC J	Honda	MAL	17	30:07,741	01:45,104	17	00:41,721	00:00,179	135,64	Du		ETC
25	5	PAWELEC,Oleg	Wójcik R.J.T.	Honda	POL	17	30:08,089	01:45,055	17	00:42,069	00:00,348	135,57	Du		ETC
26	37	O'GORMAN,Casey	Microlise Cresswell	Honda	IRL	17	30:17,247	01:44,942	9	00:51,227	00:09,158	134,9	Du		ETC
27	78	JIGALOV,Damian	L. Moly Intact SIC J	Honda	USA	17	30:28,616	01:46,169	17	01:02,596	00:11,369	134,08	Du		ETC
28	16	LIGUORI,Edoardo	Fau55 Tey Racing	Honda	ITA	17	30:28,899	01:46,270	16	01:02,879	00:00,283	134,08	Du		ETC
29	3	PEDENEAU,Mateo	MHP R.-Tech Solution	Honda	FRA	17	30:29,057	01:45,817	7	01:03,037	00:00,158	134,01	Du		ETC
30	4	PAWELEC,Milan	Wójcik R.J.T.	Honda	POL	17	30:42,562	01:46,568	8	01:16,542	00:13,505	133,07	Du		ETC
31	56	HENRY,Marius	Select Machines	Honda	FRA	17	31:12,028	01:48,082	2	01:46,008	00:29,466	130,93	Du		ETC
NOT CLASSIFIED															
.	44	MILLAN,Hugo	C. De Campeones	Honda	SPA	8	14:39,842	01:43,043	6	-9 Lap	-9 Lap	131,22	Du		ETC
.	74	SAKO,Daijiro	C. De Campeones	Honda	JPN	5	08:43,878	01:42,551	4	-12 Lap	-3 Lap	137,84	Du		ETC
.	48	ORTOLÁ,Iván	Openbank Aspar T.	Honda	SPA	4	06:59,373	01:42,648	3	-13 Lap	-1 Lap	137,64	Du		ETC
.	41	GARCIA,Roberto	Cardoso Racing	Honda	SPA	4	06:59,434	01:42,714	3	-13 Lap	00:00,061	137,64	Du		ETC
.	29	VOIGHT,Harrison	SIC 58 Squadra Corse	Honda	AUS	3	05:18,267	01:42,795	3	-14 Lap	-1 Lap	136,02	Du		ETC
.	32	REAL,David	MHP R.-Tech Solution	Honda	SPA	3	06:32,166	01:43,321	2	-14 Lap	01:13,899	110,34	Du		ETC
.	95	MORELLI,Marco	Estrella Galicia 0,0	Honda	SPA	2	03:34,307	01:42,792	2	-15 Lap	-1 Lap	134,75	Du		ETC

77 DROP ONE POSITION EXCEDING TRACK LIMIT AT LAST LAP

Best Lap: Rider 80 - ALONSO,David - Time: 01:42,281 at 140,96 Km/h

Circuit de la C.Valenciana

Final Official

Provisional Official

Length: 4005

Hour: 11:00:00

JURY:

C.of the Course:

C.Timekeeper:

Hour:

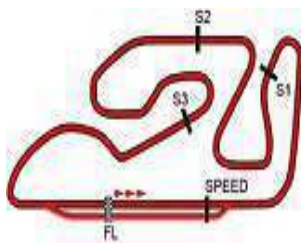
Hour: 31/10/2020

Hour: 11:44:16



HEADQUARTERS - Príncipe de Vergara, 183 - 28002 Madrid - Tel.: +34 91 782 02 20

www.fimcevrepsol.com



Circuit de la C.Valenciana

FIM CEV REPSOL Circuit Ricardo Tormo

ANALYSIS / SECTORS Race Saturday Hawkers ETC

3		PEDENEAU,Mateo		MHP R.-Tech Solution			
Lap Time		Sector 1	Sector 2	Sector 3	Sector 4	V.Max	Hour
1 FIRST LAP		00:34,742	00:29,145	00:24,915	00:29,276	163,64	11:03:14
2 01:46,566		00:24,664	00:27,922	00:24,869	00:29,111	193,43	11:05:00
3 01:47,243		00:24,960	00:28,121	00:24,423	00:29,739	194,01	11:06:48
4 01:46,859		00:24,926	00:28,210	00:24,526	00:29,197	191,15	11:08:34
5 01:47,389		00:25,096	00:28,171	00:24,822	00:29,300	190,03	11:10:22
6 01:47,746		00:25,326	00:28,228	00:24,832	00:29,360	187,28	11:12:10
7 01:45,817		00:24,680	00:27,707	00:24,279	00:29,151	189,47	11:13:55
8 01:47,243		00:24,952	00:27,937	00:24,778	00:29,576	188,37	11:15:43
9 01:46,840		00:24,931	00:28,239	00:24,446	00:29,224	190,03	11:17:29
10 01:47,119		00:25,300	00:27,927	00:24,625	00:29,267	185,67	11:19:17
11 01:47,448		00:25,308	00:27,970	00:24,682	00:29,488	192,28	11:21:04
12 01:47,049		00:25,025	00:28,157	00:24,607	00:29,260	187,28	11:22:51
13 01:46,808		00:24,928	00:27,978	00:24,626	00:29,276	186,74	11:24:38
14 01:47,099		00:25,059	00:28,117	00:24,607	00:29,316	189,47	11:26:25
15 01:46,849		00:24,940	00:27,977	00:24,657	00:29,275	188,37	11:28:12
16 01:46,738		00:25,005	00:27,964	00:24,541	00:29,228	185,67	11:29:59
17 01:46,166		00:24,894	00:27,645	00:24,330	00:29,297	188,37	11:31:45

4		PAWELEC,Milan		Wójcik R.J.T.			
Lap Time		Sector 1	Sector 2	Sector 3	Sector 4	V.Max	Hour
1 FIRST LAP		00:48,992	00:28,733	00:24,966	00:29,377		11:03:28
2 01:47,461		00:25,217	00:28,189	00:24,684	00:29,371	190,03	11:05:15
3 01:46,980		00:25,063	00:28,212	00:24,535	00:29,170	190,59	11:07:02
4 01:46,662		00:24,938	00:28,271	00:24,430	00:29,023	189,47	11:08:49
5 01:46,753		00:24,825	00:28,109	00:24,542	00:29,277	190,03	11:10:36
6 01:46,694		00:24,954	00:27,897	00:24,633	00:29,210	188,92	11:12:22
7 01:46,633		00:24,980	00:27,973	00:24,384	00:29,296	188,37	11:14:09
8 01:46,568		00:24,851	00:28,148	00:24,489	00:29,080	187,28	11:15:55
9 01:46,790		00:24,939	00:28,077	00:24,522	00:29,252	187,83	11:17:42
10 01:46,905		00:24,916	00:28,117	00:24,524	00:29,348	187,83	11:19:29
11 01:46,999		00:24,963	00:28,155	00:24,533	00:29,348	187,28	11:21:16
12 01:47,069		00:25,090	00:28,063	00:24,546	00:29,370	186,74	11:23:03
13 01:47,226		00:25,063	00:28,185	00:24,542	00:29,436	186,21	11:24:50
14 01:46,988		00:24,967	00:28,016	00:24,662	00:29,343	186,21	11:26:37
15 01:46,832		00:24,817	00:28,177	00:24,476	00:29,362	186,21	11:28:24
16 01:46,570		00:24,907	00:28,014	00:24,425	00:29,224	186,21	11:30:11
17 01:47,364		00:24,912	00:28,155	00:24,693	00:29,604	186,74	11:31:58

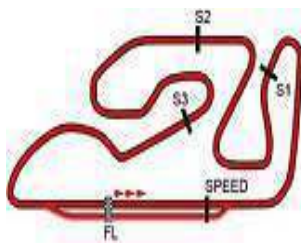
5		PAWELEC,Oleg		Wójcik R.J.T.			
Lap Time		Sector 1	Sector 2	Sector 3	Sector 4	V.Max	Hour
1 FIRST LAP		00:34,317	00:28,768	00:24,678	00:29,222	162,81	11:03:13
2 01:45,775		00:24,573	00:27,849	00:24,258	00:29,095	192,86	11:04:58
3 01:45,745		00:24,684	00:27,596	00:24,137	00:29,328	187,83	11:06:44
4 01:46,400		00:24,932	00:27,994	00:24,413	00:29,061	186,74	11:08:31
5 01:46,024		00:24,956	00:27,717	00:24,247	00:29,104	185,67	11:10:17
6 01:45,860		00:24,921	00:27,565	00:24,298	00:29,076	185,67	11:12:02
7 01:46,020		00:24,758	00:27,355	00:24,509	00:29,398	186,21	11:13:48
8 01:45,559		00:24,738	00:27,597	00:24,145	00:29,079	186,74	11:15:34
9 01:45,592		00:24,826	00:27,644	00:24,140	00:28,982	190,03	11:17:20
10 01:45,413		00:24,778	00:27,552	00:24,171	00:28,912	189,47	11:19:05
11 01:45,516		00:24,774	00:27,634	00:24,146	00:28,962	189,47	11:20:51
12 01:45,755		00:24,980	00:27,704	00:24,124	00:28,947	188,92	11:22:36
13 01:45,880		00:24,980	00:27,664	00:24,127	00:29,109	185,67	11:24:22

14	01:45,409	00:24,755	00:27,735	00:24,100	00:28,819	188,37	11:26:08
15	01:45,538	00:24,894	00:27,660	00:24,109	00:28,875	188,92	11:27:53
16	01:45,563	00:24,860	00:27,614	00:24,040	00:29,049	188,92	11:29:39
17	01:45,055	00:24,751	00:27,467	00:24,114	00:28,723	188,37	11:31:24

10		CRUCES,Adrian		C. De Campeones			
Lap Time		Sector 1	Sector 2	Sector 3	Sector 4	V.Max	Hour
1 FIRST LAP		00:32,264	00:28,051	00:23,836	00:28,514	156,52	11:03:08
2 01:43,145		00:24,172	00:26,974	00:23,600	00:28,399	200,00	11:04:51
3 01:42,762		00:24,016	00:26,888	00:23,550	00:28,308	193,43	11:06:34
4 01:42,600		00:23,941	00:26,937	00:23,485	00:28,237	194,59	11:08:17
5 01:42,999		00:23,889	00:27,003	00:23,709	00:28,398	194,01	11:10:00
6 01:48,223		00:24,102	00:26,984	00:28,482	00:28,655	192,86	11:11:48
7 01:43,454		00:24,099	00:27,127	00:23,774	00:28,454	191,15	11:13:31
8 01:43,536		00:24,169	00:27,186	00:23,624	00:28,557	190,59	11:15:15
9 01:43,113		00:24,112	00:27,042	00:23,569	00:28,390	190,03	11:16:58
10 01:43,024		00:24,054	00:26,919	00:23,545	00:28,506	191,15	11:18:41
11 01:43,058		00:24,217	00:26,976	00:23,545	00:28,320	195,77	11:20:24
12 01:44,075		00:24,437	00:27,308	00:23,778	00:28,552	193,43	11:22:08
13 01:43,725		00:24,331	00:27,116	00:23,729	00:28,549	194,01	11:23:52
14 01:44,736		00:24,234	00:27,395	00:24,195	00:28,912	192,28	11:25:37
15 01:44,056		00:24,313	00:27,363	00:23,719	00:28,661	191,72	11:27:21
16 01:44,175		00:24,463	00:27,285	00:23,687	00:28,740	186,74	11:29:05
17 01:44,455		00:24,648	00:27,503	00:23,760	00:28,544	187,83	11:30:49

12		ROULSTONE,Jacob J.		Leopard Impala J. T.			
Lap Time		Sector 1	Sector 2	Sector 3	Sector 4	V.Max	Hour
1 FIRST LAP		00:32,073	00:28,164	00:24,510	00:28,408	155,40	11:03:09
2 01:43,526		00:24,143	00:27,236	00:23,873	00:28,274	202,50	11:04:52
3 01:43,192		00:24,027	00:27,007	00:23,886	00:28,272	198,17	11:06:35
4 01:43,670		00:24,136	00:27,131	00:23,762	00:28,641	195,18	11:08:19
5 01:43,087		00:24,035	00:27,091	00:23,625	00:28,336	193,43	11:10:02
6 01:43,501		00:24,287	00:27,149	00:23,576	00:28,489	192,28	11:11:46
7 01:43,450		00:24,241	00:27,228	00:23,610	00:28,371	191,72	11:13:29
8 01:43,807		00:24,316	00:27,376	00:23,747	00:28,368	191,15	11:15:13
9 01:43,799		00:24,371	00:27,186	00:23,746	00:28,496	190,03	11:16:57
10 01:43,376		00:24,282	00:27,094	00:23,616	00:28,384	191,15	11:18:40
11 01:43,874		00:24,292	00:27,209	00:23,639	00:28,734	190,59	11:20:24
12 01:43,851		00:24,348	00:27,235	00:23,718	00:28,550	190,59	11:22:08
13 01:43,924		00:24,388	00:27,219	00:23,768	00:28,549	190,03	11:23:52
14 01:44,728		00:24,280	00:27,266	00:24,380	00:28,802	190,03	11:25:37
15 01:44,591		00:24,371	00:28,088	00:23,889	00:28,243	189,47	11:27:21
16 01:43,867		00:24,357	00:27,199	00:23,725	00:28,586	197,56	11:29:05
17 01:44,307		00:24,325	00:27,527	00:23,779	00:28,676	191,15	11:30:49

13		TAPIA,Marco		Leopard Impala J. T.			
Lap Time		Sector 1	Sector 2	Sector 3	Sector 4	V.Max	Hour
1 FIRST LAP		00:31,745	00:27,197	00:23,636	00:28,298	150,35	11:03:06
2 01:42,926		00:24,178	00:26,899	00:23,334	00:28,515	192,28	11:04:49
3 01:43,521		00:24,074	00:26,906	00:23,439	00:29,102	193,43	11:06:33
4 01:42,609		00:24,341	00:26,722	00:23,371	00:28,175	191,15	11:08:16
5 01:43,390		00:24,208	00:26,778	00:23,733	00:28,671	194,59	11:09:59
6 01:43,039		00:24,247	00:26,805	00:23,531	00:28,456	190,59	11:11:42
7 01:43,235		00:24,425	00:26,779	00:23,738	00:28,293	185,67	11:13:25
8 01:43,607		00:24,411	00:27,087	00:23,612	00:28,497	192,86	11:15:09
9 01:43,694		00:24,518	00:27,024	00:23,749	00:28,403	18	



Circuit de la C.Valenciana

FIM CEV REPSOL Circuit Ricardo Tormo

ANALYSIS / SECTORS Race Saturday Hawkets ETC

10	01:43,486	00:24,589	00:26,905	00:23,718	00:28,274	194,01	11:18:36
11	01:43,421	00:24,098	00:27,086	00:23,882	00:28,355	196,36	11:20:19
12	01:43,633	00:24,358	00:26,986	00:24,036	00:28,253	193,43	11:22:03
13	01:43,935	00:24,430	00:27,037	00:23,841	00:28,627	197,56	11:23:47
14	01:43,726	00:24,074	00:27,180	00:23,883	00:28,589	192,86	11:25:31
15	01:43,564	00:24,227	00:27,087	00:23,812	00:28,438	194,01	11:27:14
16	01:43,811	00:24,257	00:27,108	00:23,726	00:28,720	190,59	11:28:58
17	01:43,568	00:24,490	00:26,948	00:23,554	00:28,576	188,92	11:30:42

6	01:43,588	00:24,163	00:27,235	00:23,747	00:28,443	199,38	11:11:46
7	01:43,778	00:24,247	00:27,243	00:23,893	00:28,395	197,56	11:13:30
8	01:43,627	00:24,182	00:27,172	00:23,808	00:28,465	195,77	11:15:14
9	01:43,608	00:24,241	00:27,184	00:23,763	00:28,420	194,59	11:16:57
10	01:43,952	00:24,252	00:27,180	00:23,912	00:28,608	198,77	11:18:41
11	01:43,632	00:24,371	00:27,170	00:23,739	00:28,352	192,28	11:20:25
12	01:43,775	00:24,270	00:27,250	00:23,897	00:28,358	196,36	11:22:09
13	01:43,891	00:24,522	00:27,216	00:23,823	00:28,330	202,50	11:23:52
14	01:44,691	00:24,152	00:27,189	00:24,353	00:28,997	198,17	11:25:37
15	01:44,243	00:24,472	00:27,332	00:24,095	00:28,344	195,18	11:27:21
16	01:44,056	00:24,235	00:27,584	00:23,836	00:28,401	199,38	11:29:05
17	01:44,510	00:24,522	00:27,493	00:24,093	00:28,402	196,36	11:30:50

16	LIGUORI, Edoardo	Fau55 Tey Racing					
	ITA	P.Vmax: 26 T. Ideal: 01:45,915					
Lap	Time	Sector 1	Sector 2	Sector 3	Sector 4	V.Max	Hour
1	FIRST LAP	00:34,204	00:29,064	00:25,122	00:29,301	167,88	11:03:13
2	01:46,722	00:24,656	00:28,189	00:24,512	00:29,365	195,77	11:05:00
3	01:47,150	00:24,826	00:28,055	00:24,375	00:29,894	193,43	11:06:47
4	01:46,936	00:25,059	00:28,221	00:24,506	00:29,150	191,72	11:08:34
5	01:46,695	00:25,011	00:27,930	00:24,460	00:29,294	190,59	11:10:21
6	01:47,076	00:25,010	00:28,114	00:24,403	00:29,549	189,47	11:12:08
7	01:47,198	00:25,048	00:28,107	00:24,585	00:29,458	187,83	11:13:55
8	01:47,237	00:24,927	00:28,088	00:24,732	00:29,490	187,28	11:15:42
9	01:47,095	00:24,976	00:28,078	00:24,576	00:29,465	188,37	11:17:29
10	01:46,967	00:24,880	00:28,026	00:24,521	00:29,540	187,83	11:19:16
11	01:47,287	00:24,968	00:28,041	00:24,592	00:29,686	188,37	11:21:04
12	01:46,927	00:24,953	00:28,219	00:24,413	00:29,342	188,37	11:22:51
13	01:46,913	00:24,902	00:28,068	00:24,494	00:29,449	187,83	11:24:38
14	01:47,013	00:25,020	00:28,033	00:24,494	00:29,466	188,37	11:26:25
15	01:46,937	00:24,914	00:28,036	00:24,512	00:29,475	187,83	11:28:11
16	01:46,270	00:24,904	00:27,928	00:24,377	00:29,061	187,28	11:29:58
17	01:46,785	00:24,906	00:27,876	00:24,322	00:29,681	187,83	11:31:45

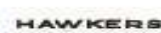
21	BERTA, Dean	Team Viñales					
	SPA	P.Vmax: 16 T. Ideal: 01:43,941					
Lap	Time	Sector 1	Sector 2	Sector 3	Sector 4	V.Max	Hour
1	FIRST LAP	00:34,635	00:28,742	00:24,630	00:28,816	165,31	11:03:12
2	01:44,944	00:24,366	00:27,560	00:24,160	00:28,858	197,56	11:04:57
3	01:44,384	00:24,259	00:27,525	00:23,981	00:28,619	196,96	11:06:42
4	01:44,469	00:24,482	00:27,354	00:24,021	00:28,612	198,17	11:08:26
5	01:44,263	00:24,167	00:27,246	00:24,093	00:28,757	194,01	11:10:11
6	01:45,032	00:24,296	00:27,655	00:24,284	00:28,797	197,56	11:11:56
7	01:44,820	00:24,424	00:27,441	00:24,125	00:28,830	195,77	11:13:40
8	01:45,410	00:25,265	00:27,523	00:24,075	00:28,547	188,37	11:15:26
9	01:44,879	00:24,448	00:27,469	00:24,052	00:28,910	191,15	11:17:11
10	01:46,033	00:24,724	00:28,304	00:24,298	00:28,707	188,37	11:18:57
11	01:44,937	00:24,717	00:27,396	00:24,103	00:28,721	194,59	11:20:42
12	01:44,416	00:24,268	00:27,297	00:24,020	00:28,831	195,77	11:22:26
13	01:44,858	00:24,458	00:27,421	00:24,019	00:28,960	188,37	11:24:11
14	01:45,269	00:24,863	00:27,446	00:24,129	00:28,831	186,74	11:25:56
15	01:44,737	00:24,366	00:27,430	00:24,091	00:28,850	190,59	11:27:41
16	01:44,854	00:24,491	00:27,451	00:24,096	00:28,816	187,28	11:29:26
17	01:44,777	00:24,462	00:27,326	00:24,129	00:28,860	188,92	11:31:11

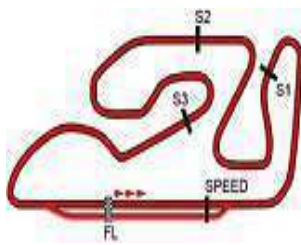
17	COLLINS, Torin	Reale Avintia MTA J.					
	CAN	P.Vmax: 35 T. Ideal: 01:44,103					
Lap	Time	Sector 1	Sector 2	Sector 3	Sector 4	V.Max	Hour
1	FIRST LAP	00:34,213	00:28,675	00:24,466	00:29,067	162,41	11:03:12
2	01:45,457	00:24,612	00:27,506	00:24,139	00:29,200	191,72	11:04:57
3	01:44,651	00:24,576	00:27,400	00:23,883	00:28,792	192,28	11:06:42
4	01:44,662	00:24,757	00:27,416	00:23,693	00:28,796	190,59	11:08:27
5	01:44,782	00:24,433	00:27,197	00:23,889	00:29,263	191,15	11:10:12
6	01:45,246	00:24,435	00:27,575	00:24,249	00:28,987	187,83	11:11:57
7	01:44,659	00:24,561	00:27,232	00:24,050	00:28,816	186,21	11:13:41
8	01:45,359	00:24,592	00:27,638	00:24,111	00:29,018	187,83	11:15:27
9	01:44,979	00:24,616	00:27,415	00:24,029	00:28,919	189,47	11:17:12
10	01:45,624	00:24,424	00:27,593	00:24,365	00:29,242	187,83	11:18:57
11	01:45,028	00:24,421	00:27,649	00:24,104	00:28,854	188,37	11:20:42
12	01:45,111	00:24,523	00:27,411	00:24,007	00:29,170	187,83	11:22:28
13	01:44,937	00:24,694	00:27,272	00:24,027	00:28,944	186,21	11:24:13
14	01:45,027	00:24,476	00:27,248	00:24,311	00:28,992	187,28	11:25:58
15	01:44,981	00:24,623	00:27,380	00:24,089	00:28,889	187,28	11:27:43
16	01:46,504	00:24,793	00:27,595	00:24,410	00:29,706	187,28	11:29:29
17	01:47,138	00:25,256	00:27,843	00:24,443	00:29,596	183,05	11:31:16

27	SANDOVAL, Romeo	Hawkets Finetwork J.					
	SPA	P.Vmax: 12 T. Ideal: 01:44,298					
Lap	Time	Sector 1	Sector 2	Sector 3	Sector 4	V.Max	Hour
1	FIRST LAP	00:32,750	00:28,396	00:24,600	00:29,151	158,05	11:03:11
2	01:45,047	00:24,438	00:27,524	00:24,252	00:28,833	196,96	11:04:56
3	01:44,638	00:24,322	00:27,584	00:24,091	00:28,641	195,18	11:06:40
4	01:44,539	00:24,207	00:27,595	00:24,047	00:28,690	195,18	11:08:25
5	01:45,071	00:24,289	00:27,556	00:24,318	00:28,908	194,01	11:10:10
6	01:45,546	00:24,620	00:27,617	00:24,340	00:28,969	188,92	11:11:55
7	01:45,469	00:24,885	00:27,759	00:24,170	00:28,655	194,01	11:13:41
8	01:45,595	00:24,891	00:27,737	00:24,185	00:28,782	194,01	11:15:26
9	01:44,688	00:24,433	00:27,576	00:24,099	00:28,580	192,86	11:17:11
10	01:46,016	00:24,591	00:28,030	00:24,543	00:28,852	199,38	11:18:57
11	01:44,875	00:24,544	00:27,642	00:24,074	00:28,615	193,43	11:20:42
12	01:45,058	00:24,559	00:27,568	00:24,147	00:28,784	192,86	11:22:27
13	01:44,870	00:24,539	00:27,464	00:24,066	00:28,801	193,43	11:24:12
14	01:45,290	00:24,506	00:27,611	00:24,288	00:28,885	191,15	11:25:57
15	01:44,762	00:24,423	00:27,482	00:24,264	00:28,593	190,03	11:27:42
16	01:44,842	00:24,444	00:27,538	00:24,161	00:28,699	191,15	11:29:27
17	01:44,912	00:24,410	00:27,472	00:24,156	00:28,874	192,28	11:31:12

18	PIQUERAS, Angel	Estrella Galicia 0,0					
	SPA	P.Vmax: 3 T. Ideal: 01:43,121					
Lap	Time	Sector 1	Sector 2	Sector 3	Sector 4	V.Max	Hour
1	FIRST LAP	00:31,875	00:28,084	00:23,954	00:28,656	152,47	11:03:08
2	01:43,537	00:24,359	00:27,231	00:23,700	00:28,247	200,62	11:04:52
3	01:43,725	00:24,189	00:27,156	00:23,779	00:28,601	195,18	11:06:35
4	01:43,761	00:24,419	00:27,409	00:23,601	00:28,332	192,28	11:08:19
5	01:43,389	00:24,307	00:27,121	00:23,661	00:28,300	192,86	11:10:03

29	VOIGHT, Harrison	SIC 58 Squadra Corse					
	AUS	P.Vmax: 24 T. Ideal: 01:42,590					
Lap	Time	Sector 1	Sector 2	Sector 3	Sector 4	V.Max	Hour
1	FIRST LAP	00:31,953	00:27,872	00:23,787	00:28,789	155,02	11:03:08





Circuit de la C.Valenciana

FIM CEV REPSOL Circuit Ricardo Tormo

ANALYSIS / SECTORS Race Saturday Hawkers ETC

2 01:43,071 00:24,127 00:27,131 **00:23,585** **00:28,228** **196,96** 11:04:51
 3 **01:42,795** **00:23,861** **00:26,916** 00:23,671 00:28,347 **196,96** 11:06:34

30		VEIJER,Collin		Cardoso Racing			
NED				P.Vmax: 19		T. Ideal: 01:43,108	
Lap	Time	Sector 1	Sector 2	Sector 3	Sector 4	V.Max	Hour
1	FIRST LAP	00:32,467	00:28,437	00:24,218	00:28,516	156,14	11:03:09
2	01:43,881	00:24,301	00:27,294	00:23,787	00:28,499	196,36	11:04:53
3	01:43,636	00:24,176	00:27,308	00:23,682	00:28,470	195,77	11:06:37
4	01:43,900	00:24,146	00:27,376	00:23,948	00:28,430	194,59	11:08:21
5	01:43,744	00:24,180	00:27,268	00:23,717	00:28,579	195,18	11:10:04
6	01:43,691	00:24,307	00:27,165	00:23,692	00:28,527	192,86	11:11:48
7	01:43,652	00:24,253	00:27,049	00:23,904	00:28,446	192,86	11:13:32
8	01:43,612	00:24,193	00:27,128	00:23,670	00:28,621	193,43	11:15:15
9	01:43,244	00:24,131	00:27,061	00:23,581	00:28,471	192,28	11:16:59
10	01:43,375	00:24,119	00:27,134	00:23,681	00:28,441	192,28	11:18:42
11	01:43,412	00:24,149	00:27,092	00:23,707	00:28,464	193,43	11:20:25
12	01:43,406	00:24,107	00:27,131	00:23,716	00:28,452	194,01	11:22:09
13	01:43,854	00:24,298	00:27,339	00:23,834	00:28,383	196,96	11:23:53
14	01:44,282	00:24,095	00:27,127	00:24,104	00:28,956	196,96	11:25:37
15	01:43,910	00:24,254	00:27,322	00:23,803	00:28,531	194,59	11:27:21
16	01:44,381	00:24,463	00:27,261	00:23,967	00:28,690	191,72	11:29:05
17	01:44,484	00:24,487	00:27,450	00:23,993	00:28,554	197,56	11:30:50

32		REAL,David		MHP R.-Tech Solution			
SPA				P.Vmax: 19		T. Ideal: 01:42,861	
Lap	Time	Sector 1	Sector 2	Sector 3	Sector 4	V.Max	Hour
1	FIRST LAP	00:30,956	00:27,498	00:23,806	00:28,251	153,92	11:03:06
2	01:43,321	00:23,977	00:26,945	00:23,688	00:28,711	197,56	11:04:49
3	PIT	01:17,372	00:33,599	00:27,631	00:39,732	192,28	11:07:48

36		SHARIL,Sharul E.		L. Moly Intact SIC J			
MAL				P.Vmax: 12		T. Ideal: 01:44,794	
Lap	Time	Sector 1	Sector 2	Sector 3	Sector 4	V.Max	Hour
1	FIRST LAP	00:33,796	00:28,572	00:24,625	00:29,131	160,79	11:03:12
2	01:45,140	00:24,630	00:27,590	00:24,023	00:28,897	199,38	11:04:57
3	01:45,334	00:24,611	00:27,848	00:24,127	00:28,748	195,18	11:06:42
4	01:45,517	00:24,526	00:27,919	00:24,115	00:28,957	196,36	11:08:28
5	01:45,543	00:24,666	00:27,770	00:24,079	00:29,028	193,43	11:10:13
6	01:45,839	00:24,900	00:27,745	00:24,133	00:29,061	190,59	11:11:59
7	01:45,959	00:24,987	00:27,766	00:24,175	00:29,031	190,59	11:13:45
8	01:46,143	00:24,834	00:27,959	00:24,218	00:29,132	189,47	11:15:31
9	01:46,497	00:24,876	00:27,948	00:24,334	00:29,339	188,92	11:17:18
10	01:46,440	00:25,015	00:27,913	00:24,287	00:29,225	187,83	11:19:04
11	01:46,100	00:25,028	00:28,050	00:24,142	00:28,880	187,83	11:20:50
12	01:46,014	00:24,969	00:27,706	00:24,104	00:29,235	191,15	11:22:36
13	01:45,614	00:24,794	00:27,671	00:24,130	00:29,019	188,37	11:24:22
14	01:45,525	00:24,820	00:27,744	00:24,096	00:28,865	190,03	11:26:07
15	01:45,671	00:24,749	00:27,809	00:24,074	00:29,039	189,47	11:27:53
16	01:45,177	00:24,704	00:27,582	00:24,037	00:28,854	190,59	11:29:38
17	01:45,104	00:24,727	00:27,691	00:23,955	00:28,731	192,86	11:31:23

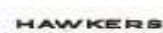
37		O'GORMAN,Casey		Microlise Cresswell			
IRL				P.Vmax: 30		T. Ideal: 01:44,431	
Lap	Time	Sector 1	Sector 2	Sector 3	Sector 4	V.Max	Hour
1	FIRST LAP	00:48,322	00:27,980	00:24,575	00:29,198		11:03:26
2	01:45,822	00:24,933	00:27,569	00:24,366	00:28,954	188,92	11:05:12
3	01:45,615	00:24,734	00:27,601	00:24,289	00:28,991	189,47	11:06:57
4	01:45,324	00:24,694	00:27,537	00:24,191	00:28,902	189,47	11:08:42
5	01:45,130	00:24,578	00:27,609	00:24,079	00:28,864	190,03	11:10:28


6	01:45,206	00:24,623	00:27,537	00:24,161	00:28,885	189,47	11:12:13
7	01:44,956	00:24,686	00:27,441	00:24,054	00:28,775	188,37	11:13:58
8	01:45,776	00:24,530	00:27,310	00:24,262	00:29,674	187,28	11:15:44
9	01:44,942	00:24,292	00:27,558	00:24,078	00:29,014	194,59	11:17:28
10	01:45,245	00:24,736	00:27,449	00:24,185	00:28,875	186,21	11:19:14
11	01:45,639	00:24,823	00:27,510	00:24,164	00:29,142	187,28	11:20:59
12	01:45,323	00:24,777	00:27,508	00:24,122	00:28,916	185,67	11:22:45
13	01:45,417	00:24,734	00:27,493	00:24,173	00:29,017	186,21	11:24:30
14	01:45,565	00:24,862	00:27,416	00:24,270	00:29,017	186,74	11:26:16
15	01:45,923	00:24,791	00:27,465	00:24,495	00:29,172	186,74	11:28:02
16	01:45,405	00:24,824	00:27,404	00:24,173	00:29,004	185,67	11:29:47
17	01:45,884	00:24,908	00:27,562	00:24,298	00:29,116	186,21	11:31:33

38		RODRIGUEZ,Juan		C. De Campeones			
SPA				P.Vmax: 16		T. Ideal: 01:42,729	
Lap	Time	Sector 1	Sector 2	Sector 3	Sector 4	V.Max	Hour
1	FIRST LAP	00:32,159	00:28,473	00:23,949	00:28,431	152,83	11:03:09
2	01:44,135	00:24,532	00:27,261	00:23,787	00:28,555	198,17	11:04:53
3	01:43,006	00:24,175	00:27,104	00:23,511	00:28,216	193,43	11:06:36
4	01:43,453	00:24,200	00:26,988	00:23,462	00:28,803	194,01	11:08:19
5	01:43,207	00:24,223	00:26,975	00:23,653	00:28,356	192,28	11:10:02
6	01:43,598	00:24,129	00:27,283	00:23,571	00:28,615	193,43	11:11:46
7	01:43,375	00:24,282	00:27,037	00:23,650	00:28,406	190,59	11:13:29
8	01:43,596	00:24,097	00:27,166	00:23,736	00:28,597	192,86	11:15:13
9	01:44,048	00:24,535	00:27,134	00:23,816	00:28,563	188,92	11:16:57
10	01:43,395	00:24,309	00:26,954	00:23,659	00:28,473	191,15	11:18:40
11	01:43,760	00:24,198	00:27,172	00:23,637	00:28,753	190,59	11:20:24
12	01:44,176	00:24,536	00:27,292	00:23,852	00:28,496	190,59	11:22:08
13	01:43,947	00:24,453	00:27,041	00:23,975	00:28,478	196,36	11:23:52
14	01:44,790	00:24,180	00:27,277	00:24,159	00:29,174	194,01	11:25:37
15	01:44,077	00:24,407	00:27,380	00:23,766	00:28,524	194,59	11:27:21
16	01:44,243	00:24,626	00:27,258	00:23,766	00:28,593	194,01	11:29:05
17	01:44,543	00:24,423	00:27,598	00:23,945	00:28,577	195,18	11:30:50

39		PERRIN,Barthome		E. De France GP			
FRA				P.Vmax: 30		T. Ideal: 01:44,398	
Lap	Time	Sector 1	Sector 2	Sector 3	Sector 4	V.Max	Hour
1	FIRST LAP	00:33,662	00:28,359	00:24,365	00:28,780	162,41	11:03:11
2	01:45,070	00:24,489	00:27,585	00:24,203	00:28,793	194,59	11:04:56
3	01:45,358	00:24,709	00:27,725	00:24,109	00:28,815	192,86	11:06:41
4	01:45,175	00:24,850	00:27,837	00:23,881	00:28,607	190,03	11:08:26
5	01:45,137	00:24,487	00:27,450	00:24,058	00:29,142	192,86	11:10:12
6	01:50,070	00:28,944	00:27,814	00:24,171	00:29,141	108,18	11:12:02
7	01:46,273	00:25,021	00:27,710	00:24,460	00:29,082	184,62	11:13:48
8	01:45,887	00:25,048	00:27,634	00:24,157	00:29,048	184,09	11:15:34
9	01:45,575	00:24,881	00:27,609	00:24,046	00:29,039	185,67	11:17:19
10	01:45,401	00:24,815	00:27,470	00:24,117	00:28,999	186,21	11:19:05
11	01:45,445	00:24,709	00:27,638	00:24,044	00:29,054	185,67	11:20:50
12	01:45,556	00:24,897	00:27,688	00:24,044	00:28,927	185,14	11:22:36
13	01:45,788	00:24,966	00:27,504	00:24,039	00:29,279	185,67	11:24:22
14	01:45,025	00:24,699	00:27,423	00:24,046	00:28,857	185,67	11:26:07
15	01:46,004	00:25,311	00:27,723	00:24,017	00:28,953	185,14	11:27:53
16	01:45,361	00:24,726	00:27,612	00:24,093	00:28,930	186,74	11:29:38
17	01:45,271	00:24,825	00:27,580	00:24,049	00:28,817	186,21	11:31:23

41		GARCIA,Roberto		Cardoso Racing			
SPA				P.Vmax: 32		T. Ideal: 01:42,628	
Lap	Time	Sector 1	Sector 2	Sector 3	Sector 4	V.Max	Hour
1	FIRST LAP	00:30,488	00:27,080	00:23,887	00:28,358	146,61	11:03:05





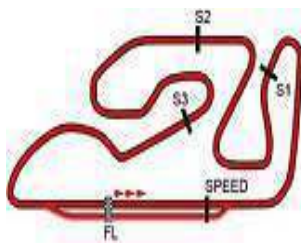
Circuit de la C.Valenciana

FIM CEV REPSOL Circuit Ricardo Tormo

ANALYSIS / SECTORS Race Saturday Hawkers ETC

2	01:43,195	00:24,185	00:27,001	00:23,730	00:28,279	194,01	11:04:49	13	01:43,873	00:24,355	00:27,104	00:23,821	00:28,593	194,59	11:23:47	
3	01:42,714	00:24,032	00:26,794	00:23,523	00:28,365	191,15	11:06:31	14	01:44,253	00:24,486	00:27,251	00:24,065	00:28,451	190,03	11:25:31	
4	01:43,712	00:24,268	00:27,173	00:23,733	00:28,538	187,83	11:08:15	15	01:43,654	00:24,191	00:26,973	00:24,083	00:28,407	200,00	11:27:15	
44	MILLAN,Hugo	C. De Campeones				P.Vmax: 19 T. Ideal: 01:42,744		55	DETTWILER,Noah	Reale Avintia MTA J.				P.Vmax: 24 T. Ideal: 01:43,508		
	SPA								SWI							
Lap Time	Sector 1	Sector 2	Sector 3	Sector 4	V.Max	Hour	Lap Time	Sector 1	Sector 2	Sector 3	Sector 4	V.Max	Hour			
1	FIRST LAP	00:33,988	00:27,978	00:23,967	00:28,868	162,81	11:03:10	1	FIRST LAP	00:32,613	00:28,263	00:24,344	00:28,708	161,19	11:03:10	
2	01:43,586	00:24,021	00:27,249	00:23,813	00:28,503	197,56	11:04:54	2	01:44,048	00:24,358	00:27,265	00:23,814	00:28,611	196,96	11:04:54	
3	01:43,133	00:24,065	00:27,113	00:23,694	00:28,261	194,01	11:06:37	3	01:43,508	00:24,271	00:27,158	00:23,635	00:28,444	195,18	11:06:37	
4	01:43,215	00:24,019	00:27,094	00:23,784	00:28,318	196,36	11:08:20	4	01:44,658	00:24,332	00:27,206	00:23,790	00:29,330	195,77	11:08:22	
5	01:43,057	00:23,928	00:26,887	00:23,723	00:28,519	192,86	11:10:03	5	01:44,268	00:24,442	00:27,327	00:23,834	00:28,665	189,47	11:10:06	
6	01:43,043	00:24,116	00:26,905	00:23,779	00:28,243	191,72	11:11:46	6	01:44,142	00:24,465	00:27,260	00:23,754	00:28,663	188,37	11:11:50	
7	01:43,274	00:24,207	00:27,025	00:23,686	00:28,356	193,43	11:13:30	7	01:44,452	00:24,521	00:27,361	00:23,859	00:28,711	191,15	11:13:35	
8	PIT	00:31,428	00:38,701	00:31,434	00:44,170	192,28	11:15:55	8	01:44,318	00:24,546	00:27,234	00:23,816	00:28,722	190,03	11:15:19	
48	ORTOLÁ,Iván	Openbank Aspar T.				P.Vmax: 26 T. Ideal: 01:42,615		56	HENRY,Marius	Select Machines				P.Vmax: 38 T. Ideal: 01:47,743		
	SPA								FRA							
Lap Time	Sector 1	Sector 2	Sector 3	Sector 4	V.Max	Hour	Lap Time	Sector 1	Sector 2	Sector 3	Sector 4	V.Max	Hour			
1	FIRST LAP	00:31,074	00:27,217	00:23,683	00:28,183	150,70	11:03:06	1	FIRST LAP	00:35,047	00:29,083	00:25,049	00:29,470	161,60	11:03:14	
2	01:43,047	00:24,102	00:26,904	00:23,799	00:28,242	195,18	11:04:49	2	01:48,082	00:25,146	00:28,358	00:24,847	00:29,731	187,83	11:05:02	
3	01:42,648	00:24,038	00:26,867	00:23,527	00:28,216	195,77	11:06:31	3	01:48,969	00:25,395	00:28,484	00:25,072	00:30,018	183,05	11:06:51	
4	01:43,521	00:24,053	00:27,192	00:23,757	00:28,519	195,18	11:08:15	4	01:49,872	00:25,717	00:28,865	00:25,037	00:30,253	178,51	11:08:41	
49	GARCIA,Julio	Jerez Andalucía M. T				P.Vmax: 1 T. Ideal: 01:43,129		57	GARNES,Johnny	Microlise Cresswell				P.Vmax: 7 T. Ideal: 01:44,367		
	SPA								GBR							
Lap Time	Sector 1	Sector 2	Sector 3	Sector 4	V.Max	Hour	Lap Time	Sector 1	Sector 2	Sector 3	Sector 4	V.Max	Hour			
1	FIRST LAP	00:32,000	00:28,142	00:24,223	00:28,395	149,65	11:03:08	1	FIRST LAP	00:33,252	00:29,004	00:24,642	00:28,867	162,00	11:03:11	
2	01:43,622	00:24,305	00:27,194	00:23,838	00:28,285	204,42	11:04:52	2	01:45,582	00:24,378	00:27,941	00:24,423	00:28,840	199,38	11:04:57	
3	01:43,419	00:24,051	00:27,067	00:23,899	00:28,402	198,77	11:06:35	3	01:44,625	00:24,265	00:27,455	00:24,186	00:28,719	196,36	11:06:42	
4	01:44,098	00:24,692	00:27,236	00:23,858	00:28,312	192,28	11:08:20	4	01:45,240	00:24,797	00:27,658	00:24,246	00:28,539	200,00	11:08:27	
5	01:43,510	00:24,193	00:27,163	00:23,766	00:28,388	198,77	11:10:03	5	01:44,808	00:24,290	00:27,675	00:24,108	00:28,735	198,17	11:10:12	
6	01:43,416	00:24,027	00:27,220	00:23,795	00:28,374	195,77	11:11:46	6	01:45,319	00:24,520	00:27,531	00:24,452	00:28,816	196,36	11:11:57	
7	01:43,684	00:24,409	00:27,090	00:23,812	00:28,373	192,28	11:13:30	7	01:45,473	00:24,590	00:27,647	00:24,210	00:29,026	201,24	11:13:42	
8	01:43,506	00:24,174	00:27,107	00:23,872	00:28,353	198,17	11:15:14	8	01:45,532	00:24,493	00:27,731	00:24,359	00:28,949	195,18	11:15:28	
9	01:44,023	00:24,309	00:27,349	00:23,880	00:28,485	196,96	11:16:58									
10	01:43,697	00:24,181	00:27,141	00:23,975	00:28,400	195,77	11:18:41									
11	01:43,529	00:24,350	00:27,088	00:23,797	00:28,294	198,77	11:20:25									
12	01:43,593	00:24,011	00:27,206	00:23,948	00:28,428	201,24	11:22:08									
13	01:43,888	00:24,478	00:27,182	00:23,830	00:28,398	200,62	11:23:52									
14	01:44,867	00:24,525	00:27,190	00:24,200	00:28,952	195,18	11:25:37									
15	01:44,547	00:24,546	00:27,392	00:24,109	00:28,500	199,38	11:27:22									
16	01:43,939	00:24,279	00:27,433	00:23,855	00:28,372	196,96	11:29:06									
17	01:44,325	00:24,345	00:27,610	00:23,999	00:28,371	196,96	11:30:50									
54	FERRANDEZ,Alberto	C. De Campeones				P.Vmax: 6 T. Ideal: 01:42,365										
	SPA															
Lap Time	Sector 1	Sector 2	Sector 3	Sector 4	V.Max	Hour										
1	FIRST LAP	00:31,580	00:27,112	00:23,939	00:28,293	155,40	11:03:07									
2	01:42,842	00:23,758	00:26,822	00:23,853	00:28,409	196,96	11:04:49									
3	01:43,471	00:23,968	00:26,877	00:23,673	00:28,953	196,96	11:06:33									
4	01:42,865	00:24,099	00:26,740	00:23,720	00:28,306	193,43	11:08:16									
5	01:43,474	00:24,253	00:27,092	00:23,638	00:28,491	201,87	11:09:59									
6	01:43,110	00:24,249	00:26,871	00:23,761	00:28,229	200,00	11:11:42									
7	01:42,997	00:24,173	00:26,831	00:23,709	00:28,284	200,62	11:13:25									
8	01:43,741	00:24,291	00:27,167	00:23,855	00:28,428	197,56	11:15:09									
9	01:43,554	00:24,363	00:27,126	00:23,774	00:28,291	198,77	11:16:53									
10	01:43,294	00:24,190	00:26,898	00:23,889	00:28,317	195,18	11:18:36									
11	01:43,416	00:24,076	00:27,093	00:23,840	00:28,407	196,36	11:20:19									
12	01:43,476	00:24,184	00:27,067	00:23,820	00:28,405	192,28	11:22:03									





Circuit de la C.Valenciana

FIM CEV REPSOL Circuit Ricardo Tormo

ANALYSIS / SECTORS Race Saturday Hawkerc ETC

9	01:46,216	00:24,461	00:27,581	00:24,723	00:29,451	197,56	11:17:14	5	01:43,608	00:24,218	00:26,801	00:24,101	00:28,488	196,36	11:09:59
10	01:45,831	00:24,580	00:27,818	00:24,475	00:28,958	192,86	11:19:00	6	01:43,121	00:24,055	00:26,918	00:23,763	00:28,385	191,15	11:11:42
11	01:45,899	00:24,688	00:27,667	00:24,520	00:29,024	194,59	11:20:46	7	01:43,099	00:24,123	00:26,908	00:23,665	00:28,403	192,86	11:13:25
12	01:45,799	00:24,600	00:27,766	00:24,525	00:28,908	190,59	11:22:32	8	01:43,810	00:24,675	00:27,205	00:23,693	00:28,237	188,37	11:15:09
13	01:46,155	00:24,722	00:27,667	00:24,605	00:29,161	191,72	11:24:18	9	01:43,427	00:24,298	00:26,955	00:23,756	00:28,418	193,43	11:16:52
14	01:46,104	00:24,663	00:27,670	00:24,702	00:29,069	190,59	11:26:04	10	01:43,365	00:24,264	00:26,929	00:23,739	00:28,433	188,92	11:18:36
15	01:45,723	00:24,631	00:27,651	00:24,543	00:28,898	190,59	11:27:50	11	01:43,725	00:24,516	00:27,012	00:23,910	00:28,287	190,03	11:20:19
16	01:45,805	00:24,578	00:27,700	00:24,582	00:28,945	192,28	11:29:35	12	01:43,263	00:24,204	00:26,964	00:23,888	00:28,207	192,86	11:22:03
17	01:45,432	00:24,507	00:27,478	00:24,548	00:28,899	191,15	11:31:21	13	01:44,361	00:24,693	00:26,959	00:24,061	00:28,648	192,86	11:23:47

62	TRIAS,Blai	Art Box					
	SPA	P.Vmax: 14	T. Ideal: 01:44,771				
Lap	Time	Sector 1	Sector 2	Sector 3	Sector 4	V.Max	Hour
1	FIRST LAP	00:34,074	00:28,627	00:24,864	00:28,858	159,21	11:03:12
2	01:45,593	00:24,720	00:27,814	00:24,290	00:28,769	194,59	11:04:58
3	01:45,112	00:24,567	00:27,562	00:24,260	00:28,723	198,77	11:06:43
4	01:45,096	00:24,476	00:27,623	00:24,160	00:28,837	195,18	11:08:28
5	01:45,482	00:24,710	00:27,727	00:24,156	00:28,889	194,59	11:10:13
6	01:45,014	00:24,505	00:27,533	00:24,236	00:28,740	194,59	11:11:58
7	01:45,179	00:24,626	00:27,465	00:24,235	00:28,853	191,72	11:13:44
8	01:45,253	00:24,592	00:27,591	00:24,235	00:28,835	191,15	11:15:29
9	01:45,343	00:24,525	00:27,416	00:24,285	00:29,117	192,28	11:17:14
10	01:46,052	00:24,845	00:27,873	00:24,405	00:28,929	189,47	11:19:00
11	01:45,922	00:24,664	00:27,709	00:24,491	00:29,058	194,59	11:20:46
12	01:45,835	00:24,567	00:27,753	00:24,552	00:28,963	194,01	11:22:32
13	01:46,097	00:24,671	00:27,653	00:24,555	00:29,218	192,28	11:24:18
14	01:46,135	00:24,662	00:27,677	00:24,660	00:29,136	193,43	11:26:04
15	01:45,758	00:24,612	00:27,644	00:24,501	00:29,001	191,72	11:27:50
16	01:45,825	00:24,534	00:27,974	00:24,346	00:28,971	191,72	11:29:36
17	01:45,409	00:24,548	00:27,606	00:24,294	00:28,961	192,86	11:31:21

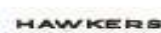
66	TONN,Phillip	L. Moly Intact SIC J					
	GER	P.Vmax: 3	T. Ideal: 01:43,064				
Lap	Time	Sector 1	Sector 2	Sector 3	Sector 4	V.Max	Hour
1	FIRST LAP	00:32,332	00:28,232	00:24,265	00:28,274	158,82	11:03:09
2	01:44,035	00:24,317	00:27,219	00:24,047	00:28,452	202,50	11:04:53
3	01:43,768	00:24,326	00:27,216	00:23,669	00:28,557	191,15	11:06:37
4	01:43,225	00:24,158	00:27,141	00:23,659	00:28,267	192,86	11:08:20
5	01:43,727	00:24,123	00:27,121	00:23,839	00:28,644	196,96	11:10:03
6	01:43,582	00:24,198	00:27,104	00:23,670	00:28,610	195,77	11:11:47
7	01:43,261	00:24,206	00:27,065	00:23,668	00:28,322	190,59	11:13:30
8	01:43,657	00:24,172	00:27,050	00:23,920	00:28,515	195,18	11:15:14
9	01:43,361	00:24,167	00:27,039	00:23,770	00:28,385	194,59	11:16:57
10	01:43,672	00:24,236	00:27,153	00:23,635	00:28,648	197,56	11:18:41
11	01:43,375	00:24,183	00:27,072	00:23,785	00:28,335	192,28	11:20:24
12	01:43,825	00:24,156	00:27,289	00:23,824	00:28,556	195,18	11:22:08
13	01:43,886	00:24,232	00:27,204	00:24,021	00:28,429	192,86	11:23:52
14	01:44,898	00:24,256	00:27,326	00:24,162	00:29,154	194,01	11:25:37
15	01:44,094	00:24,340	00:27,458	00:23,755	00:28,541	195,18	11:27:21
16	01:44,127	00:24,614	00:27,201	00:23,831	00:28,481	196,36	11:29:05
17	01:44,839	00:24,315	00:27,502	00:24,245	00:28,777	197,56	11:30:50


69	RUDA,Marcos	Team Honda Laglisse					
	SPA	P.Vmax: 14	T. Ideal: 01:42,316				
Lap	Time	Sector 1	Sector 2	Sector 3	Sector 4	V.Max	Hour
1	FIRST LAP	00:30,363	00:27,108	00:23,851	00:28,389	146,28	11:03:05
2	01:43,248	00:24,139	00:27,030	00:23,729	00:28,350	191,15	11:04:49
3	01:44,310	00:25,324	00:26,875	00:23,505	00:28,606	191,15	11:06:33
4	01:42,393	00:23,871	00:26,830	00:23,553	00:28,139	194,59	11:08:15

70	SCOTT,Tyler	Estrella Galicia 0,0					
	USA	P.Vmax: 29	T. Ideal: 01:44,077				
Lap	Time	Sector 1	Sector 2	Sector 3	Sector 4	V.Max	Hour
1	FIRST LAP	00:33,881	00:28,579	00:24,719	00:28,821	160,40	11:03:12
2	01:44,359	00:24,276	00:27,313	00:24,021	00:28,749	194,01	11:04:56
3	01:44,556	00:24,388	00:27,266	00:24,070	00:28,832	195,18	11:06:41
4	01:44,783	00:24,497	00:27,298	00:24,237	00:28,751	192,28	11:08:25
5	01:45,014	00:24,321	00:27,522	00:24,386	00:28,785	192,28	11:10:10
6	01:45,531	00:24,790	00:27,624	00:24,301	00:28,816	190,59	11:11:56
7	01:45,183	00:24,622	00:27,657	00:24,260	00:28,644	192,28	11:13:41
8	01:45,319	00:24,745	00:27,458	00:24,247	00:28,869	191,72	11:15:26
9	01:44,607	00:24,648	00:27,194	00:24,061	00:28,704	188,37	11:17:11
10	01:45,384	00:24,470	00:27,692	00:24,198	00:29,024	194,59	11:18:56
11	01:45,457	00:24,833	00:27,499	00:24,277	00:28,848	189,47	11:20:42
12	01:44,773	00:24,575	00:27,468	00:23,997	00:28,733	189,47	11:22:27
13	01:44,778	00:24,467	00:27,298	00:24,239	00:28,774	189,47	11:24:11
14	01:44,973	00:24,477	00:27,464	00:24,186	00:28,846	193,43	11:25:56
15	01:45,183	00:24,657	00:27,371	00:23,998	00:29,157	190,03	11:27:42
16	01:44,635	00:24,495	00:27,390	00:24,084	00:28,666	192,86	11:29:26
17	01:44,562	00:24,400	00:27,387	00:23,963	00:28,812	194,59	11:31:11

74	SAKO,Daijuro	C. De Campeones					
	JPN	P.Vmax: 8	T. Ideal: 01:42,339				
Lap	Time	Sector 1	Sector 2	Sector 3	Sector 4	V.Max	Hour
1	FIRST LAP	00:31,888	00:27,552	00:23,826	00:28,226	154,29	11:03:07
2	01:42,920	00:24,392	00:26,866	00:23,500	00:28,162	194,01	11:04:50
3	01:43,897	00:25,152	00:27,048	00:23,476	00:28,221	200,62	11:06:34
4	01:42,551	00:23,992	00:27,026	00:23,467	00:28,066	196,96	11:08:16
5	01:43,018	00:23,940	00:27,147	00:23,645	00:28,286	195,77	11:09:59

77	VOLPI,Mattia	SIC 58 Squadra Corse					
	ITA	P.Vmax: 19	T. Ideal: 01:44,186				
Lap	Time	Sector 1	Sector 2	Sector 3	Sector 4	V.Max	Hour
1	FIRST LAP	00:32,747	00:28,353	00:24,318	00:28,707	157,66	11:03:10
2	01:44,775	00:24,410	00:27,598	00:24,003	00:28,764	197,56	11:04:55
3	01:44,953	00:24,560	00:27,433	00:24,075	00:28,885	192,86	11:06:39
4	01:45,152	00:24,710	00:27,516	00:24,062	00:28,864	188,92	11:08:25
5	01:45,411	00:24,603	00:27,876	00:24,024	00:28,908	188,37	11:10:10
6	01:45,201	00:24,788	00:27,488	00:24,043	00:28,882	191,15	11:11:55
7	01:45,224	00:24,911	00:27,413	00:24,139	00:28,761	186,21	11:13:40
8	01:45,181	00:24,892	00:27,508	00:23,940	00:28,841	192,28	11:15:26
9	01:45,205	00:24,960	00:27,489	00:24,023	00:28,733	186,21	11:17:11
10	01:45,627	00:24,920	00:27,944	00:23,838	00:28,925	193,43	11:18:56
11	01:44,923	00:24,561	00:27,527	00:23,930	00:28,905	194,59	11:20:41
12	01:44,774	00:24,708	00:27,254	00:24,008	00:28,804	185,14	11:22:26





Circuit de la C.Valenciana

FIM CEV REPSOL Circuit Ricardo Tormo

ANALYSIS / SECTORS Race Saturday Hawkets ETC

13	01:45,065	00:24,577	00:27,412	00:24,262	00:28,814	192,86	11:24:11	9	01:43,766	00:24,306	00:27,088	00:24,031	00:28,341	198,77	11:16:53
14	01:45,355	00:24,830	00:27,411	00:24,285	00:28,829	188,92	11:25:57	10	01:43,302	00:24,345	00:26,950	00:23,696	00:28,311	194,59	11:18:36
15	01:44,776	00:24,557	00:27,404	00:24,084	00:28,731	190,59	11:27:41	11	01:43,468	00:24,215	00:27,000	00:23,959	00:28,294	197,56	11:20:20
16	01:44,602	00:24,517	00:27,286	00:23,989	00:28,810	192,28	11:29:26	12	01:43,467	00:24,293	00:26,918	00:23,883	00:28,373	200,00	11:22:03
17	01:44,629	00:24,463	00:27,231	00:23,867	00:29,068	190,59	11:31:11	13	01:43,843	00:24,567	00:26,992	00:23,915	00:28,369	199,38	11:23:47

78		JIGALOV,Damian		L. Moly Intact SIC J			
		USA		P.Vmax: 36		T. Ideal: 01:46,042	
Lap	Time	Sector 1	Sector 2	Sector 3	Sector 4	V.Max	Hour
1	FIRST LAP	00:34,441	00:29,208	00:24,887	00:29,085	164,89	11:03:13
2	01:46,761	00:24,898	00:28,041	00:24,615	00:29,207	191,72	11:05:00
3	01:46,948	00:25,117	00:28,073	00:24,325	00:29,433	187,28	11:06:47
4	01:47,128	00:25,132	00:28,071	00:24,489	00:29,436	187,28	11:08:34
5	01:47,632	00:25,285	00:28,175	00:24,709	00:29,463	184,09	11:10:22
6	01:47,659	00:25,232	00:28,243	00:24,719	00:29,465	185,14	11:12:09
7	01:46,654	00:25,147	00:27,951	00:24,315	00:29,241	184,09	11:13:56
8	01:47,311	00:25,062	00:28,068	00:24,637	00:29,544	186,21	11:15:43
9	01:46,312	00:24,873	00:27,859	00:24,363	00:29,217	186,21	11:17:30
10	01:46,732	00:24,912	00:27,846	00:24,612	00:29,362	189,47	11:19:16
11	01:47,302	00:25,309	00:27,894	00:24,568	00:29,531	183,05	11:21:04
12	01:46,959	00:25,141	00:28,165	00:24,500	00:29,153	185,67	11:22:51
13	01:46,887	00:25,082	00:27,981	00:24,538	00:29,286	185,67	11:24:38
14	01:47,009	00:25,215	00:27,958	00:24,682	00:29,154	184,62	11:26:25
15	01:46,959	00:25,133	00:28,029	00:24,472	00:29,325	183,57	11:28:11
16	01:46,573	00:25,097	00:27,866	00:24,409	00:29,201	185,67	11:29:58
17	01:46,169	00:24,894	00:27,778	00:24,421	00:29,076	186,74	11:31:44

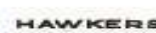
80		ALONSO,David		Openbank Aspar T.			
		COL		P.Vmax: 2		T. Ideal: 01:42,163	
Lap	Time	Sector 1	Sector 2	Sector 3	Sector 4	V.Max	Hour
1	FIRST LAP	00:32,248	00:28,106	00:23,713	00:28,375	157,28	11:03:08
2	01:42,693	00:23,900	00:27,021	00:23,653	00:28,119	199,38	11:04:51
3	01:42,632	00:24,017	00:26,893	00:23,559	00:28,163	196,96	11:06:33
4	01:42,281	00:24,018	00:26,826	00:23,416	00:28,021	196,96	11:08:16
5	01:43,391	00:24,228	00:27,069	00:23,597	00:28,497	203,13	11:09:59
6	01:43,171	00:24,213	00:26,874	00:23,717	00:28,367	194,59	11:11:42
7	01:43,237	00:24,319	00:26,968	00:23,687	00:28,263	196,96	11:13:25
8	01:43,696	00:24,456	00:27,214	00:23,715	00:28,311	198,77	11:15:09
9	01:43,456	00:24,261	00:27,022	00:23,789	00:28,384	200,62	11:16:53
10	01:43,207	00:24,363	00:26,837	00:23,676	00:28,331	194,59	11:18:36
11	01:43,423	00:24,045	00:27,123	00:23,773	00:28,482	195,77	11:20:19
12	01:43,411	00:24,162	00:27,094	00:23,772	00:28,383	191,72	11:22:03
13	01:44,024	00:24,621	00:27,016	00:23,933	00:28,454	189,47	11:23:47
14	01:43,835	00:24,263	00:27,205	00:23,870	00:28,497	191,72	11:25:31
15	01:43,706	00:24,284	00:27,086	00:23,850	00:28,486	190,59	11:27:14
16	01:43,839	00:24,206	00:27,124	00:24,003	00:28,506	192,86	11:28:58
17	01:43,576	00:24,291	00:27,092	00:23,732	00:28,461	193,43	11:30:42


83		CARPE,Álvaro		Hawkets Finetwerk J.			
		SPA		P.Vmax: 8		T. Ideal: 01:42,494	
Lap	Time	Sector 1	Sector 2	Sector 3	Sector 4	V.Max	Hour
1	FIRST LAP	00:31,168	00:27,384	00:23,844	00:28,451	153,19	11:03:06
2	01:43,280	00:24,118	00:27,222	00:23,610	00:28,330	193,43	11:04:50
3	01:43,292	00:24,397	00:26,879	00:23,662	00:28,354	198,17	11:06:33
4	01:43,071	00:24,383	00:26,920	00:23,616	00:28,152	196,96	11:08:16
5	01:43,222	00:23,964	00:27,259	00:23,608	00:28,391	198,77	11:09:59
6	01:43,115	00:24,287	00:26,832	00:23,782	00:28,214	200,00	11:11:42
7	01:43,173	00:24,346	00:27,009	00:23,673	00:28,145	199,38	11:13:26
8	01:43,610	00:24,405	00:27,187	00:23,726	00:28,292	200,62	11:15:09

84		Van Der GOORBERGH		Super-B			
		NED		P.Vmax: 8		T. Ideal: 01:42,634	
Lap	Time	Sector 1	Sector 2	Sector 3	Sector 4	V.Max	Hour
1	FIRST LAP	00:30,647	00:27,077	00:23,891	00:28,328	150,35	11:03:06
2	01:43,374	00:24,201	00:26,943	00:23,885	00:28,345	199,38	11:04:49
3	01:42,734	00:24,169	00:26,938	00:23,429	00:28,198	200,62	11:06:32
4	01:43,402	00:24,124	00:27,105	00:23,838	00:28,335	195,18	11:08:15
5	01:44,067	00:24,729	00:26,965	00:23,746	00:28,627	189,47	11:09:59
6	01:43,123	00:24,217	00:26,903	00:23,749	00:28,254	195,77	11:11:42
7	01:43,249	00:24,371	00:27,016	00:23,636	00:28,226	197,56	11:13:26
8	01:43,904	00:24,585	00:27,212	00:23,834	00:28,273	199,38	11:15:09
9	01:43,561	00:24,250	00:27,137	00:23,775	00:28,399	199,38	11:16:53
10	01:43,094	00:24,214	00:26,973	00:23,657	00:28,250	195,77	11:18:36
11	01:43,544	00:24,310	00:27,016	00:23,959	00:28,259	199,38	11:20:20
12	01:43,271	00:24,288	00:26,897	00:23,870	00:28,216	200,00	11:22:03
13	01:44,186	00:24,708	00:27,074	00:23,898	00:28,506	200,00	11:23:47
14	01:43,502	00:24,350	00:27,086	00:23,741	00:28,325	188,92	11:25:31
15	01:43,746	00:24,110	00:27,129	00:24,076	00:28,431	192,28	11:27:14
16	01:43,800	00:24,317	00:27,030	00:24,008	00:28,445	190,59	11:28:58
17	01:43,697	00:24,534	00:27,028	00:23,669	00:28,466	195,18	11:30:42

89		MIHAILA,Demis		Team Honda Laglisse			
		ITA		P.Vmax: 16		T. Ideal: 01:44,241	
Lap	Time	Sector 1	Sector 2	Sector 3	Sector 4	V.Max	Hour
1	FIRST LAP	00:33,425	00:27,988	00:24,347	00:28,958	161,60	11:03:10
2	01:44,867	00:24,400	00:27,525	00:23,922	00:29,020	196,36	11:04:55
3	01:44,878	00:24,494	00:27,605	00:24,031	00:28,748	194,01	11:06:40
4	01:44,955	00:24,494	00:27,609	00:24,124	00:28,728	192,86	11:08:25
5	01:45,033	00:24,348	00:27,608	00:24,354	00:28,723	194,59	11:10:10
6	01:45,731	00:24,875	00:27,701	00:24,260	00:28,895	192,86	11:11:56
7	01:44,785	00:24,576	00:27,488	00:23,972	00:28,749	195,18	11:13:41
8	01:45,113	00:24,878	00:27,577	00:23,997	00:28,661	194,59	11:15:26
9	01:45,035	00:24,716	00:27,396	00:24,147	00:28,776	190,03	11:17:11
10	01:45,480	00:24,648	00:27,680	00:24,192	00:28,960	191,72	11:18:56
11	01:45,270	00:24,601	00:27,642	00:24,210	00:28,817	188,37	11:20:41
12	01:44,749	00:24,722	00:27,448	00:23,891	00:28,688	190,03	11:22:26
13	01:44,729	00:24,626	00:27,341	00:24,014	00:28,748	192,86	11:24:11
14	01:45,104	00:24,658	00:27,439	00:24,043	00:28,964	188,92	11:25:56
15	01:45,096	00:24,763	00:27,420	00:23,950	00:28,963	186,21	11:27:41
16	01:44,935	00:24,467	00:27,406	00:24,207	00:28,855	190,59	11:29:26
17	01:44,744	00:24,603	00:27,382	00:24,075	00:28,684	198,17	11:31:11

95		MORELLI,Marco		Estrella Galicia 0,0			
		SPA		P.Vmax: 26		T. Ideal: 01:42,792	
Lap	Time	Sector 1	Sector 2	Sector 3	Sector 4	V.Max	Hour
1	FIRST LAP	00:31,801	00:27,502	00:23,790	00:28,422	156,14	11:03:07
2	01:42,792	00:23,923	00:27,084	00:23,541	00:28,244	195,77	11:04:50





31 October - 1 November

CIRCUIT RICARDO TORMO

FIM CEV REPSOL 2020

Circuit de la C. Valenciana

30-31 OCT-1 NOV

Circuit de la C. Valenciana

Race Saturday Hawkerc ETC

LISTADO DEL CUADRANTE

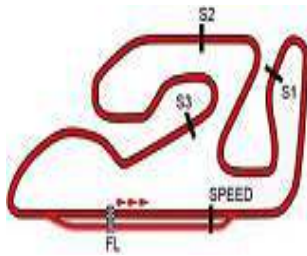
	V1	V2	V3	V4	V5	V6	V7	V8	V9	V10	V11	V12	V13	V14	V15	V16	V17
80 - ALONSO, David	69	69	41	48	69	13	69	13	69	69	80	80	54	80	80	80	80
13 - TAPIA, Marco	41	41	48	41	13	69	13	69	13	80	54	69	80	84	13	13	13
54 - FERRANDEZ, Alberto	84	48	84	84	80	80	54	54	54	54	13	54	13	13	84	84	54
69 - RUDA, Marcos	48	84	54	69	84	84	80	80	80	13	69	84	69	69	69	69	69
84 - Van Der GOORBERGH	32	54	69	13	54	54	84	83	84	84	84	13	84	54	54	54	84
83 - CARPE, Álvaro	83	13	13	80	83	83	83	84	83	83	83	83	83	83	83	83	83
12 - ROULSTONE, Jacob J.	13	32	83	54	74	12	12	38	12	12	12	12	12	12	10	10	12
10 - CRUCES, Adrian	54	83	80	83	10	38	38	12	38	38	10	66	10	10	30	12	10
30 - VEJER, Collin	74	95	29	74	12	18	44	18	18	66	38	10	66	30	66	66	30
18 - PIQUERAS, Angel	95	74	74	10	38	49	18	49	66	10	66	38	38	66	12	30	18
38 - RODRIGUEZ, Juan	29	80	10	12	18	44	49	66	49	18	18	49	49	38	38	38	38
49 - GARCIA, Julio	80	29	49	18	49	66	66	10	10	49	49	18	18	18	18	18	49
66 - TONN, Phillip	18	10	18	38	44	10	10	30	30	30	30	30	30	49	49	49	66
55 - DETTWILER, Noah	10	18	12	49	66	30	30	55	55	55	55	55	55	55	55	55	55
21 - BERTA, Dean	49	49	38	66	30	55	55	77	21	89	77	21	21	89	21	21	21
70 - SCOTT, Tyler	38	12	66	44	55	77	21	89	89	70	89	77	89	21	89	77	77
77 - VOLPI, Mattia	66	66	30	30	27	27	77	21	77	77	21	89	77	70	77	89	70
89 - MIHAILA, Denis	12	38	55	55	77	21	89	70	70	21	70	70	70	77	70	70	89
27 - SANDOVAL, Romeo	30	30	44	77	89	89	27	27	27	27	27	27	27	27	27	27	27
17 - COLLINS, Torin	55	55	77	27	70	70	70	17	17	17	17	17	17	17	17	17	17
57 - GARNES, Johnny	77	44	89	89	21	17	17	57	62	57	57	57	57	57	57	57	57
62 - TRIAS, Blai	89	77	27	70	39	57	57	62	57	62	62	62	62	62	62	62	62
39 - PERRIN, Bartholome	44	89	70	21	17	62	62	36	36	39	39	39	39	39	39	39	39
36 - SHARIL, Sharul E.	27	27	39	39	57	36	36	39	39	39	36	5	36	36	36	36	36
5 - PAWELEC, Oleg	39	39	57	17	36	39	39	5	5	5	5	36	5	5	5	5	5
37 - O'GORMAN, Casey	57	70	21	57	62	5	5	16	37	37	37	37	37	37	37	37	37
78 - JIGALOV, Damian	70	36	17	36	5	16	16	3	3	78	16	16	16	16	16	16	78
16 - LIGUORI, Edoardo	36	57	36	62	16	78	3	78	16	16	78	78	78	78	78	78	16
3 - PEDENEAU, Mateo	17	21	62	5	78	3	78	37	78	3	3	3	3	3	3	3	3
4 - PAWELEC, Milan	62	17	5	78	3	37	37	4	4	4	4	4	4	4	4	4	4
56 - HENRY, Marius	21	62	78	16	37	56	4	44P	56	56	56	56	56	56	56	56	56
- DESCLASIFICADOS NO BANDER	5	5	16	3	56	4	56	56									
44 - MILLAN, Hugo	78	78	3	56	4												
74 - SAKO, Daijro	16	16	56	37													
48 - ORTOLA, Ivan	3	3	37	4													
41 - GARCIA, Roberto	56	56	4														
29 - VOIGHT, Harrison	37	37	32P														
32 - REAL, David	4	4															
95 - MORELLI, Marco																	
- # 77 DROP ONE POSITION EX																	

Presidente del Jurado

Director de Carrera

Cronometrador





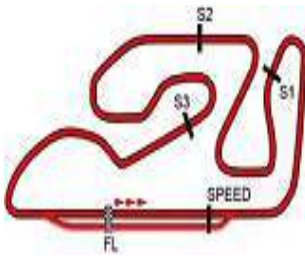
Circuit de la C. Valenciana

FIM CEV REPSOL Circuit Ricardo Tormo

Análisis por vuelta Race Saturday Hawkerc ETC

Lap: 1			Lap: 2			Lap: 3			Lap: 4			Lap: 5			Lap: 6			Lap: 7					
Num	Tiempo	GAP	Num	Tiempo	GAP	Num	Tiempo	GAP	Num	Tiempo	GAP	Num	Tiempo	GAP	Num	Tiempo	GAP	Num	Tiempo	GAP			
69	FIRST LAP		69	01:43,248		41	01:42,714		48	01:43,521		69	01:43,608		69	01:43,039		69	01:43,121	0,030	69	01:43,121	0,030
41	FIRST LAP	0,102	41	01:43,195	0,049	48	01:42,648	0,130	41	01:43,712	0,061	13	01:43,390	0,052	69	01:43,121	0,030	69	01:43,121	0,030	69	01:43,121	0,030
84	FIRST LAP	0,232	48	01:43,047	0,245	84	01:42,734	0,329	84	01:43,712	0,080	13	01:43,391	0,169	80	01:43,171	0,249	80	01:43,171	0,249	80	01:43,171	0,249
48	FIRST LAP	0,446	84	01:43,374	0,358	54	01:43,471	1,515	84	01:44,067	0,250	39	01:44,658	6,769	84	01:43,123	0,282	84	01:43,123	0,282	84	01:43,123	0,282
32	FIRST LAP	0,800	54	01:42,842	0,807	69	01:44,310	1,547	54	01:43,474	0,306	17	01:44,662	11,818	54	01:43,110	0,325	54	01:43,110	0,325	54	01:43,110	0,325
83	FIRST LAP	1,136	13	01:42,926	0,843	13	01:43,521	1,601	57	01:45,240	11,839	57	01:45,152	9,632	83	01:43,115	0,466	83	01:43,115	0,466	83	01:43,115	0,466
13	FIRST LAP	1,165	32	01:43,321	0,873	83	01:43,292	1,697	36	01:45,517	12,742	27	01:45,128	19,085	12	01:43,501	3,770	12	01:43,501	3,770	12	01:43,501	3,770
54	FIRST LAP	1,213	83	01:43,280	1,168	80	01:42,632	2,045	62	01:45,096	12,851	5	01:46,400	15,532	38	01:43,598	4,050	38	01:43,598	4,050	38	01:43,598	4,050
74	FIRST LAP	1,781	95	01:42,792	1,348	29	01:42,795	2,545	5	01:46,400	15,532	78	01:47,128	19,085	18	01:43,588	4,208	18	01:43,588	4,208	18	01:43,588	4,208
95	FIRST LAP	1,804	74	01:42,920	1,453	74	01:43,897	2,587	78	01:46,936	19,126	16	01:46,936	19,126	49	01:43,416	4,464	49	01:43,416	4,464	49	01:43,416	4,464
29	FIRST LAP	2,690	80	01:42,693	2,176	10	01:42,762	2,850	3	01:46,859	19,373	3	01:46,859	19,373	44	01:43,043	4,474	44	01:43,043	4,474	44	01:43,043	4,474
80	FIRST LAP	2,731	29	01:43,071	2,513	49	01:43,419	4,079	56	01:49,872	26,199	56	01:49,872	26,199	66	01:43,582	5,079	66	01:43,582	5,079	66	01:43,582	5,079
18	FIRST LAP	2,858	10	01:43,145	2,851	18	01:43,725	4,109	37	01:45,324	27,463	37	01:45,324	27,463	10	01:48,223	6,033	10	01:48,223	6,033	10	01:48,223	6,033
10	FIRST LAP	2,954	18	01:43,537	3,147	3	01:47,243	16,165	4	01:46,662	33,798	4	01:46,662	33,798	30	01:43,691	6,129	30	01:43,691	6,129	30	01:43,691	6,129
49	FIRST LAP	3,049	49	01:43,622	3,423	12	01:43,192	4,151	3	01:46,859	19,373	3	01:46,859	19,373	55	01:44,142	8,191	55	01:44,142	8,191	55	01:44,142	8,191
38	FIRST LAP	3,301	4	01:43,526	3,722	38	01:43,006	4,431	56	01:48,969	19,978	56	01:48,969	19,978	77	01:45,201	13,256	77	01:45,201	13,256	77	01:45,201	13,256
66	FIRST LAP	3,392				66	01:43,768	5,184	37	01:45,622	22,938	37	01:45,622	22,938	27	01:45,546	13,377	27	01:45,546	13,377	27	01:45,546	13,377
12	FIRST LAP	3,444				30	01:43,636	5,433	4	01:47,461	26,570	4	01:47,461	26,570	21	01:45,032	13,554	21	01:45,032	13,554	21	01:45,032	13,554
30	FIRST LAP	3,927				55	01:43,508	5,762							89	01:45,731	13,821	89	01:45,731	13,821	89	01:45,731	13,821
55	FIRST LAP	4,217				44	01:43,133	5,798							70	01:45,531	13,882	70	01:45,531	13,882	70	01:45,531	13,882
77	FIRST LAP	4,414				77	01:44,953	8,131							17	01:45,246	14,858	17	01:45,246	14,858	17	01:45,246	14,858
89	FIRST LAP	5,007				89	01:44,878	8,741							57	01:45,319	14,978	57	01:45,319	14,978	57	01:45,319	14,978
44	FIRST LAP	5,090				27	01:44,638	8,860							62	01:45,014	16,359	62	01:45,014	16,359	62	01:45,014	16,359
27	FIRST LAP	5,186				70	01:44,556	9,193							36	01:45,839	17,136	36	01:45,839	17,136	36	01:45,839	17,136
39	FIRST LAP	5,455				39	01:45,358	9,872							39	01:50,070	19,615	39	01:50,070	19,615	39	01:50,070	19,615
57	FIRST LAP	6,054				57	01:44,625	10,250							5	01:45,860	20,428	5	01:45,860	20,428	5	01:45,860	20,428
70	FIRST LAP	6,289				21	01:44,384	10,429							16	01:47,076	25,909	16	01:47,076	25,909	16	01:47,076	25,909
36	FIRST LAP	6,413				17	01:44,651	10,807							78	01:47,659	27,388	78	01:47,659	27,388	78	01:47,659	27,388
17	FIRST LAP	6,710				36	01:45,334	10,876							3	01:47,746	27,520	3	01:47,746	27,520	3	01:47,746	27,520
62	FIRST LAP	6,712				62	01:45,112	11,406							37	01:45,206	30,811	37	01:45,206	30,811	37	01:45,206	30,811
21	FIRST LAP	7,112				5	01:45,745	12,783							56	01:49,595	37,766	56	01:49,595	37,766	56	01:49,595	37,766
5	FIRST LAP	7,274				78	01:46,948	15,608							4	01:46,694	40,257	4	01:46,694	40,257	4	01:46,694	40,257
78	FIRST LAP	7,910				16	01:47,150	15,841															
16	FIRST LAP	7,980				3	01:47,243	16,165															
3	FIRST LAP	8,367				56	01:48,969	19,978															
56	FIRST LAP	8,938				37	01:45,615	25,790															
37	FIRST LAP	20,364																					
4	FIRST LAP	22,357																					





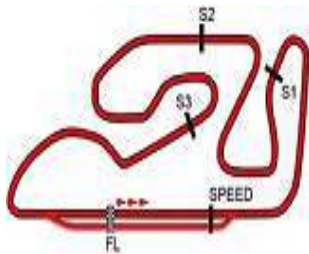
Circuit de la C.Valenciana

FIM CEV REPSOL Circuit Ricardo Tormo

Análisis por vuelta Race Saturday Hawkerc ETC

Num	Tiempo	GAP	Num	Tiempo	GAP	Num	Tiempo	GAP	Num	Tiempo	GAP
12	01:43,450	4,091	56	01:48,705	49,138	36	01:46,440	28,444	21	01:44,416	23,370
38	01:43,375	4,296	Lap: 9			39	01:45,401	29,020	77	01:44,774	23,511
44	01:43,274	4,619	Num	Tiempo	GAP	5	01:45,413	29,281	89	01:44,749	23,574
18	01:43,778	4,857	69	01:43,427		37	01:45,245	37,999	70	01:44,773	23,926
49	01:43,684	5,019	13	01:43,694	0,170	78	01:46,732	40,666	27	01:45,058	24,399
66	01:43,261	5,211	54	01:43,554	0,251	16	01:46,967	40,675	17	01:45,111	24,939
10	01:43,454	6,358	80	01:43,456	0,272	3	01:47,119	40,808	57	01:45,799	29,049
30	01:43,652	6,652	84	01:43,561	0,630	4	01:46,905	53,422	62	01:45,835	29,264
55	01:44,452	9,514	83	01:43,766	0,649	56	01:49,504	01:01,1	39	01:45,556	33,073
21	01:44,820	15,245	12	01:43,799	4,460	Lap: 11			5	01:45,755	33,604
77	01:45,224	15,351	38	01:44,048	4,703	Num	Tiempo	GAP	36	01:46,014	33,610
89	01:44,785	15,477	18	01:43,608	4,855	80	01:43,423		37	01:45,323	42,013
27	01:45,469	15,717	66	01:43,361	4,992	54	01:43,416	0,059	16	01:46,927	47,941
70	01:45,183	15,936	49	01:44,023	5,311	13	01:43,421	0,175	78	01:46,959	47,979
17	01:44,659	16,388	10	01:43,113	5,770	69	01:43,725	0,188	3	01:47,049	48,357
57	01:45,473	17,322	30	01:43,244	6,271	84	01:43,544	0,366	4	01:47,069	01:00,5
62	01:45,179	18,409	55	01:44,398	10,993	83	01:43,468	0,517	56	01:50,051	01:13,9
36	01:45,959	19,966	21	01:44,879	18,297	12	01:43,874	4,808	Lap: 13		
39	01:46,273	22,759	89	01:45,035	18,388	10	01:43,058	4,950	Num	Tiempo	GAP
5	01:46,020	23,319	77	01:45,205	18,500	38	01:43,760	4,956	54	01:43,873	
16	01:47,198	29,978	70	01:44,607	18,625	66	01:43,375	5,137	80	01:44,024	0,027
3	01:45,817	30,208	27	01:44,688	18,763	18	01:43,632	5,537	13	01:43,935	0,335
78	01:46,654	30,913	17	01:44,979	19,489	49	01:43,529	5,635	69	01:44,361	0,404
37	01:44,956	32,638	62	01:45,343	21,768	30	01:43,412	6,156	84	01:44,186	0,415
4	01:46,633	43,761	57	01:46,216	21,833	55	01:44,507	13,112	83	01:43,843	0,419
56	01:49,509	44,146	36	01:46,497	25,369	77	01:44,923	22,148	12	01:43,924	5,175
Lap: 8			39	01:45,575	26,984	89	01:45,270	22,236	10	01:43,725	5,342
Num	Tiempo	GAP	5	01:45,592	27,233	21	01:44,937	22,365	66	01:43,886	5,440
13	01:43,607		37	01:44,942	36,119	70	01:45,457	22,564	38	01:43,947	5,671
69	01:43,810	0,097	3	01:46,840	37,054	27	01:44,875	22,752	49	01:43,888	5,708
54	01:43,741	0,221	16	01:47,095	37,073	17	01:45,028	23,239	18	01:43,891	5,795
80	01:43,696	0,340	78	01:46,312	37,299	57	01:45,899	26,661	30	01:43,854	6,008
83	01:43,610	0,407	4	01:46,790	49,882	62	01:45,922	26,840	55	01:44,711	14,837
84	01:43,904	0,593	56	01:49,380	54,994	39	01:45,445	30,928	21	01:44,858	24,231
38	01:43,596	4,179	Lap: 10			36	01:46,100	31,007	89	01:44,729	24,306
12	01:43,807	4,185	Num	Tiempo	GAP	5	01:45,516	31,260	77	01:45,065	24,579
18	01:43,627	4,771	69	01:43,365		37	01:45,639	40,101	70	01:44,778	24,707
49	01:43,506	4,812	80	01:43,207	0,114	16	01:47,287	44,425	27	01:44,870	25,272
66	01:43,657	5,155	54	01:43,294	0,180	78	01:47,302	44,431	17	01:44,937	25,879
10	01:43,536	6,181	13	01:43,486	0,291	3	01:47,448	44,719	57	01:46,155	31,207
30	01:43,612	6,551	84	01:43,094	0,359	4	01:46,999	56,884	62	01:46,097	31,364
55	01:44,318	10,119	83	01:43,302	0,586	56	01:49,760	01:07,3	39	01:45,788	34,864
77	01:45,181	16,819	12	01:43,376	4,471	Lap: 12			36	01:45,614	35,227
89	01:45,113	16,877	38	01:43,395	4,733	Num	Tiempo	GAP	5	01:45,880	35,487
21	01:45,410	16,942	66	01:43,672	5,299	80	01:43,411		37	01:45,417	43,433
70	01:45,319	17,542	10	01:43,024	5,429	69	01:43,263	0,040	16	01:46,913	50,857
27	01:45,595	17,599	18	01:43,952	5,442	54	01:43,476	0,124	78	01:46,887	50,869
17	01:45,359	18,034	49	01:43,697	5,643	84	01:43,271	0,226	3	01:46,808	51,168
57	01:45,532	19,141	30	01:43,375	6,281	13	01:43,633	0,397	4	01:47,226	01:03,7
62	01:45,253	19,949	55	01:44,514	12,142	83	01:43,467	0,573	56	01:50,225	01:20,2
36	01:46,143	22,396	89	01:45,480	20,503	12	01:43,851	5,248	Lap: 14		
39	01:45,887	24,933	70	01:45,384	20,644	66	01:43,825	5,551	Num	Tiempo	GAP
5	01:45,559	25,165	77	01:45,627	20,762	10	01:44,075	5,614	80	01:43,835	
16	01:47,237	33,502	21	01:46,033	20,965	38	01:44,176	5,721	84	01:43,502	0,055
3	01:47,243	33,738	27	01:46,016	21,414	49	01:43,593	5,817	13	01:43,726	0,199
78	01:47,311	34,511	17	01:45,624	21,748	18	01:43,775	5,901	69	01:43,686	0,228
37	01:45,776	34,701	57	01:45,831	24,299	30	01:43,406	6,151	54	01:44,253	0,391
4	01:46,568	46,616	62	01:46,052	24,455	55	01:44,422	14,123	83	01:44,043	0,600
44	PIT	46,639									



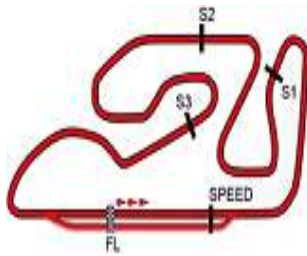


Circuit de la C. Valenciana

FIM CEV REPSOL Circuit Ricardo Tormo

Análisis por vuelta Race Saturday Hawkercs ETC

Lap: 15			Lap: 16			Lap: 17		
Num	Tiempo	GAP	Num	Tiempo	GAP	Num	Tiempo	GAP
12	01:44,728	6,041	36	01:45,104	41,721	80	01:43,839	
10	01:44,736	6,216	5	01:45,055	42,069	13	01:43,811	0,029
30	01:44,282	6,428	37	01:45,884	51,227	84	01:43,800	0,056
66	01:44,898	6,476	78	01:46,169	01:02,5	69	01:43,718	0,170
38	01:44,790	6,599	16	01:46,785	01:02,8	54	01:43,683	0,183
18	01:44,691	6,624	3	01:46,166	01:03,0	83	01:43,639	0,224
49	01:44,867	6,713	4	01:47,364	01:16,5	10	01:44,175	6,902
55	01:44,701	15,676	56	01:50,100	01:46,0	12	01:43,867	6,954
89	01:45,104	25,548				66	01:44,127	7,152
21	01:45,269	25,638				30	01:44,381	7,174
70	01:44,973	25,818				38	01:44,243	7,374
77	01:45,355	26,072				18	01:44,056	7,378
27	01:45,290	26,700				49	01:43,939	7,654
17	01:45,027	27,044				55	01:44,923	18,006
57	01:46,104	33,449				21	01:44,854	27,684
62	01:46,135	33,637				77	01:44,602	27,905
39	01:45,025	36,027				89	01:44,935	28,034
36	01:45,525	36,890				70	01:44,635	28,091
5	01:45,409	37,034				27	01:44,842	28,759
37	01:45,565	45,136				17	01:46,504	30,984
16	01:47,013	54,008				57	01:45,805	37,432
78	01:47,009	54,016				62	01:45,825	37,675
3	01:47,099	54,405				39	01:45,361	39,847
4	01:46,988	01:06,8				36	01:45,177	40,193
56	01:50,250	01:26,6				5	01:45,563	40,590
						37	01:45,405	48,919
						16	01:46,270	59,670
						78	01:46,573	01:00,0
						3	01:46,738	01:00,4
						4	01:46,570	01:12,7
						56	01:50,019	01:39,4



Circuit de la C. Valenciana

FIM CEV REPSOL Circuit Ricardo Tormo

Velocidades máximas Race Saturday Hawkets ETC

Name	Country/Res	Brand	Best 5 max. speed					Media	Max.
49 GARCIA,Julio	SPA	Honda	204,4	201,2	200,6	199,4	198,8	200,9	204,4
80 ALONSO,David	COL	Honda	203,1	200,6	199,4	198,8	197,0	199,8	203,1
12 ROULSTONE,Jacob J.	AUS	Honda	202,5	198,2	197,6	195,2	193,4	197,4	202,5
18 PIQUERAS,Angel	SPA	Honda	202,5	200,6	199,4	199,4	198,8	200,1	202,5
66 TONN,Phillip	GER	Honda	202,5	197,6	197,6	197,0	196,4	198,2	202,5
54 FERRANDEZ,Alberto	SPA	Honda	201,9	200,6	200,0	200,0	198,8	200,3	201,9
57 GARNESS,Johnny	GBR	Honda	201,2	200,0	199,4	198,2	197,6	199,3	201,2
83 CARPE,Álvaro	SPA	Honda	200,6	200,0	200,0	199,4	199,4	199,9	200,6
74 SAKO,Daijiro	JPN	Honda	200,6	197,0	195,8	194,0	154,3	188,3	200,6
84 Van Der GOORBERGH	NED	Honda	200,6	200,0	200,0	199,4	199,4	199,9	200,6
10 CRUCES,Adrian	SPA	Honda	200,0	195,8	194,6	194,0	194,0	195,7	200,0
27 SANDOVAL,Romeo	SPA	Honda	199,4	197,0	195,2	195,2	194,0	196,1	199,4
36 SHARIL,Sharil E.	MAL	Honda	199,4	196,4	195,2	193,4	192,9	195,4	199,4
69 RUDA,Marcos	SPA	Honda	198,8	197,0	196,4	194,6	194,0	196,1	198,8
62 TRIAS,Blai	SPA	Honda	198,8	195,2	194,6	194,6	194,6	195,5	198,8
89 MIHAILA,Demis	ITA	Honda	198,2	196,4	195,2	194,6	194,6	195,8	198,2
38 RODRÍGUEZ,Juan	SPA	Honda	198,2	196,4	195,2	194,6	194,0	195,7	198,2
21 BERTA,Dean	SPA	Honda	198,2	197,6	197,6	197,0	195,8	197,2	198,2
13 TAPIA,Marco	SPA	Honda	197,6	196,4	194,6	194,0	194,0	195,3	197,6
30 VEIJER,Collin	NED	Honda	197,6	197,0	197,0	196,4	195,8	196,7	197,6
32 REAL,David	SPA	Honda	197,6	192,3	153,9			181,3	197,6
44 MILLAN,Hugo	SPA	Honda	197,6	196,4	194,0	193,4	192,9	194,8	197,6
77 VOLPI,Mattia	ITA	Honda	197,6	194,6	193,4	192,9	192,9	194,3	197,6
29 VOIGHT,Harrison	AUS	Honda	197,0	197,0	155,0			183,0	197,0
55 DETTWILER,Noah	SWI	Honda	197,0	195,8	195,2	191,2	190,0	193,8	197,0
16 LIGUORI,Edoardo	ITA	Honda	195,8	193,4	191,7	190,6	189,5	192,2	195,8
48 ORTOLÁ,Iván	SPA	Honda	195,8	195,2	195,2	150,7		184,2	195,8
95 MORELLI,Marco	SPA	Honda	195,8	156,1				176,0	195,8
70 SCOTT,Tyler	USA	Honda	195,2	194,6	194,6	194,0	193,4	194,4	195,2
37 O'GORMAN,Casey	IRL	Honda	194,6	190,0	189,5	189,5	189,5	190,6	194,6
39 PERRIN,Barthlome	FRA	Honda	194,6	192,9	192,9	190,0	186,7	191,4	194,6
3 PEDENEAU,Mateo	FRA	Honda	194,0	193,4	192,3	191,2	190,0	192,2	194,0
41 GARCIA,Roberto	SPA	Honda	194,0	191,2	187,8	146,6		179,9	194,0
5 PAWELEC,Oleg	POL	Honda	192,9	190,0	189,5	189,5	188,9	190,2	192,9
17 COLLINS,Torin	CAN	Honda	192,3	191,7	191,2	190,6	189,5	191,0	192,3
78 JIGALOV,Damian	USA	Honda	191,7	189,5	187,3	187,3	186,7	188,5	191,7
4 PAWELEC,Milan	POL	Honda	190,6	190,0	190,0	189,5	188,9	189,8	190,6
56 HENRY,Marius	FRA	Honda	187,8	183,1	179,5	178,5	177,0	181,2	187,8

