

Hawkers ETC

FIM CEV REPSOL MOTORLAND ARAGON

Race Sunday (9 Laps, 45,7 km.)

Classification

No	Rider	Nat	Team	Bike	Tires	Cl.	Laps	Total Time	Gap	Kph	Best Lap		
											Lap	Time	Kph
1	84 ZONTA VAN DEN GOORBERGH	NED	SUPER-B	HONDA			9	18:40.093	-	146.9	9	2:03.512	148.0
2	80 DAVID ALONSO	COL	OPENBANK ASPAR TEAM	HONDA			9	18:40.432	+0.339	146.8	5	2:03.443	148.1
3	48 IVÁN ORTOLÁ	SPA	OPENBANK ASPAR TEAM	HONDA			9	18:40.508	+0.415	146.8	5	2:03.416	148.1
4	54 ALBERTO FERRÁNDEZ	SPA	CUNA DE CAMPEONES	HONDA			9	18:40.543	+0.450	146.8	5	2:03.422	148.1
5	18 ÁNGEL PIQUERAS	SPA	TALENT TEAM ESTRELLA GALICIA 0,0	HONDA			9	18:40.872	+0.779	146.8	5	2:03.558	147.9
6	44 HUGO MILLÁN	SPA	CUNA DE CAMPEONES	HONDA			9	18:41.035	+0.942	146.7	3	2:03.143	148.4
7	29 HARRISON VOIGHT	AUS	SIC 58 SQUADRACORSE	HONDA			9	18:41.104	+1.011	146.7	5	2:03.603	147.9
8	83 ALVARO CARPE	SPA	HAWKERS FINETWORK JUNIOR TEAM	HONDA			9	18:41.139	+1.046	146.7	5	2:03.351	148.2
9	32 DAVID REAL	SPA	MHP RACING - TECH SOLUTIONS	HONDA			9	18:48.351	+8.258	145.8	3	2:04.111	147.3
10	49 JULIO GARCÍA	SPA	JEREZ ANDALUCIA MOTOR TALENT	HONDA			9	18:48.469	+8.376	145.8	6	2:04.338	147.0
11	13 MARCO TAPIA	SPA	LEOPARD IMPALA JUNIOR TEAM	HONDA			9	18:48.435	+8.342	145.8	5	2:04.301	147.0
12	27 ROMEO SANDOVAL	SPA	HAWKERS FINETWORK JUNIOR TEAM	HONDA			9	18:49.303	+9.210	145.7	3	2:03.945	147.5
13	69 MARCOS RUDA	SPA	TEAM HONDA LAGLISSE	HONDA			9	18:49.386	+9.293	145.6	7	2:04.394	146.9
14	30 COLLIN VEIJER	NED	APEX - CARDOSO RACING	HONDA			9	18:49.476	+9.383	145.6	8	2:04.297	147.0
15	74 DAJIRO SAKO	JPN	CUNA DE CAMPEONES	HONDA			9	18:49.545	+9.452	145.6	6	2:04.350	147.0
16	10 ADRIÁN CRUCES	SPA	CUNA DE CAMPEONES	HONDA			9	18:52.635	+12.542	145.2	3	2:04.426	146.9
17	38 JUAN RODRÍGUEZ	SPA	CUNA CAMPEONES	HONDA			9	18:53.076	+12.983	145.2	4	2:04.482	146.8
18	12 JACOB ROULSTONE	AUS	LEOPARD IMPALA JUNIOR TEAM	HONDA			9	19:01.737	+21.644	144.1	5	2:05.185	146.0
19	7 FILIPPO FARIOLI	ITA	TEAM HONDA LAGLISSE	HONDA			9	19:01.905	+21.812	144.1	4	2:04.368	147.0
20	36 SHARUL SHARIL	MAL	LIQUI MOLY INTACT SIC JUNIOR TEAM	HONDA			9	19:01.987	+21.894	144.0	4	2:05.298	145.9
21	21 DEAN BERTA	SPA	TEAM VIÑALES	HONDA			9	19:02.145	+22.052	144.0	4	2:05.214	146.0
22	55 NOAH DETTWILER	SWI	REALE AVINTIA MTA JUNIOR TEAM	HONDA			9	19:02.295	+22.202	144.0	8	2:05.659	145.5
23	4 MILAN PAWELEC	POL	WÓJCIK RACING JUNIOR TEAM	HONDA			9	19:02.319	+22.226	144.0	4	2:05.487	145.7
24	62 BLAI TRIAS	SPA	ART BOX	HONDA			9	19:21.127	+41.034	141.7	4	2:07.000	143.9
25	77 MATTIA VOLPI	ITA	SIC58 SQUADRA CORSE	HONDA			9	19:21.218	+41.125	141.7	7	2:07.708	143.1
26	70 TYLER SCOTT	USA	TALENT TEAM ESTRELLA GALICIA 0,0	HONDA			9	19:21.230	+41.137	141.7	6	2:07.156	143.7
27	5 OLEG PAWELEC	POL	WÓJCIK RACING JUNIOR TEAM	HONDA			9	19:27.520	+47.427	140.9	4	2:08.154	142.6
28	47 LÉANDRO QUINTANS SANS	FRA	MHP RACING - TECH SOLUTIONS	HONDA			9	19:27.896	+47.803	140.8	6	2:07.954	142.8
29	17 TORIN COLLINS	CAN	REALE AVINTIA MTA JUNIOR TEAM	HONDA			9	19:31.564	+51.471	140.4	4	2:08.505	142.2
30	78 DAMIAN JIGALOV	USA	LIQUI MOLY INTACT SIC JUNIOR TEAM	HONDA			9	19:54.091	+1:13.998	137.8	6	2:10.765	139.8
31	56 MARIUS HENRY	FRA	SELECT MACHINES	HONDA			9	20:12.376	+1:32.283	135.7	2	2:12.809	137.6
32	51 ANGELO TAGLIARINI	ITA	FM MOTORSPORT RACING EMOTION	HONDA			9	20:13.062	+1:32.969	135.6	6	2:12.760	137.7
33	39 BARTHOLOMÉ PERRIN	FRA	EQUIPE DE FRANCE FILIERE GP	HONDA			9	20:26.934	+1:46.841	134.1	3	2:14.595	135.8
Not classified													
58	MATEUSZ PASIUK	POL	WÓJCIK RACING JUNIOR TEAM	HONDA			7	15:13.018			6	2:08.675	142.0
66	PHILLIP TONN	GER	LIQUI MOLY INTACTGP SIC JUNIOR TEAM	HONDA			4	8:26.315			4	2:04.344	147.0
24	GUILLEM PLANQUES	FRA	LARRESPORT CARRÉ D'OR	HONDA			4	8:44.302			2	2:07.140	143.8
95	MARCO MORELLI	SPA	TALENT TEAM ESTRELLA GALICIA 0,0	HONDA									

Pole Position:

Fastest Lap:

Lap3	HUGO MILLÁN	2:03.143	148.4 Kph
------	-------------	-----------------	-----------

#13 DROP ONE POSITION DUE TO TRACK LIMITS

Published at:

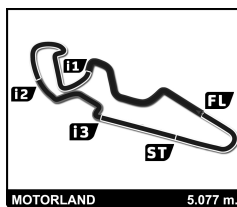
Track Status: **WET**

Race Director:

Timekeeper:

Alberto Estébanez





Hawkers ETC

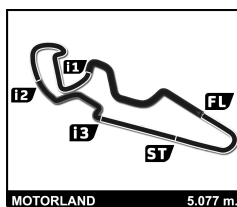
FIM CEV REPSOL MOTORLAND ARAGON

Race Sunday

Lap Chart

No	Pos	Grid	Lap									
			1	2	3	4	5	6	7	8	9	
84	1	84	84	84	84	84	84	84	84	80	84	
29	2	29	80	80	80	29	29	29	80	84	80	
80	3	80	48	48	48	80	80	80	48	48	48	
48	4	48	29	29	29	48	48	48	29	54	54	
49	5	49	83	83	54	54	54	83	54	29	18	
83	6	83	54	54	83	83	83	54	83	18	44	
18	7	18	18	18	18	44	18	18	18	83	29	
95	8	95	44	44	44	18	44	44	44	44	83	
54	9	54	69	69	49	32	32	32	32	32	32	
38	10	38	13	13	69	69	69	13	13	13	13	
69	11	69	49	49	13	13	13	69	69	69	49	
13	12	13	10	10	10	10	49	49	74	49	27	
74	13	74	74	74	32	49	27	27	49	74	69	
44	14	44	30	32	27	27	74	74	27	27	30	
12	15	12	32	30	74	74	30	30	30	30	74	
10	16	10	38	38	30	30	38	10	10	10	10	
7	17	7	7	27	38	38	10	38	38	38	38	
27	18	27	27	66	66	66	7	36	21	12	12	
30	19	30	66	7	7	7	36	7	4	21	7	
70	20	70	55	55	55	55	55	21	12	4	36	
21	21	21	4	36	36	36	21	12	36	36	21	
24	22	24	36	4	21	21	4	55	55	55	55	
32	23	32	21	21	4	4	12	4	7	7	4	
4	24	4	12	12	12	12	62	62	62	62	62	
36	25	36	24	24	24	77	77	77	77	77	77	
55	26	55	77	77	77	70	70	70	70	70	70	
66	27	66	70	70	70	62	47	47	47	5	5	
77	28	77	58	62	62	24	5	5	5	47	47	
39	29	39	62	58	47	47	58	58	58	17	17	
62	30	62	5	5	5	5	17	17	17	78	78	
17	31	17	47	47	58	58	78	78	78	56	56	
58	32	58	17	17	17	17	56	56	51	51	51	
5	33	5	39	39	78	78	51	51	56	39	39	
78	34	78	78	78	39	56	39	39				
51	35	51	51	51	51	39						
56	36	56	56	56	51							
47	37	47										

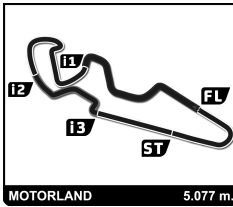




Hawkers ETC FIM CEV REPSOL MOTORLAND ARAGON Race Sunday

Best Sector Times

Sector 1			Sector 2			Sector 3			Sector 4			Pos	No	Ideal Lap	Best Lap	
Pos	No	Rider	Time	No	Rider	Time	No	Rider	Time	No	Rider					Time
1	18	Á.PIQUERAS	34.637	29	H.VOIGHT	34.199	84	Z.VAN DEN GOORBERGH	22.564	83	A.CARPE	31.171	1	44	2:02.923	2:03.143 (1)
2	27	R.SANDOVAL	34.668	48	I.ORTOLÁ	34.226	44	H.MILLÁN	22.599	32	D.REAL	31.200	2	48	2:03.089	2:03.416 (3)
3	38	J.RODRÍGUEZ	34.699	80	D.ALONSO	34.279	48	I.ORTOLÁ	22.639	54	A.FERRÁNDEZ	31.248	3	84	2:03.098	2:03.512 (6)
4	44	H.MILLÁN	34.729	44	H.MILLÁN	34.293	80	D.ALONSO	22.667	44	H.MILLÁN	31.302	4	54	2:03.101	2:03.422 (4)
5	84	Z.VAN DEN GOORBERGH	34.768	84	Z.VAN DEN GOORBERGH	34.300	18	Á.PIQUERAS	22.669	27	R.SANDOVAL	31.349	5	18	2:03.121	2:03.558 (7)
6	30	C.VEIJER	34.787	54	A.FERRÁNDEZ	34.311	29	H.VOIGHT	22.713	18	Á.PIQUERAS	31.355	6	29	2:03.148	2:03.603 (8)
7	54	A.FERRÁNDEZ	34.822	83	A.CARPE	34.392	54	A.FERRÁNDEZ	22.720	29	H.VOIGHT	31.355	7	83	2:03.195	2:03.351 (2)
8	80	D.ALONSO	34.836	74	D.SAKO	34.448	83	A.CARPE	22.752	48	I.ORTOLÁ	31.379	8	80	2:03.241	2:03.443 (5)
9	48	I.ORTOLÁ	34.845	18	Á.PIQUERAS	34.460	10	A.CRUCES	22.793	7	F.FARIOLI	31.403	9	32	2:03.366	2:04.111 (10)
10	49	J.GARCÍA	34.860	13	M.TAPIA	34.461	13	M.TAPIA	22.807	66	P.TONN	31.425	10	27	2:03.558	2:03.945 (9)
11	32	D.REAL	34.871	32	D.REAL	34.481	32	D.REAL	22.814	80	D.ALONSO	31.459	11	30	2:03.743	2:04.297 (11)
12	83	A.CARPE	34.880	7	F.FARIOLI	34.528	38	J.RODRÍGUEZ	22.829	10	A.CRUCES	31.463	12	38	2:03.827	2:04.482 (19)
13	29	H.VOIGHT	34.881	69	M.RUDA	34.537	27	R.SANDOVAL	22.854	84	Z.VAN DEN GOORBERGH	31.466	13	13	2:03.892	2:04.301 (12)
14	66	P.TONN	34.955	30	C.VEIJER	34.562	69	M.RUDA	22.881	30	C.VEIJER	31.491	14	49	2:03.927	2:04.338 (13)
15	74	D.SAKO	34.987	10	A.CRUCES	34.595	30	C.VEIJER	22.903	49	J.GARCÍA	31.498	15	74	2:03.941	2:04.350 (15)
16	13	M.TAPIA	35.069	49	J.GARCÍA	34.620	74	D.SAKO	22.935	38	J.RODRÍGUEZ	31.535	16	66	2:03.950	2:04.344 (14)
17	12	J.ROULSTONE	35.106	66	P.TONN	34.633	66	P.TONN	22.937	12	J.ROULSTONE	31.552	17	10	2:04.051	2:04.426 (18)
18	69	M.RUDA	35.118	27	R.SANDOVAL	34.687	49	J.GARCÍA	22.949	13	M.TAPIA	31.555	18	7	2:04.089	2:04.368 (16)
19	7	F.FARIOLI	35.165	55	N.DETTWILER	34.729	7	F.FARIOLI	22.993	74	D.SAKO	31.571	19	69	2:04.167	2:04.394 (17)
20	10	A.CRUCES	35.200	38	J.RODRÍGUEZ	34.764	21	D.BERTA	23.008	55	N.DETTWILER	31.617	20	12	2:04.628	2:05.185 (20)
21	36	S.SHARIL	35.254	12	J.ROULSTONE	34.810	36	S.SHARIL	23.104	69	M.RUDA	31.631	21	55	2:04.917	2:05.659 (24)
22	21	D.BERTA	35.262	4	M.PAWELEC	34.857	55	N.DETTWILER	23.131	36	S.SHARIL	31.765	22	36	2:05.009	2:05.298 (22)
23	4	M.PAWELEC	35.337	36	S.SHARIL	34.886	12	J.ROULSTONE	23.160	21	D.BERTA	31.829	23	21	2:05.093	2:05.214 (21)
24	55	N.DETTWILER	35.440	21	D.BERTA	34.994	4	M.PAWELEC	23.275	4	M.PAWELEC	31.838	24	4	2:05.307	2:05.487 (23)
25	24	G.PLANQUES	35.727	70	T.SCOTT	35.193	62	B.TRIAS	23.455	24	G.PLANQUES	32.165	25	24	2:06.770	2:07.140 (26)
26	70	T.SCOTT	35.730	77	M.VOLPI	35.268	17	T.COLLINS	23.565	47	L.QUINTANS SANS	32.170	26	62	2:06.854	2:07.000 (25)
27	77	M.VOLPI	35.768	62	B.TRIAS	35.282	24	G.PLANQUES	23.577	62	B.TRIAS	32.211	27	77	2:07.031	2:07.708 (28)
28	62	B.TRIAS	35.906	24	G.PLANQUES	35.301	5	O.PAWELEC	23.601	5	O.PAWELEC	32.353	28	70	2:07.062	2:07.156 (27)
29	5	O.PAWELEC	35.919	95	M.MORELLI	35.385	58	M.PASIUUK	23.620	77	M.VOLPI	32.364	29	5	2:07.493	2:08.154 (30)
30	47	L.QUINTANS SANS	35.973	58	M.PASIUUK	35.601	77	M.VOLPI	23.631	70	T.SCOTT	32.462	30	47	2:07.687	2:07.954 (29)
31	17	T.COLLINS	36.165	5	O.PAWELEC	35.620	70	T.SCOTT	23.677	58	M.PASIUUK	32.473	31	58	2:08.067	2:08.675 (32)
32	58	M.PASIUUK	36.373	17	T.COLLINS	35.640	47	L.QUINTANS SANS	23.893	17	T.COLLINS	32.748	32	17	2:08.118	2:08.505 (31)
33	78	D.JIGALOV	36.780	47	L.QUINTANS SANS	35.651	78	D.JIGALOV	23.985	78	D.JIGALOV	33.405	33	78	2:10.453	2:10.765 (33)
34	51	A.TAGLIARINI	37.320	78	D.JIGALOV	36.283	56	M.HENRY	24.479	39	B.PERRIN	33.434	34	51	2:12.084	2:12.760 (34)
35	56	M.HENRY	37.527	51	A.TAGLIARINI	36.659	51	A.TAGLIARINI	24.482	56	M.HENRY	33.485	35	56	2:12.445	2:12.809 (35)
36	39	B.PERRIN	37.927	56	M.HENRY	36.954	39	B.PERRIN	25.147	51	A.TAGLIARINI	33.623	36	39	2:13.909	2:14.595 (36)



Hawkers ETC

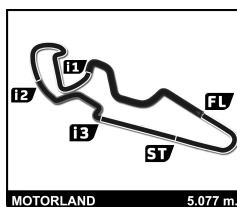
FIM CEV REPSOL MOTORLAND ARAGON

Race Sunday

Best Top Speed

No Rider	Team	Class	Top 1		Top 2		Top 3		Top 4		Top 5		Avg
			Kph	Lap	Kph	Lap	Kph	Lap	Kph	Lap	Kph	Lap	
83	ALVARO CARPE	HAWKERS FINETWORK JUNIOR TEAM	231.3	9	229.8	8	228.8	5	227.4	2	227.4	3	228,9
10	ADRIÁN CRUCES	CUNA DE CAMPEONES	226.4	3	224.5	2	222.2	1	220.9	6	220.4	5	222,9
27	ROMEO SANDOVAL	HAWKERS FINETWORK JUNIOR TEAM	226.4	7	225.0	3	225.0	4	224.1	1	224.1	6	224,9
32	DAVID REAL	MHP RACING - TECH SOLUTIONS	226.4	1	225.0	2	224.1	3	220.0	4	217.7	5	222,6
36	SHARUL SHARIL	LIQUI MOLY INTACT SIC JUNIOR TEAM	226.4	1	222.2	7	221.8	2	220.0	8	219.1	4	221,9
54	ALBERTO FERRÁNDEZ	CUNA DE CAMPEONES	226.4	7	225.0	8	222.7	3	222.7	5	221.8	6	223,7
18	ÁNGEL PIQUERAS	TALENT TEAM ESTRELLA GALICIA 0,0	225.9	8	224.1	1	224.1	3	223.6	7	223.1	4	224,2
29	HARRISON VOIGHT	SIC 58 SQUADRACORSE	225.5	9	223.1	8	221.8	3	221.3	7	220.4	5	222,4
7	FILIPPO FARIOLI	TEAM HONDA LAGLISSE	224.5	4	220.9	2	220.0	3	217.7	8	217.3	9	220,1
47	LÉANDRO QUINTANS SANS	MHP RACING - TECH SOLUTIONS	224.5	2	222.2	1	217.3	4	217.3	5	217.3	8	219,7
80	DAVID ALONSO	OPENBANK ASPAR TEAM	224.5	5	222.7	4	220.9	1	220.4	6	218.6	2	221,4
84	ZONTA VAN DEN GOORBEISUPER-B		224.1	3	220.0	7	218.6	8	215.1	2	214.7	5	218,5
4	MILAN PAWELEC	WÓJCIK RACING JUNIOR TEAM	223.6	1	221.3	6	219.5	7	219.1	5	218.2	4	220,3
12	JACOB ROULSTONE	LEOPARD IMPALA JUNIOR TEAM	223.6	7	220.4	1	218.6	5	218.6	6	218.2	3	219,9
24	GUILLEM PLANQUES	LARRESPORT CARRÉ D'OR	223.6	1	221.8	2	218.6	3	216.0	4			220,0
66	PHILLIP TONN	LIQUI MOLY INTACTGP SIC JUNIOR TEAM	223.6	2	222.7	4	220.9	1	220.0	3			221,8
13	MARCO TAPIA	LEOPARD IMPALA JUNIOR TEAM	223.1	3	220.4	5	220.0	1	219.1	9	218.6	2	220,2
48	IVÁN ORTOLÁ	OPENBANK ASPAR TEAM	223.1	5	222.7	2	221.8	4	220.9	6	218.2	3	221,3
30	COLLIN VEIJER	APEX - CARDOSO RACING	222.7	6	222.2	2	220.9	3	220.9	8	220.0	4	221,3
74	DAJIRO SAKO	CUNA DE CAMPEONES	222.7	9	220.4	3	220.4	4	219.5	2	219.1	1	220,4
49	JULIO GARCÍA	JEREZ ANDALUCIA MOTOR TALENT	222.2	1	222.2	2	221.3	9	220.9	7	220.0	4	221,3
21	DEAN BERTA	TEAM VIÑALES	221.8	9	220.0	2	219.5	5	217.7	1	217.7	4	219,3
38	JUAN RODRÍGUEZ	CUNA CAMPEONES	221.8	1	220.9	3	220.4	2	219.1	4	214.7	7	219,4
69	MARCOS RUDA	TEAM HONDA LAGLISSE	221.8	3	218.6	6	218.6	7	218.2	5	217.7	1	219,0
55	NOAH DETTWILER	REALE AVINTIA MTA JUNIOR TEAM	221.3	6	221.3	7	220.0	1	220.0	8	217.3	2	220,0
44	HUGO MILLÁN	CUNA DE CAMPEONES	220.4	7	220.0	5	219.1	3	218.6	8	218.6	9	219,3
5	OLEG PAWELEC	WÓJCIK RACING JUNIOR TEAM	219.5	2	217.3	1	216.4	5	216.0	4	216.0	6	217,0
62	BLAI TRIAS	ART BOX	219.1	1	218.2	4	217.3	8	216.0	2	216.0	3	217,3
77	MATTIA VOLPI	SIC58 SQUADRA CORSE	219.1	1	216.4	5	215.1	9	215.1	2	214.7	6	216,1
58	MATEUSZ PASIUK	WÓJCIK RACING JUNIOR TEAM	217.7	3	216.9	1	216.9	2	214.3	5	213.4	6	215,8
70	TYLER SCOTT	TALENT TEAM ESTRELLA GALICIA 0,0	213.4	1	213.4	9	213.0	4	212.6	8	211.8	6	212,8
78	DAMIAN JIGALOV	LIQUI MOLY INTACT SIC JUNIOR TEAM	213.0	1	210.5	2	208.9	3	207.7	8	207.7	5	209,6
51	ANGELO TAGLIARINI	FM MOTORSPORT RACING EMOTION	212.6	1	210.9	2	207.3	3	206.1	4	205.3	5	208,4
17	TORIN COLLINS	REALE AVINTIA MTA JUNIOR TEAM	211.4	5	210.9	1	210.9	7	210.5	2	210.5	6	210,8
56	MARIUS HENRY	SELECT MACHINES	208.9	1	207.3	2	206.5	3	205.3	4	200.7	8	205,7
39	BARTHOLOMÉ PERRIN	EQUIPE DE FRANCE FILIERE GP	207.3	5	206.9	2	206.5	3	206.1	8	205.7	1	206,5
95	MARCO MORELLI	TALENT TEAM ESTRELLA GALICIA 0,0											





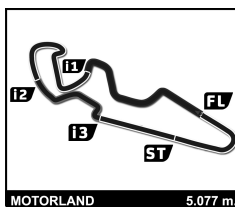
Hawkers ETC

FIM CEV REPSOL MOTORLAND ARAGON

Race Sunday

Fastest Lap Sequence

Elapsed	No Rider	Team	Bike	Class	Time	Kph	Lap
4:12.548	84 ZONTA VAN DEN GOORBERGH	SUPER-B	HONDA		2:04.369	147.0	2
4:12.664	80 DAVID ALONSO	OPENBANK ASPAR TEAM	HONDA		2:03.892	147.5	2
4:13.175	83 ALVARO CARPE	HAWKERS FINETWORK JUNIOR TEAM	HONDA		2:03.799	147.6	2
4:13.401	54 ALBERTO FERRÁNDEZ	CUNA DE CAMPEONES	HONDA		2:03.744	147.7	2
6:17.019	54 ALBERTO FERRÁNDEZ	CUNA DE CAMPEONES	HONDA		2:03.618	147.9	3
6:17.572	44 HUGO MILLÁN	CUNA DE CAMPEONES	HONDA		2:03.143	148.4	3

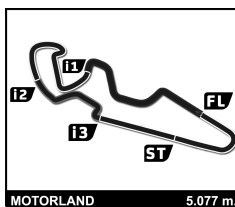


Hawkers ETC FIM CEV REPSOL MOTORLAND ARAGON Race Sunday Sector Analysis

— Invalidated Lap ■ Personal Best ■ Session Best B Crossing the pit lane

Lap	Time	Sector 1	Sector 2	Sector 3	Sector 4	T.Spd	Lap	Time	Sector 1	Sector 2	Sector 3	Sector 4	T.Spd		
4	MILAN PAWELEC						POL	7	2:06.330	36.001	35.167	23.610	31.552	223.6	
	WÓJCIK RACING JUNIOR TEAM						HONDA	8	2:05.599	35.252	35.056	23.160	32.131	212.6	
1	2:13.399	41.858	35.749	23.944	31.848	223.6	9	2:06.459	35.599	35.077	23.425	32.358	212.2		
2	2:06.433	35.757	35.067	23.488	32.121	216.9									
3	2:06.465	35.680	35.047	23.673	32.065	216.0									
4	2:05.487	35.362	34.982	23.275	31.868	218.2									
5	2:05.518	35.496	34.857	23.327	31.838	219.1									
6	2:06.215	35.337	35.147	23.666	32.065	221.3									
7	2:06.127	35.651	35.138	23.395	31.943	219.5									
8	2:05.818	35.568	34.883	23.281	32.086	216.0									
9	2:06.857	35.583	34.970	23.725	32.579	212.6									
5	OLEG PAWELEC						POL	13	MARCO TAPIA						SPA
	WÓJCIK RACING JUNIOR TEAM						HONDA		LEOPARD IMPALA JUNIOR TEAM						HONDA
1	2:18.738	43.931	37.306	24.602	32.899	217.3	1	2:10.923	40.210	35.394	23.387	31.932	220.0		
2	2:09.165	36.589	35.757	24.168	32.651	219.5	2	2:04.652	35.275	34.751	22.816	31.810	218.6		
3	2:08.824	36.483	35.772	23.824	32.745	213.0	3	2:04.717	35.585	34.681	22.832	31.619	223.1		
4	2:08.154	36.295	35.753	23.753	32.353	216.0	4	2:05.103	35.272	34.630	23.269	31.932	213.0		
5	2:08.256	36.175	35.807	23.793	32.481	216.4	5	2:04.301	35.282	34.538	22.926	31.555	220.4		
6	2:08.194	36.193	35.744	23.601	32.656	216.0	6	2:04.449	35.164	34.523	22.807	31.955	214.7		
7	2:08.285	35.919	35.620	23.642	33.104	211.4	7	2:04.376	35.271	34.467	22.807	31.831	216.4		
8	2:09.127	36.607	35.999	23.694	32.827	211.4	8	2:05.218	35.069	34.931	22.943	32.275	210.5		
9	2:08.777	36.190	35.696	23.843	33.048	209.7	9	2:04.696	35.452	34.461	23.017	31.766	219.1		
7	FILIPPO FARIOLI						ITA	17	TORIN COLLINS						CAN
	TEAM HONDA LAGLISSE						HONDA		REALE AVINTIA MTA JUNIOR TEAM						HONDA
1	2:12.247	40.905	35.733	23.611	31.998	217.3	1	2:19.147	43.711	37.622	24.720	33.094	210.9		
2	2:05.274	35.300	34.905	23.184	31.885	220.9	2	2:09.439	36.709	35.969	24.012	32.749	210.5		
3	2:04.473	35.318	34.528	22.993	31.634	220.0	3	2:09.445	36.841	35.832	24.024	32.748	208.9		
4	2:04.368	35.249	34.589	23.127	31.403	224.5	4	2:08.505	36.165	35.650	23.753	32.937	208.1		
5	2:08.225	35.165	37.669	23.094	32.297	213.4	5	2:08.971	36.458	35.727	23.824	32.962	211.4		
6	2:08.571	35.617	36.941	23.195	32.818	208.9	6	2:08.596	36.354	35.640	23.565	33.037	210.5		
7	2:06.926	36.102	35.249	23.731	31.844	216.0	7	2:08.966	36.426	35.771	23.823	32.946	210.9		
8	2:05.682	35.584	34.981	23.297	31.820	217.7	8	2:09.669	36.418	36.393	23.889	32.969	207.3		
9	2:06.139	35.659	35.145	23.390	31.945	217.3	9	2:08.826	36.199	35.817	23.814	32.996	206.5		
10	ADRIÁN CRUCES						SPA	18	ÁNGEL PIQUERAS						SPA
	CUNA DE CAMPEONES						HONDA		TALENT TEAM ESTRELLA GALICIA 0,0						HONDA
1	2:11.420	40.770	35.469	23.480	31.701	222.2	1	2:09.700	39.838	35.248	23.132	31.482	224.1		
2	2:04.490	35.200	34.722	23.074	31.494	224.5	2	2:04.009	35.140	34.696	22.725	31.448	220.4		
3	2:04.426	35.257	34.750	22.956	31.463	226.4	3	2:03.768	34.671	34.684	23.058	31.355	224.1		
4	2:05.105	35.558	34.679	23.019	31.849	213.4	4	2:04.292	35.173	34.854	22.848	31.417	223.1		
5	2:07.254	35.337	37.075	23.075	31.767	220.4	5	2:03.558	34.801	34.460	22.800	31.497	222.2		
6	2:04.591	35.353	34.613	22.793	31.832	220.9	6	2:03.808	34.887	34.635	22.669	31.617	219.5		
7	2:04.709	35.275	34.595	22.897	31.942	216.9	7	2:03.716	34.637	34.740	22.964	31.375	223.6		
8	2:05.265	35.474	34.765	22.833	32.193	212.6	8	2:03.849	34.883	34.566	23.010	31.390	225.9		
9	2:05.375	35.341	34.845	23.014	32.175	214.3	9	2:04.172	35.409	34.539	22.748	31.476	221.8		
12	JACOB ROULSTONE						AUS	21	DEAN BERTA						SPA
	LEOPARD IMPALA JUNIOR TEAM						HONDA		TEAM VIÑALES						HONDA
1	2:15.311	42.923	36.391	23.787	32.210	220.4	1	2:14.402	42.836	35.936	23.592	32.038	217.7		
2	2:06.115	35.532	35.138	23.395	32.050	216.9	2	2:05.570	35.262	35.001	23.427	31.880	220.0		
3	2:05.857	35.342	35.251	23.254	32.010	218.2	3	2:06.046	35.744	34.994	23.284	32.024	216.9		
4	2:05.458	35.320	35.066	23.164	31.908	216.4	4	2:05.214	35.327	35.015	23.043	31.829	217.7		
5	2:05.185	35.195	34.905	23.219	31.866	218.6	5	2:05.587	35.326	35.020	23.216	32.025	219.5		
6	2:05.423	35.106	34.810	23.453	32.054	218.6	6	2:06.386	35.379	35.156	23.260	32.591	215.6		
							7	2:06.208	35.756	35.152	23.166	32.134	212.6		
							8	2:05.983	35.277	35.125	23.008	32.573	209.7		
							9	2:06.749	36.043	35.293	23.402	32.011	221.8		
24	GUILLEM PLANQUES						FRA	24	GUILLEM PLANQUES						FRA
	LARRESPOT CARRÉ D'OR						HONDA		LARRESPOT CARRÉ D'OR						HONDA
1	2:15.411	42.127	36.589	24.212	32.483	223.6	1	2:15.411	42.127	36.589	24.212	32.483	223.6		
2	2:07.140	35.920	35.332	23.723	32.165	221.8	2	2:07.140	35.920	35.332	23.723	32.165	221.8		
3	2:07.172	35.727	35.541	23.715	32.189	218.6	3	2:07.172	35.727	35.541	23.715	32.189	218.6		



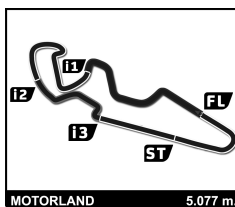


Hawkers ETC FIM CEV REPSOL MOTORLAND ARAGON Race Sunday Sector Analysis

— Invalidated Lap ■ Personal Best ■ Session Best B Crossing the pit lane

Lap	Time	Sector 1	Sector 2	Sector 3	Sector 4	T.Spd	Lap	Time	Sector 1	Sector 2	Sector 3	Sector 4	T.Spd
4	2:14.579 B	35.797	35.301	23.577	39.904	216.0	6	2:06.367	35.446	35.159	23.589	32.173	217.3
27	ROMEO SANDOVAL					SPA	7	2:06.786	35.857	35.208	23.832	31.889	222.2
	HAWKERS FINETWORK JUNIOR TEAM					HONDA	8	2:05.702	35.490	34.995	23.290	31.927	220.0
1	2:12.308	41.185	36.086	23.401	31.636	224.1	9	2:06.470	35.607	35.065	23.668	32.130	216.0
2	2:04.940	35.393	34.853	22.958	31.736	222.2	38	JUAN RODRÍGUEZ					SPA
3	2:03.945	34.668	34.687	23.108	31.482	225.0		CUNA CAMPEONES					HONDA
4	2:04.378	34.779	35.159	23.091	31.349	225.0	1	2:12.004	40.620	35.688	23.724	31.972	221.8
5	2:05.088	35.652	34.776	22.944	31.716	222.2	2	2:04.779	35.370	34.825	23.049	31.535	220.4
6	2:04.260	34.907	34.911	23.003	31.439	224.1	3	2:05.017	35.001	34.803	23.301	31.912	220.9
7	2:04.786	35.500	34.813	22.985	31.488	226.4	4	2:04.482	34.699	34.891	23.038	31.854	219.1
8	2:04.487	35.142	34.720	22.854	31.771	222.2	5	2:06.174	35.396	35.831	22.874	32.073	213.4
9	2:05.111	35.379	34.787	22.911	32.034	223.1	6	2:04.900	35.017	34.784	22.829	32.270	213.0
29	HARRISON VOIGHT					AUS	7	2:05.120	35.408	34.764	22.925	32.023	214.7
	SIC 58 SQUADRACORSE					HONDA	8	2:05.062	35.215	34.776	22.976	32.095	211.8
1	2:08.917	39.143	34.773	23.444	31.557	218.6	9	2:05.538	35.283	34.841	23.254	32.160	211.8
2	2:04.153	35.086	34.419	23.027	31.621	220.0	39	BARTHOLOMÉ PERRIN					FRA
3	2:03.928	34.881	34.525	23.150	31.372	221.8		EQUIPE DE FRANCE FILIERE GP					HONDA
4	2:03.861	35.051	34.338	22.799	31.673	218.6	1	2:19.899	43.690	37.401	25.374	33.434	205.7
5	2:03.603	34.900	34.306	22.713	31.684	220.4	2	2:14.747	38.214	37.422	25.205	33.906	206.9
6	2:03.704	34.982	34.199	22.752	31.771	218.6	3	2:14.595	37.927	37.442	25.208	34.018	206.5
7	2:04.267	35.206	34.618	23.006	31.437	221.3	4	2:16.024	38.436	37.921	25.519	34.148	205.3
8	2:04.257	35.070	34.397	23.100	31.690	223.1	5	2:18.241	38.421	40.349	25.367	34.104	207.3
9	2:04.414	35.350	34.646	23.063	31.355	225.5	6	2:15.620	38.439	37.650	25.390	34.141	205.3
30	COLLIN VEIJER					NED	7	2:15.976	38.546	37.737	25.386	34.307	203.8
	APEX - CARDOSO RACING					HONDA	8	2:16.166	38.632	37.960	25.406	34.168	206.1
1	2:11.904	41.053	35.654	23.429	31.768	219.5	9	2:15.666	38.575	37.696	25.147	34.248	203.0
2	2:04.800	35.193	34.684	23.260	31.663	222.2	44	HUGO MILLÁN					SPA
3	2:04.837	34.915	34.811	23.378	31.733	220.9		CUNA DE CAMPEONES					HONDA
4	2:04.659	34.787	34.841	23.374	31.657	220.0	1	2:10.500	40.559	35.037	23.088	31.816	216.4
5	2:04.594	35.160	34.852	22.903	31.679	219.5	2	2:03.929	35.057	34.494	22.599	31.779	216.0
6	2:04.369	35.185	34.562	23.102	31.520	222.7	3	2:03.143	34.833	34.293	22.715	31.302	219.1
7	2:04.772	35.342	34.833	23.106	31.491	220.0	4	2:03.878	34.824	34.665	22.902	31.487	218.2
8	2:04.297	35.020	34.752	22.965	31.560	220.9	5	2:03.946	34.965	34.466	22.712	31.803	220.0
9	2:05.244	35.554	34.755	23.021	31.914	217.7	6	2:03.791	34.744	34.745	22.754	31.548	216.9
32	DAVID REAL					SPA	7	2:03.780	34.729	34.752	22.937	31.362	220.4
	MHP RACING - TECH SOLUTIONS					HONDA	8	2:04.241	35.189	34.367	23.047	31.638	218.6
1	2:12.000	41.329	35.843	23.319	31.509	226.4	9	2:03.827	35.106	34.466	22.747	31.508	218.6
2	2:04.440	35.234	34.834	22.903	31.469	225.0	47	LÉANDRO QUINTANS SANS					FRA
3	2:04.111	34.871	35.011	23.029	31.200	224.1		MHP RACING - TECH SOLUTIONS					HONDA
4	2:04.394	35.216	34.481	23.066	31.631	220.0	1	2:19.134	44.961	36.631	25.200	32.342	222.2
5	2:04.544	35.378	34.571	22.814	31.781	217.7	2	2:08.787	36.516	35.698	24.347	32.226	224.5
6	2:04.294	35.083	34.618	22.841	31.752	215.6	3	2:08.731	36.736	35.679	24.130	32.186	216.0
7	2:04.594	34.977	34.710	23.073	31.834	216.4	4	2:07.996	36.076	35.651	24.019	32.250	217.3
8	2:05.358	35.350	34.913	23.131	31.964	217.3	5	2:08.136	36.211	35.773	23.893	32.259	217.3
9	2:04.616	35.232	34.624	22.945	31.815	214.7	6	2:07.954	35.973	35.736	24.075	32.170	216.0
36	SHARUL SHARIL					MAL	7	2:08.855	36.327	35.691	24.251	32.586	213.4
	LIQUI MOLY INTACT SIC JUNIOR TEA					HONDA	8	2:09.201	36.818	36.090	24.043	32.250	217.3
1	2:13.472	42.311	35.521	23.875	31.765	226.4	9	2:09.102	36.755	35.693	24.098	32.556	216.0
2	2:06.202	35.946	34.949	23.481	31.826	221.8	48	IVÁN ORTOLÁ					SPA
3	2:05.969	35.558	34.930	23.348	32.133	217.3		OPENBANK ASPAR TEAM					HONDA
4	2:05.298	35.254	34.942	23.104	31.998	219.1	1	2:08.774	38.656	34.974	23.128	32.016	215.1
5	2:05.721	35.467	34.886	23.386	31.982	217.3	2	2:03.939	34.971	34.375	22.869	31.724	222.7



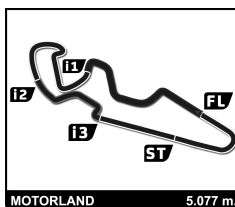


Hawkers ETC FIM CEV REPSOL MOTORLAND ARAGON Race Sunday Sector Analysis

— Invalidated Lap ■ Personal Best ■ Session Best B Crossing the pit lane

Lap	Time	Sector 1	Sector 2	Sector 3	Sector 4	T.Spd	Lap	Time	Sector 1	Sector 2	Sector 3	Sector 4	T.Spd
3	2:04.263	35.076	34.394	23.040	31.753	218.2							
4	2:04.136	35.350	34.437	22.811	31.538	221.8							
5	2:03.416	34.906	34.343	22.788	31.379	223.1							
6	2:03.800	35.289	34.226	22.800	31.485	220.9							
7	2:04.021	34.845	34.568	22.919	31.689	216.9							
8	2:04.244	34.950	34.478	22.918	31.898	215.6							
9	2:03.915	35.266	34.536	22.639	31.474	217.3							
49	JULIO GARCÍA					SPA	56	MARIUS HENRY					FRA
	JEREZ ANDALUCIA MOTOR TALENT					HONDA		SELECT MACHINES					HONDA
1	2:11.279	40.403	35.707	23.393	31.776	222.2	1	2:22.102	45.598	37.504	25.351	33.649	208.9
2	2:04.463	35.103	34.721	23.141	31.498	222.2	2	2:12.809	37.891	36.954	24.479	33.485	207.3
3	2:04.373	34.947	34.661	23.014	31.751	218.2	3	2:14.515	38.160	37.069	25.345	33.941	206.5
4	2:05.396	35.523	34.845	23.296	31.732	220.0	4	2:15.771	38.610	37.847	25.462	33.852	205.3
5	2:05.017	35.433	34.655	23.231	31.698	217.7	5	2:13.008	37.527	37.087	24.523	33.871	199.3
6	2:04.338	34.860	34.731	23.244	31.503	219.5	6	2:13.631	37.769	37.223	24.821	33.818	198.2
7	2:04.748	35.365	34.846	23.018	31.519	220.9	7	2:14.105	37.865	37.221	24.761	34.258	197.8
8	2:04.363	35.125	34.620	22.959	31.659	218.6	8	2:13.355	37.552	37.264	24.859	33.680	200.7
9	2:04.492	35.304	34.643	22.949	31.596	221.3	9	2:13.080	37.689	37.065	24.632	33.694	198.5
51	ANGELO TAGLIARINI					ITA	58	MATEUSZ PASIUK					POL
	FM MOTORSPORT RACING EMOTION					HONDA		WÓJCIK RACING JUNIOR TEAM					HONDA
1	2:21.889	45.003	37.724	25.539	33.623	212.6	1	2:17.863	43.284	36.658	25.083	32.838	216.9
2	2:12.934	37.842	36.659	24.748	33.685	210.9	2	2:09.792	36.680	36.246	24.271	32.595	216.9
3	2:14.539	37.999	37.085	25.153	34.302	207.3	3	2:09.434	36.478	35.916	24.567	32.473	217.7
4	2:16.017	38.485	37.941	25.113	34.478	206.1	4	2:09.047	36.715	35.601	24.040	32.691	213.0
5	2:14.457	38.463	37.508	24.482	34.004	205.3	5	2:09.172	36.594	35.767	23.929	32.882	214.3
6	2:12.760	37.320	36.781	24.660	33.999	204.5	6	2:08.675	36.625	35.864	23.620	32.566	213.4
7	2:13.220	37.518	37.194	24.643	33.865	202.6	7	2:09.035	36.373	35.859	23.760	33.043	212.6
8	2:14.156	37.923	37.180	25.070	33.983	205.3							
9	2:13.090	37.442	36.936	24.592	34.120	203.0							
54	ALBERTO FERRÁNDEZ					SPA	62	BLAI TRIAS					SPA
	CUNA DE CAMPEONES					HONDA		ART BOX					HONDA
1	2:09.657	39.729	35.088	23.169	31.671	220.4	1	2:18.541	43.790	36.574	25.084	33.093	219.1
2	2:03.744	34.975	34.487	22.778	31.504	221.3	2	2:08.906	36.473	35.836	24.024	32.573	216.0
3	2:03.618	34.822	34.614	22.934	31.248	222.7	3	2:07.466	36.151	35.480	23.624	32.211	216.0
4	2:04.133	35.234	34.689	22.816	31.394	220.4	4	2:07.000	35.908	35.399	23.455	32.238	218.2
5	2:03.422	34.996	34.444	22.720	31.262	222.7	5	2:07.280	35.906	35.282	23.494	32.598	213.9
6	2:03.831	34.956	34.465	22.998	31.412	221.8	6	2:07.746	36.028	35.546	23.582	32.590	212.6
7	2:04.135	35.108	34.686	22.952	31.389	226.4	7	2:07.758	36.064	35.443	23.854	32.397	214.7
8	2:04.120	35.086	34.568	22.920	31.546	225.0	8	2:08.057	35.929	35.535	23.926	32.667	217.3
9	2:03.883	35.041	34.311	22.868	31.663	217.7	9	2:08.373	35.976	35.555	24.138	32.704	213.9
55	NOAH DETTWILER					SWI	66	PHILLIP TONN					GER
	REALE AVINTIA MTA JUNIOR TEAM					HONDA		LIQUI MOLY INTACTGP SIC JUNIOR 1					HONDA
1	2:13.385	42.118	35.586	23.561	32.120	220.0	1	2:12.511	41.620	35.930	23.370	31.591	220.9
2	2:05.920	35.587	34.893	23.257	32.183	217.3	2	2:04.979	35.372	34.984	23.098	31.525	223.6
3	2:05.810	35.478	34.851	23.228	32.253	216.4	3	2:04.481	34.993	34.633	23.034	31.821	220.0
4	2:05.740	35.516	34.884	23.131	32.209	215.1	4	2:04.344	35.130	34.852	22.937	31.425	222.7
5	2:05.934	35.440	34.925	23.321	32.248	215.6							
6	2:06.564	35.624	35.055	23.564	32.321	221.3							
7	2:06.696	36.118	35.136	23.825	31.617	221.3							
8	2:05.659	35.523	34.840	23.390	31.906	220.0							
9	2:06.587	35.861	34.729	23.360	32.637	211.4							
69	MARCOS RUDA					SPA	69	MARCOS RUDA					SPA
	TEAM HONDA LAGLISSE					HONDA		TEAM HONDA LAGLISSE					HONDA
1	2:10.502	39.903	35.261	23.652	31.686	217.7	1	2:10.502	39.903	35.261	23.652	31.686	217.7
2	2:04.790	35.311	34.591	23.096	31.792	216.9	2	2:04.790	35.311	34.591	23.096	31.792	216.9
3	2:04.873	35.204	34.766	23.240	31.663	221.8	3	2:04.873	35.204	34.766	23.240	31.663	221.8
4	2:04.887	35.195	34.654	22.993	32.045	213.9	4	2:04.887	35.195	34.654	22.993	32.045	213.9
5	2:04.574	35.450	34.538	22.881	31.705	218.2	5	2:04.574	35.450	34.538	22.881	31.705	218.2
6	2:04.535	35.118	34.733	22.924	31.760	218.6	6	2:04.535	35.118	34.733	22.924	31.760	218.6
7	2:04.394	35.130	34.537	23.096	31.631	218.6	7	2:04.394	35.130	34.537	23.096	31.631	218.6
8	2:05.205	35.200	34.960	23.193	31.852	216.0	8	2:05.205	35.200	34.960	23.193	31.852	216.0
9	2:05.626	35.915	34.714	22.934	32.063	216.0	9	2:05.626	35.915	34.714	22.934	32.063	216.0
70	TYLER SCOTT					USA	70	TYLER SCOTT					USA
	TALENT TEAM ESTRELLA GALICIA 0,0					HONDA		TALENT TEAM ESTRELLA GALICIA 0,0					HONDA
1	2:17.143	42.508	37.511	24.285	32.839	213.4	1	2:17.143	42.508	37.511	24.285	32.839	213.4





Hawkers ETC

FIM CEV REPSOL MOTORLAND ARAGON

Race Sunday

Sector Analysis

— Invalidated Lap ■ Personal Best ■ Session Best B Crossing the pit lane

Lap	Time	Sector 1	Sector 2	Sector 3	Sector 4	T.Spd	Lap	Time	Sector 1	Sector 2	Sector 3	Sector 4	T.Spd
2	2:08.944	36.447	35.650	24.100	32.747	209.3							
3	2:07.922	35.887	35.381	23.882	32.772	209.7							
4	2:07.451	35.914	35.202	23.738	32.597	213.0							
5	2:08.661	36.210	36.049	23.677	32.725	210.1							
6	2:07.156	35.730	35.193	23.771	32.462	211.8							
7	2:07.860	36.148	35.437	23.722	32.553	211.8							
8	2:07.788	35.760	35.505	23.897	32.626	212.6							
9	2:08.305	36.018	35.454	24.221	32.612	213.4							
74	DAIJIRO SAKO					JPN							
	CUNA DE CAMPEONES					HONDA							
1	2:11.785	40.743	35.610	23.569	31.863	219.1							
2	2:04.563	35.215	34.615	23.143	31.590	219.5							
3	2:04.872	35.135	34.723	23.363	31.651	220.4							
4	2:04.424	34.987	34.889	22.977	31.571	220.4							
5	2:05.038	35.460	34.674	22.937	31.967	217.3							
6	2:04.350	35.105	34.477	22.954	31.814	216.9							
7	2:04.368	35.138	34.584	22.935	31.711	217.3							
8	2:04.739	34.994	34.448	23.257	32.040	218.6							
9	2:05.406	35.748	34.769	23.209	31.680	222.7							
77	MATTIA VOLPI					ITA							
	SIC58 SQUADRA CORSE					HONDA							
1	2:16.147	42.780	36.551	24.271	32.545	219.1							
2	2:08.536	36.124	35.644	24.034	32.734	215.1							
3	2:08.582	36.012	35.887	23.829	32.854	211.4							
4	2:08.067	35.906	35.616	23.866	32.679	212.6							
5	2:07.905	36.029	35.649	23.863	32.364	216.4							
6	2:07.752	35.851	35.639	23.859	32.403	214.7							
7	2:07.708	36.226	35.268	23.631	32.583	210.9							
8	2:08.123	35.803	35.554	23.905	32.861	210.9							
9	2:08.398	35.768	35.655	24.061	32.914	215.1							
78	DAMIAN JIGALOV					USA							
	LIQUI MOLY INTACT SIC JUNIOR TEA					HONDA							
1	2:21.838	44.903	37.779	25.425	33.731	213.0							
2	2:12.927	37.467	36.923	24.761	33.776	210.5							
3	2:11.747	37.307	36.623	24.385	33.432	208.9							
4	2:11.776	37.143	36.976	23.985	33.672	206.9							
5	2:11.412	36.860	36.833	24.186	33.533	207.7							
6	2:10.765	36.780	36.354	24.172	33.459	206.9							
7	2:10.925	36.922	36.452	24.146	33.405	207.3							
8	2:10.774	36.961	36.283	24.122	33.408	207.7							
9	2:11.927	36.882	36.707	24.425	33.913	204.2							
80	DAVID ALONSO					COL							
	OPENBANK ASPAR TEAM					HONDA							
1	2:08.772	39.301	34.720	23.162	31.589	220.9							
2	2:03.892	34.836	34.385	22.848	31.823	218.6							
3	2:04.269	34.852	34.588	22.903	31.926	216.4							
4	2:04.119	35.249	34.441	22.792	31.637	222.7							
5	2:03.443	34.857	34.325	22.802	31.459	224.5							
6	2:03.718	35.206	34.279	22.698	31.535	220.4							
7	2:04.069	34.890	34.576	22.835	31.768	216.0							
8	2:04.247	34.939	34.483	22.798	32.027	215.1							
9	2:03.903	35.067	34.377	22.667	31.792	217.7							
83	ALVARO CARPE					SPA							
	HAWKERS FINETWORK JUNIOR TEAM					HONDA							
1	2:09.376	39.393	35.189	23.110	31.684	224.5							
2	2:03.799	34.890	34.575	22.802	31.532	227.4							
3	2:03.940	34.880	34.530	23.324	31.206	227.4							
4	2:04.163	35.461	34.613	22.902	31.187	226.4							
5	2:03.351	34.965	34.392	22.823	31.171	228.8							
6	2:03.756	35.265	34.454	22.752	31.285	226.4							
7	2:04.247	35.242	34.658	22.963	31.384	226.9							
8	2:04.184	35.185	34.605	22.997	31.397	229.8							
9	2:04.323	35.632	34.513	22.890	31.288	231.3							
84	ZONTA VAN DEN GOORBERGH					NED							
	SUPER-B					HONDA							
1	2:08.179	38.184	34.797	23.035	32.163	214.3							
2	2:04.369	35.136	34.501	22.799	31.933	215.1							
3	2:04.357	35.093	34.510	23.233	31.521	224.1							
4	2:03.887	34.894	34.379	22.755	31.859	213.4							
5	2:03.595	34.768	34.346	22.659	31.822	214.7							
6	2:03.728	34.860	34.300	22.618	31.950	213.0							
7	2:04.132	35.276	34.392	22.998	31.466	220.0							
8	2:04.334	35.235	34.302	23.012	31.785	218.6							
9	2:03.512	34.833	34.323	22.564	31.792	214.3							

