

Hawkers ETC

FIM CEV REPSOL CIRCUITO DE JEREZ - ANGEL NIETO

Race ((5 laps, 22.1 km.))

Classification

Rider	Nat	Team	Bike	Tyres	Cl.	Laps	Total Time	Gap	Kph	Best Lap			
										Lap	Time	Kph	
1	84	ZONTA VAN DEN GOORBERGH	NED	SUPERB	HONDA	H ETC	5	9:18.320	-	142.6	4	1:50.177	144.5
2	80	DAVID ALONSO	COL	OPENBANK ASPAR TEAM	HONDA	H ETC	5	9:18.333	+0.013	142.6	4	1:50.126	144.6
3	48	IVÁN ORTOLÁ	SPA	OPENBANK ASPAR TEAM	HONDA	H ETC	5	9:18.495	+0.175	142.6	4	1:50.016	144.7
4	49	JULIO GARCÍA	SPA	JEREZ ANDALUCIA MOTOR TALENT	HONDA	H ETC	5	9:18.526	+0.206	142.5	3	1:50.088	144.6
5	69	MARCOS RUDA	SPA	TEAM HONDA LAGLISSE	HONDA	H ETC	5	9:18.809	+0.489	142.5	4	1:50.223	144.5
6	38	JUAN RODRÍGUEZ	SPA	CUNA CAMPEONES	HONDA	H ETC	5	9:19.165	+0.845	142.4	3	1:50.195	144.5
7	54	ALBERTO FERRÁNDEZ	SPA	CUNA DE CAMPEONES	HONDA	H ETC	5	9:19.063	+0.743	142.4	4	1:50.302	144.4
8	29	HARRISON VOIGHT	AUS	SIC 58 SQUADRACORSE	HONDA	H ETC	5	9:19.271	+0.951	142.4	2	1:50.236	144.4
9	83	ALVARO CARPE	SPA	HAWKERS FINETWORK ARO TEAM	HONDA	H ETC	5	9:19.272	+0.952	142.4	4	1:50.119	144.6
10	30	COLLIN VEIJER	NED	APEX - CARDOSO RACING	HONDA	H ETC	5	9:19.437	+1.117	142.3	4	1:50.165	144.5
11	31	ROBERTO GARCIA	SPA	MRE TALENT	HONDA	H ETC	5	9:19.588	+1.268	142.3	2	1:50.123	144.6
12	13	MARCO TAPIA	SPA	LEOPARD IMPALA JUNIOR TEAM	HONDA	H ETC	5	9:21.122	+2.802	141.9	2	1:50.162	144.5
13	27	ROMEO SANDOVAL	SPA	HAWKERS FINETWORK ARO TEAM	HONDA	H ETC	5	9:25.707	+7.387	140.7	3	1:51.152	143.3
14	44	HUGO MILLÁN	SPA	CUNA DE CAMPEONES	HONDA	H ETC	5	9:26.468	+8.148	140.5	4	1:50.996	143.5
15	74	DAIJIRO SAKO	JPN	CUNA DE CAMPEONES	HONDA	H ETC	5	9:26.801	+8.481	140.5	3	1:51.079	143.3
16	12	JACOB JOHN ROULSTONE	AUS	LEOPARD IMPALA JUNIOR TEAM	HONDA	H ETC	5	9:26.818	+8.498	140.5	5	1:51.689	142.6
17	4	MILAN PAWELEC	POL	WÓJCIK RACING JUNIOR TEAM	HONDA	H ETC	5	9:28.469	+10.149	140.0	4	1:51.554	142.7
18	36	SHARUL EZWAN SHARIL	MAL	LIQUI MOLY INTACT SIC JUNIOR TEAM	HONDA	H ETC	5	9:28.487	+10.167	140.0	4	1:51.609	142.7
19	66	PHILLIP TONN	GER	LIQUI MOLY INTACTGP SIC JUNIOR TEAM	HONDA	H ETC	5	9:29.954	+11.634	139.7	4	1:52.021	142.1
20	62	BLAI TRIAS	SPA	ART BOX	HONDA	H ETC	5	9:30.024	+11.704	139.7	4	1:51.410	142.9
21	39	BARTHOLOMÉ PERRIN	FRA	EQUIPE DE FRANCE FILIERE GP	HONDA	H ETC	5	9:30.086	+11.766	139.7	3	1:51.918	142.3
22	72	ÓSCAR ALMONACIL	SPA	H43TEAM NOBBY TALASUR-BLUMAQ	HONDA	H ETC	5	9:30.409	+12.089	139.6	4	1:52.099	142.0
23	70	TYLER JACOB SCOTT	USA	TALENT TEAM ESTRELLA GALICIA 0,0	HONDA	H ETC	5	9:35.282	+16.962	138.4	2	1:52.346	141.7
24	58	MATEUSZ PASIUK	POL	WÓJCIK RACING JUNIOR TEAM	HONDA	H ETC	5	9:37.597	+19.277	137.8	3	1:52.897	141.0
25	86	MARIO MAYOR	SPA	LEOPARD IMPALA JUNIOR TEAM	HONDA	H ETC	5	9:37.702	+19.382	137.8	3	1:52.566	141.5
26	47	LÉANDRO QUINTANS SANS	FRA	MHP RACING - TECH SOLUTIONS	HONDA	H ETC	5	9:37.807	+19.487	137.8	3	1:52.718	141.3
27	17	TORIN COLLINS	CAN	REALE AVINTIA MTA JUNIOR TEAM	HONDA	H ETC	5	9:38.599	+20.279	137.6	2	1:53.262	140.6
28	78	DAMIAN JIGALOV	USA	LIQUI MOLY INTACT SIC JUNIOR TEAM	HONDA	H ETC	5	9:42.368	+24.048	136.7	2	1:53.722	140.0
29	11	AMAURY MIZERA	FRA	MHP RACING - TECH SOLUTIONS	HONDA	H ETC	5	9:42.594	+24.274	136.7	2	1:53.503	140.3
30	18	ÁNGEL PIQUERAS	SPA	TALENT TEAM ESTRELLA GALICIA 0,0	HONDA	H ETC	5	9:44.130	+25.810	136.3	2	1:49.886	144.9

Not classified:

10	ADRIÁN CRUCES	SPA	CUNA DE CAMPEONES	HONDA	H ETC	4	7:27.567			4	1:50.108	144.6
95	MARCO MORELLI	SPA	TALENT TEAM ESTRELLA GALICIA 0,0	HONDA	H ETC	4	7:27.611			2	1:50.354	144.3

Pole Position

Z. VAN DEN GOORBERGH

Fastest Lap

Lap 2

ÁNGEL PIQUERAS

1:49.886


144.9 Kph

Rider #54 - Drop one position - Exceeding Track Limits on last lap

Published at:

Track Status: **DRY**

Race Director:	Timekeeper:
-----------------------	--------------------



Hawkers ETC

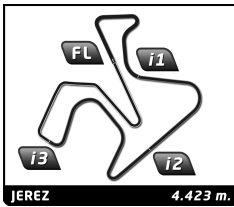
FIM CEV REPSOL CIRCUITO DE JEREZ - ANGEL NIETO

Race

Lap Chart

LAP

Nr	Pos	Grid	1	2	3	4	5
84	1	84	84	84	84	84	84
80	2	80	48	95	80	80	80
48	3	48	95	48	95	48	48
69	4	69	69	80	48	10	49
95	5	95	80	69	10	95	69
10	6	10	54	18	18	18	54
38	7	38	10	10	69	69	38
54	8	54	18	54	54	54	29
29	9	29	38	29	38	49	83
18	10	18	29	38	49	38	30
83	11	83	83	49	29	83	31
49	12	49	49	83	83	31	13
12	13	12	31	31	31	29	27
30	14	30	30	30	30	30	44
31	15	31	13	13	13	13	74
27	16	27	12	27	27	27	12
13	17	13	27	12	12	44	4
36	18	36	36	44	74	12	36
62	19	62	44	74	44	74	66
4	20	4	4	36	36	36	62
44	21	44	39	4	4	4	39
70	22	70	74	39	39	39	72
66	23	66	72	66	66	66	70
39	24	39	66	72	72	62	58
86	25	86	86	70	62	72	86
72	26	72	70	62	70	70	47
47	27	47	62	17	17	47	17
74	28	74	17	47	47	86	78
58	29	58	47	58	58	58	11
78	30	78	58	86	86	17	18
11	31	11	78	78	78	11	
17	32	17	11	11	11	78	




Hawkers ETC

FIM CEV REPSOL CIRCUITO DE JEREZ - ANGEL NIETO

Race

Best Sector Times

SECTOR 1			SECTOR 2		SECTOR 3		SECTOR 4		Pos	Ideal Lap	Best Lap
Pos	Rider	Time	Rider	Time	Rider	Time	Rider	Time			
1	49 J.GARCÍA	26.767	29 H.VOIGHT	16.505	29 H.VOIGHT	31.939	18 Á.PIQUERAS	33.927	1	49	1:49.446 1:50.088 (3)
2	13 M.TAPIA	26.847	18 Á.PIQUERAS	16.555	49 J.GARCÍA	32.014	10 A.CRUCES	33.974	2	18	1:49.561 1:49.886 (1)
3	48 I.ORTOLÁ	26.870	10 A.CRUCES	16.581	31 R.GARCIA	32.017	48 I.ORTOLÁ	33.986	3	29	1:49.568 1:50.236 (13)
4	80 D.ALONSO	26.879	38 J.RODRÍGUEZ	16.630	30 C.VEIJER	32.044	54 A.FERRÁNDEZ	33.987	4	83	1:49.688 1:50.119 (5)
5	18 Á.PIQUERAS	26.894	69 M.RUDA	16.637	38 J.RODRÍGUEZ	32.052	95 M.MORELLI	34.006	5	38	1:49.704 1:50.195 (11)
6	95 M.MORELLI	26.908	49 J.GARCÍA	16.637	13 M.TAPIA	32.059	49 J.GARCÍA	34.028	6	10	1:49.767 1:50.108 (4)
7	83 A.CARPE	26.911	80 D.ALONSO	16.658	83 A.CARPE	32.074	83 A.CARPE	34.038	7	69	1:49.785 1:50.223 (12)
8	30 C.VEIJER	26.917	83 A.CARPE	16.665	69 M.RUDA	32.122	80 D.ALONSO	34.066	8	31	1:49.808 1:50.123 (6)
9	38 J.RODRÍGUEZ	26.921	31 R.GARCIA	16.679	84 Z.VAN DEN GOORBERGH	32.159	29 H.VOIGHT	34.100	9	80	1:49.821 1:50.126 (7)
10	69 M.RUDA	26.924	95 M.MORELLI	16.687	54 A.FERRÁNDEZ	32.164	38 J.RODRÍGUEZ	34.101	10	54	1:49.869 1:50.302 (14)
11	84 Z.VAN DEN GOORBERGH	26.928	30 C.VEIJER	16.687	18 Á.PIQUERAS	32.185	69 M.RUDA	34.102	11	48	1:49.876 1:50.016 (2)
12	31 R.GARCIA	26.957	13 M.TAPIA	16.707	44 H.MILLÁN	32.213	84 Z.VAN DEN GOORBERGH	34.116	12	95	1:49.880 1:50.354 (15)
13	10 A.CRUCES	26.976	54 A.FERRÁNDEZ	16.728	80 D.ALONSO	32.218	31 R.GARCIA	34.155	13	30	1:49.910 1:50.165 (9)
14	54 A.FERRÁNDEZ	26.990	4 M.PAWELEC	16.747	48 I.ORTOLÁ	32.227	30 C.VEIJER	34.262	14	13	1:49.953 1:50.162 (8)
15	29 H.VOIGHT	27.024	48 I.ORTOLÁ	16.793	10 A.CRUCES	32.236	27 R.SANDOVAL	34.291	15	84	1:50.069 1:50.177 (10)
16	36 S.SHARIL	27.165	12 J.ROULSTONE	16.827	74 D.SAKO	32.267	44 H.MILLÁN	34.327	16	44	1:50.645 1:50.996 (16)
17	44 H.MILLÁN	27.170	84 Z.VAN DEN GOORBERGH	16.866	95 M.MORELLI	32.279	13 M.TAPIA	34.340	17	74	1:50.841 1:51.079 (17)
18	27 R.SANDOVAL	27.193	27 R.SANDOVAL	16.907	27 R.SANDOVAL	32.460	74 D.SAKO	34.354	18	27	1:50.851 1:51.152 (18)
19	66 P.TONN	27.243	58 M.PASIUK	16.917	36 S.SHARIL	32.472	12 J.ROULSTONE	34.491	19	12	1:51.116 1:51.689 (22)
20	12 J.ROULSTONE	27.253	44 H.MILLÁN	16.935	62 B.TRIAS	32.536	66 P.TONN	34.503	20	4	1:51.280 1:51.554 (20)
21	74 D.SAKO	27.272	39 B.PERRIN	16.941	12 J.ROULSTONE	32.545	62 B.TRIAS	34.522	21	62	1:51.323 1:51.410 (19)
22	4 M.PAWELEC	27.282	74 D.SAKO	16.948	4 M.PAWELEC	32.593	39 B.PERRIN	34.626	22	66	1:51.385 1:52.021 (24)
23	62 B.TRIAS	27.302	70 T.SCOTT	16.962	66 P.TONN	32.610	4 M.PAWELEC	34.658	23	36	1:51.414 1:51.609 (21)
24	39 B.PERRIN	27.329	62 B.TRIAS	16.963	72 Ó.ALMONACIL	32.735	72 Ó.ALMONACIL	34.689	24	39	1:51.651 1:51.918 (23)
25	72 Ó.ALMONACIL	27.379	47 L.QUINTANS SANS	16.971	39 B.PERRIN	32.755	36 S.SHARIL	34.785	25	72	1:51.894 1:52.099 (25)
26	86 M.MAYOR	27.503	36 S.SHARIL	16.992	86 M.MAYOR	32.768	70 T.SCOTT	34.843	26	86	1:52.188 1:52.566 (27)
27	17 T.COLLINS	27.613	66 P.TONN	17.029	17 T.COLLINS	32.865	86 M.MAYOR	34.853	27	70	1:52.346 1:52.346 (26)
28	70 T.SCOTT	27.652	86 M.MAYOR	17.064	70 T.SCOTT	32.889	47 L.QUINTANS SANS	35.057	28	47	1:52.690 1:52.718 (28)
29	47 L.QUINTANS SANS	27.676	72 Ó.ALMONACIL	17.091	58 M.PASIUK	32.948	58 M.PASIUK	35.142	29	58	1:52.706 1:52.897 (29)
30	58 M.PASIUK	27.699	11 A.MIZERA	17.106	47 L.QUINTANS SANS	32.986	17 T.COLLINS	35.256	30	17	1:52.869 1:53.262 (30)
31	11 A.MIZERA	27.795	17 T.COLLINS	17.135	78 D.JIGALOV	33.058	11 A.MIZERA	35.293	31	78	1:53.485 1:53.722 (32)
32	78 D.JIGALOV	27.822	78 D.JIGALOV	17.193	11 A.MIZERA	33.309	78 D.JIGALOV	35.412	32	11	1:53.503 1:53.503 (31)



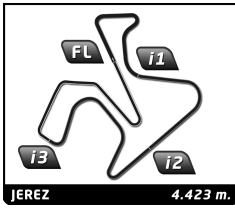
Hawkercs ETC

FIM CEV REPSOL CIRCUITO DE JEREZ - ANGEL NIETO

After Race

Event maximum speed

Rider	Team	Bike	Class	T. Speed	Lap	Session
66 PHILLIP TONN	LIQUI MOLY INTACTGP SIC JUNIOR TEAM	HONDA	H ETC	218.6	4	Warm Up
18 ÁNGEL PIQUERAS	TALENT TEAM ESTRELLA GALICIA 0,0	HONDA	H ETC	216.9	2	Race
11 AMAURY MIZERA	MHP RACING - TECH SOLUTIONS	HONDA	H ETC	215.1	2	Race
72 ÓSCAR ALMONACIL	H43TEAM NOBBY TALASUR-BLUMAQ	HONDA	H ETC	214.7	2	Race
12 JACOB JOHN ROULSTONE	LEOPARD IMPALA JUNIOR TEAM	HONDA	H ETC	213.0	2	Race RF
7 FILIPPO FARIOLI	TEAM HONDA LAGLISSE	HONDA	H ETC	213.0	4	Race 1
47 LEÁNDRO QUINTANS SANS	MHP RACING - TECH SOLUTIONS	HONDA	H ETC	210.9	2	Race
95 MARCO MORELLI	TALENT TEAM ESTRELLA GALICIA 0,0	HONDA	H ETC	210.9	4	Warm Up
49 JULIO GARCÍA	JEREZ ANDALUCIA MOTOR TALENT	HONDA	H ETC	210.5	2	Race
13 MARCO TAPIA	LEOPARD IMPALA JUNIOR TEAM	HONDA	H ETC	209.7	3	Race RF
83 ALVARO CARPE	HAWKERS FINETWORK ARO TEAM	HONDA	H ETC	209.7	2	Race
30 COLLIN VEIJER	APEX - CARDOSO RACING	HONDA	H ETC	208.5	9	Race 2
80 DAVID ALONSO	OPENBANK ASPAR TEAM	HONDA	H ETC	207.3	3	Free Practice 1
48 IVÁN ORTOLÁ	OPENBANK ASPAR TEAM	HONDA	H ETC	206.9	3	Warm Up
37 CASEY O'GORMAN	MICROLISE CRESSWELL RACING	HONDA	H ETC	206.5	5	Race 1
5 OLEG PAWELEC	WÓJCIK RACING JUNIOR TEAM	HONDA	H ETC	206.1	1	Warm Up
24 GUILLEM PLANQUES	LARRESPORT CARRÉ D'OR	HONDA	H ETC	205.7	3	Warm Up
31 ROBERTO GARCÍA	MRE TALENT	HONDA	H ETC	204.9	1	Race RF
36 SHARUL EZWAN SHARIL	LIQUI MOLY INTACT SIC JUNIOR TEAM	HONDA	H ETC	204.9	4	Race RF
29 HARRISON VOIGHT	SIC 58 SQUADRACORSE	HONDA	H ETC	204.5	3	Race RF
54 ALBERTO FERRÁNDEZ	CUNA DE CAMPEONES	HONDA	H ETC	204.5	5	Race RF
69 MARCOS RUDA	TEAM HONDA LAGLISSE	HONDA	H ETC	204.5	4	Race 1
10 ADRIÁN CRUCES	CUNA DE CAMPEONES	HONDA	H ETC	204.2	2	Race RF
38 JUAN RODRÍGUEZ	CUNA CAMPEONES	HONDA	H ETC	204.2	4	Race
77 MATTIA VOLPI	SIC58 SQUADRA CORSE	HONDA	H ETC	203.8	3	Warm Up
27 ROMEO SANDOVAL	HAWKERS FINETWORK ARO TEAM	HONDA	H ETC	203.4	7	Warm Up
4 MILAN PAWELEC	WÓJCIK RACING JUNIOR TEAM	HONDA	H ETC	203.0	7	Warm Up
86 MARIO MAYOR	LEOPARD IMPALA JUNIOR TEAM	HONDA	H ETC	203.0	1	Race RF
44 HUGO MILLÁN	CUNA DE CAMPEONES	HONDA	H ETC	202.2	2	Race RF
55 NOAH DETTWILER	REALE AVINTIA MTA JUNIOR TEAM	HONDA	H ETC	201.9	5	Warm Up
62 BLAI TRIAS	ART BOX	HONDA	H ETC	201.5	1	Race 1
58 MATEUSZ PASIUK	WÓJCIK RACING JUNIOR TEAM	HONDA	H ETC	201.1	1	Race 1
74 DAIJIRO SAKO	CUNA DE CAMPEONES	HONDA	H ETC	200.7	2	Race
84 ZONTA VAN DEN GOORBERGH	SUPERB	HONDA	H ETC	200.4	3	Warm Up
78 DAMIAN JIGALOV	LIQUI MOLY INTACT SIC JUNIOR TEAM	HONDA	H ETC	198.9	2	Race RF
39 BARTHOLOMÉ PERRIN	EQUIPE DE FRANCE FILIERE GP	HONDA	H ETC	198.5	1	Race RF
70 TYLER JACOB SCOTT	TALENT TEAM ESTRELLA GALICIA 0,0	HONDA	H ETC	197.1	4	Race RF
17 TORIN COLLINS	REALE AVINTIA MTA JUNIOR TEAM	HONDA	H ETC	196.7	1	Race
93 SERGIO BERNAL	JEREZ ANDALUCIA MOTOR TALENT	HONDA	H ETC	195.7	2	Race 1
2 MARCEAU JOHANY LAPIERRE	DANI RIVAS TALENT TEAM	HONDA	H ETC	191.2	3	Qualifying Practice 1
51 ANGELO TAGLIARINI	FM MOTORSPORT RACING EMOTION	HONDA	H ETC	188.2	17	Free Practice 2




Hawkers ETC

FIM CEV REPSOL CIRCUITO DE JEREZ - ANGEL NIETO

Race

Leader Sequence

Nr	Rider	Team	Bike	Start Lap	End Lap	Laps	Total Laps
H ETC							
84	ZONTA VAN DEN GOORBERG	SUPERB	HONDA	1	5	5	5



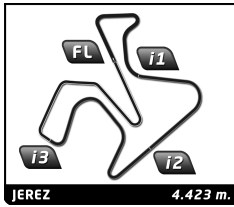
Hawkers ETC

FIM CEV REPSOL CIRCUITO DE JEREZ - ANGEL NIETO

Race

Fastest Lap Sequence

Practice Time	Rider	Team	Bike	Class	Time	Kph	Lap
3:46.667	84 ZONTA VAN DEN GOORBERGH	SUPERB	HONDA	H ETC	1:50.357	144.3	2
3:46.817	95 MARCO MORELLI	TALENT TEAM ESTRELLA GALICIA 0,0	HONDA	H ETC	1:50.354	144.3	2
3:46.932	80 DAVID ALONSO	OPENBANK ASPAR TEAM	HONDA	H ETC	1:50.152	144.6	2
3:47.202	18 ÁNGEL PIQUERAS	TALENT TEAM ESTRELLA GALICIA 0,0	HONDA	H ETC	1:49.886	144.9	2



Hawkers ETC


FIM CEV REPSOL CIRCUITO DE JEREZ - ANGEL NIETO

Race

Analysis by lap

■ Lapped

Nr	Lap Time	Gap	Nr	Lap Time	Gap	Nr	Lap Time	Gap	Nr	Lap Time	Gap	Nr	Lap Time	Gap			
Lap 1																	
84	1:56.310		39	1:52.560	6.997	38	1:50.369	1.213									
48	1:56.449	0.139	66	1:52.097	7.085	83	1:50.119	1.268									
95	1:56.463	0.153	72	1:52.371	7.158	31	1:50.165	1.554									
69	1:56.650	0.340	70	1:52.346	7.930	29	1:50.653	1.793									
80	1:56.780	0.470	62	1:52.064	8.024	30	1:50.165	2.019									
54	1:56.853	0.543	17	1:53.262	9.649	13	1:50.434	2.926									
10	1:57.098	0.788	47	1:53.819	10.856	27	1:51.817	6.652									
18	1:57.316	1.006	58	1:53.665	11.031	44	1:50.996	7.915									
38	1:57.444	1.134	86	1:56.047	11.568	12	1:52.180	7.970									
29	1:57.521	1.211	78	1:53.722	12.675	74	1:51.316	8.086									
83	1:57.630	1.320	11	1:53.503	12.677	36	1:51.609	9.340									
49	1:57.870	1.560				4	1:51.554	9.378									
31	1:58.210	1.900	Lap 3														
30	1:58.274	1.964	84	1:50.315		39	1:51.927	10.350									
13	1:58.596	2.286	80	1:50.211	0.161	66	1:52.021	10.665									
12	1:59.129	2.819	95	1:50.372	0.207	62	1:51.410	10.704									
27	1:59.442	3.132	48	1:50.534	0.375	72	1:52.099	11.085									
36	2:00.673	4.363	10	1:50.169	0.477	70	1:53.639	14.040									
44	2:00.689	4.379	18	1:50.316	0.536	47	1:53.483	16.565									
4	2:00.820	4.510	69	1:50.643	0.707	86	1:53.278	16.920									
39	2:01.104	4.794	54	1:50.404	0.762	58	1:53.530	16.966									
74	2:01.381	5.071	38	1:50.195	1.021	17	1:54.311	17.342									
72	2:01.454	5.144	49	1:50.088	1.067	11	1:54.728	21.054									
66	2:01.655	5.345	29	1:50.542	1.317	78	1:54.820	21.138									
86	2:02.188	5.878	83	1:50.141	1.326												
70	2:02.251	5.941	31	1:50.215	1.566	Lap 5											
62	2:02.627	6.317	30	1:50.322	2.031	84	1:51.161										
17	2:03.054	6.744	13	1:50.893	2.669	80	1:51.064	0.013									
47	2:03.704	7.394	27	1:51.152	5.012	48	1:51.122	0.175									
58	2:04.033	7.723	12	1:52.091	5.967	49	1:50.301	0.206									
78	2:05.620	9.310	74	1:51.079	6.947	69	1:50.897	0.489									
11	2:05.841	9.531	44	1:51.328	7.096	54	1:51.017	0.743									
			36	1:51.631	7.908	38	1:50.793	0.845									
			4	1:51.579	8.001	29	1:50.319	0.951									
			39	1:51.918	8.600	83	1:50.845	0.952									
			66	1:52.051	8.821	30	1:50.259	1.117									
			72	1:52.320	9.163	31	1:50.875	1.268									
			62	1:51.762	9.471	13	1:51.037	2.802									
			70	1:52.963	10.578	27	1:51.896	7.387									
			17	1:53.874	13.208	44	1:51.394	8.148									
			47	1:52.718	13.259	74	1:51.556	8.481									
			58	1:52.897	13.613	12	1:51.689	8.498									
			86	1:52.566	13.819	4	1:51.932	10.149									
			78	1:54.135	16.495	36	1:51.988	10.167									
			11	1:54.141	16.503	66	1:52.130	11.634									
						62	1:52.161	11.704									
						39	1:52.577	11.766									
			Lap 4														
			84	1:50.177		72	1:52.165	12.089									
			80	1:50.126	0.110	70	1:54.083	16.962									
			48	1:50.016	0.214	58	1:53.472	19.277									
			10	1:50.108	0.408	86	1:53.623	19.382									
			95	1:50.422	0.452	47	1:54.083	19.487									
			18	1:50.280	0.639	17	1:54.098	20.279									
			69	1:50.223	0.753	78	1:54.071	24.048									
			54	1:50.302	0.887	11	1:54.381	24.274									
			49	1:50.176	1.066	18	2:16.332	25.810									



Hawkers ETC


FIM CEV REPSOL CIRCUITO DE JEREZ - ANGEL NIETO

Race

Analysis

■ Personal Best
 ■ Session Best
 ■ Crossing the finish line in pit lane

Lap	Time	Sector 1	Sector 2	Sector 3	Sector 4	Elapsed	Lap	Time	Sector 1	Sector 2	Sector 3	Sector 4	Elapsed		
4	MILAN PAWELEC POL							27	ROMEO SANDOVAL SPA						
WÓJCIK RACING JUNIOR TEAM HONDA							HAWKERS FINETWORK ARO TEAM HONDA								
1	2:00.820	35.893	17.229	32.923	34.775	2:00.820	1	1:59.442	35.482	16.978	32.488	34.494	1:59.442		
2	1:52.584	27.731	16.982	33.109	34.762	3:53.404	2	1:51.400	27.193	16.907	32.696	34.604	3:50.842		
3	1:51.579	27.478	16.747	32.696	34.658	5:44.983	3	1:51.152	27.293	17.108	32.460	34.291	5:41.994		
4	1:51.554	27.406	16.869	32.593	34.686	7:36.537	4	1:51.817	27.481	17.121	32.666	34.549	7:33.811		
5	1:51.932	27.282	16.960	32.810	34.880	9:28.469	5	1:51.896	27.420	17.226	32.668	34.582	9:25.707		
10	ADRIÁN CRUCES SPA							29	HARRISON VOIGHT AUS						
CUNA DE CAMPEONES HONDA							SIC 58 SQUADRACORSE HONDA								
1	1:57.098	33.716	16.871	32.348	34.163	1:57.098	1	1:57.521	34.300	16.776	32.321	34.124	1:57.521		
2	1:50.192	27.101	16.581	32.325	34.185	3:47.290	2	1:50.236	27.100	16.505	32.531	34.100	3:47.757		
3	1:50.169	27.083	16.744	32.264	34.078	5:37.459	3	1:50.542	27.072	17.116	32.216	34.138	5:38.299		
4	1:50.108	27.047	16.851	32.236	33.974	7:27.567	4	1:50.653	27.536	16.739	32.206	34.172	7:28.952		
							5	1:50.319	27.024	16.914	31.939	34.442	9:19.271		
11	AMAURY MIZERA FRA							30	COLLIN VEIJER NED						
MHP RACING - TECH SOLUTIONS HONDA							APEX - CARDOSO RACING HONDA								
1	2:05.841	38.681	17.762	33.964	35.434	2:05.841	1	1:58.274	34.845	16.910	32.257	34.262	1:58.274		
2	1:53.503	27.795	17.106	33.309	35.293	3:59.344	2	1:50.417	27.027	16.687	32.379	34.324	3:48.691		
3	1:54.141	27.939	17.208	33.402	35.592	5:53.485	3	1:50.322	27.012	16.756	32.272	34.282	5:39.013		
4	1:54.728	28.094	17.441	33.684	35.509	7:48.213	4	1:50.165	27.009	16.766	32.112	34.278	7:29.178		
5	1:54.381	28.053	17.452	33.457	35.419	9:42.594	5	1:50.259	26.917	16.862	32.044	34.436	9:19.437		
12	JACOB JOHN ROULSTONE AUS							31	ROBERTO GARCIA SPA						
LEOPARD IMPALA JUNIOR TEAM HONDA							MRE TALENT HONDA								
1	1:59.129	35.226	16.827	32.585	34.491	1:59.129	1	1:58.210	34.603	16.854	32.417	34.336	1:58.210		
2	1:51.729	27.253	17.089	32.609	34.778	3:50.858	2	1:50.123	26.957	16.679	32.094	34.393	3:48.333		
3	1:52.091	27.505	17.024	32.682	34.880	5:42.949	3	1:50.215	27.065	16.757	32.238	34.155	5:38.548		
4	1:52.180	27.545	17.149	32.578	34.908	7:35.129	4	1:50.165	27.116	16.788	32.017	34.244	7:28.713		
5	1:51.689	27.355	17.123	32.545	34.666	9:26.818	5	1:50.875	27.166	17.029	32.295	34.385	9:19.588		
13	MARCO TAPIA SPA							36	SHARUL EZWAN SHARIL MAL						
LEOPARD IMPALA JUNIOR TEAM HONDA							LIQUI MOLY INTACT SIC JUNIOR TEA HONDA								
1	1:58.596	35.087	16.929	32.240	34.340	1:58.596	1	2:00.673	35.991	17.067	32.585	35.030	2:00.673		
2	1:50.162	26.847	16.707	32.134	34.474	3:48.758	2	1:52.586	27.715	17.083	32.817	34.971	3:53.259		
3	1:50.893	27.411	17.018	32.073	34.391	5:39.651	3	1:51.631	27.233	16.992	32.621	34.785	5:44.890		
4	1:50.434	26.868	17.013	32.059	34.494	7:30.085	4	1:51.609	27.165	17.052	32.472	34.920	7:36.499		
5	1:51.037	27.023	17.163	32.183	34.668	9:21.122	5	1:51.988	27.173	17.111	32.666	35.038	9:28.487		
17	TORIN COLLINS CAN							38	JUAN RODRÍGUEZ SPA						
REALE AVINTIA MTA JUNIOR TEAM HONDA							CUNA CAMPEONES HONDA								
1	2:03.054	37.103	17.180	33.515	35.256	2:03.054	1	1:57.444	34.115	16.811	32.351	34.167	1:57.444		
2	1:53.262	27.613	17.135	32.865	35.649	3:56.316	2	1:50.364	26.948	16.630	32.518	34.268	3:47.808		
3	1:53.874	27.730	17.328	33.254	35.562	5:50.190	3	1:50.195	27.190	16.852	32.052	34.101	5:38.003		
4	1:54.311	28.144	17.368	33.316	35.483	7:44.501	4	1:50.369	27.268	16.860	32.104	34.137	7:28.372		
5	1:54.098	27.676	17.231	33.437	35.754	9:38.599	5	1:50.793	26.921	16.889	32.145	34.838	9:19.165		
18	ÁNGEL PIQUERAS SPA							39	BARTHOLOMÉ PERRIN FRA						
TALENT TEAM ESTRELLA GALICIA 0,0 HONDA							EQUIPE DE FRANCE FILIERE GP HONDA								
1	1:57.316	34.027	16.714	32.461	34.114	1:57.316	1	2:01.104	36.268	17.078	32.988	34.770	2:01.104		
2	1:49.886	26.978	16.555	32.426	33.927	3:47.202	2	1:52.560	27.569	16.941	33.171	34.879	3:53.664		
3	1:50.316	27.280	16.751	32.340	33.945	5:37.518	3	1:51.918	27.329	16.950	32.999	34.640	5:45.582		
4	1:50.280	27.293	16.676	32.185	34.126	7:27.798	4	1:51.927	27.434	17.112	32.755	34.626	7:37.509		
5	2:16.332	26.894	16.780	32.336	1:00.322	9:44.130	5	1:52.577	27.503	17.332	33.078	34.664	9:30.086		



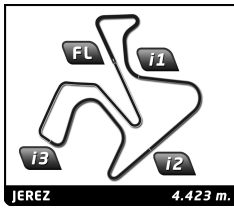
Hawkers ETC FIM CEV REPSOL CIRCUITO DE JEREZ - ANGEL NIETO

Race

Analysis

■ Personal Best ■ Session Best ■ Crossing the finish line in pit lane

Lap	Time	Sector 1	Sector 2	Sector 3	Sector 4	Elapsed	Lap	Time	Sector 1	Sector 2	Sector 3	Sector 4	Elapsed
44	HUGO MILLÁN					SPA	66	PHILLIP TONN					GER
	CUNA DE CAMPEONES					HONDA		LIQUI MOLY INTACTGP SIC JUNIOR 1					HONDA
1	2:00.689	36.130	17.016	32.596	34.947	2:00.689	1	2:01.655	36.485	17.129	33.278	34.763	2:01.655
2	1:52.061	27.586	17.082	32.675	34.718	3:52.750	2	1:52.097	27.431	17.029	32.870	34.767	3:53.752
3	1:51.328	27.387	17.170	32.444	34.327	5:44.078	3	1:52.051	27.329	17.037	33.182	34.503	5:45.803
4	1:50.996	27.170	16.935	32.252	34.639	7:35.074	4	1:52.021	27.694	17.088	32.610	34.629	7:37.824
5	1:51.394	27.431	17.168	32.213	34.582	9:26.468	5	1:52.130	27.243	17.258	32.797	34.832	9:29.954
47	LÉANDRO QUINTANS SANS					FRA	69	MARCOS RUDA					SPA
	MHP RACING - TECH SOLUTIONS					HONDA		TEAM HONDA LAGLISSE					HONDA
1	2:03.704	37.578	17.100	33.718	35.308	2:03.704	1	1:56.650	33.397	16.766	32.342	34.145	1:56.650
2	1:53.819	27.896	16.975	33.375	35.573	3:57.523	2	1:50.396	27.325	16.637	32.274	34.160	3:47.046
3	1:52.718	27.676	16.971	32.986	35.085	5:50.241	3	1:50.643	27.371	16.748	32.303	34.221	5:37.689
4	1:53.483	27.987	17.088	33.204	35.204	7:43.724	4	1:50.223	27.280	16.719	32.122	34.102	7:27.912
5	1:54.083	28.637	17.046	33.343	35.057	9:37.807	5	1:50.897	26.924	16.677	32.600	34.696	9:18.809
48	IVÁN ORTOLÁ					SPA	70	TYLER JACOB SCOTT					USA
	OPENBANK ASPAR TEAM					HONDA		TALENT TEAM ESTRELLA GALICIA 0,0					HONDA
1	1:56.449	33.250	16.905	32.227	34.067	1:56.449	1	2:02.251	36.632	17.048	33.441	35.130	2:02.251
2	1:50.374	26.927	16.819	32.288	34.340	3:46.823	2	1:52.346	27.652	16.962	32.889	34.843	3:54.597
3	1:50.534	27.254	16.793	32.402	34.085	5:37.357	3	1:52.963	27.779	17.099	33.087	34.998	5:47.560
4	1:50.016	26.870	16.846	32.314	33.986	7:27.373	4	1:53.639	27.888	17.387	33.063	35.301	7:41.199
5	1:51.122	26.893	16.936	32.781	34.512	9:18.495	5	1:54.083	27.930	17.548	33.387	35.218	9:35.282
49	JULIO GARCÍA					SPA	72	ÓSCAR ALMONACIL					SPA
	JEREZ ANDALUCIA MOTOR TALENT					HONDA		H43TEAM NOBBY TALASUR-BLUMAQ					HONDA
1	1:57.870	34.700	16.793	32.215	34.162	1:57.870	1	2:01.454	36.389	17.219	32.990	34.856	2:01.454
2	1:50.091	26.935	16.696	32.209	34.251	3:47.961	2	1:52.371	27.557	17.160	32.965	34.689	3:53.825
3	1:50.088	27.244	16.746	32.070	34.028	5:38.049	3	1:52.320	27.512	17.091	32.747	34.970	5:46.145
4	1:50.176	27.289	16.702	32.014	34.171	7:28.225	4	1:52.099	27.439	17.213	32.735	34.712	7:38.244
5	1:50.301	26.767	16.637	32.365	34.532	9:18.526	5	1:52.165	27.379	17.183	32.749	34.854	9:30.409
54	ALBERTO FERRÁNDEZ					SPA	74	DAIJIRO SAKO					JPN
	CUNA DE CAMPEONES					HONDA		CUNA DE CAMPEONES					HONDA
1	1:56.853	33.780	16.818	32.219	34.036	1:56.853	1	2:01.381	36.658	17.110	32.953	34.660	2:01.381
2	1:50.487	27.093	16.760	32.647	33.987	3:47.340	2	1:51.469	27.390	16.948	32.628	34.503	3:52.850
3	1:50.404	27.247	16.821	32.280	34.056	5:37.744	3	1:51.079	27.376	17.082	32.267	34.354	5:43.929
4	1:50.302	27.284	16.792	32.164	34.062	7:28.046	4	1:51.316	27.272	17.022	32.336	34.686	7:35.245
5	1:51.017	26.990	16.728	32.415	34.884	9:19.063	5	1:51.556	27.343	17.154	32.461	34.598	9:26.801
58	MATEUSZ PASIUK					POL	78	DAMIAN JIGALOV					USA
	WÓJCIK RACING JUNIOR TEAM					HONDA		LIQUI MOLY INTACT SIC JUNIOR TEA					HONDA
1	2:04.033	38.488	17.358	33.001	35.186	2:04.033	1	2:05.620	38.462	17.928	33.782	35.448	2:05.620
2	1:53.665	27.804	16.952	33.299	35.610	3:57.698	2	1:53.722	27.903	17.193	33.058	35.568	3:59.342
3	1:52.897	27.734	16.917	32.948	35.298	5:50.595	3	1:54.135	28.102	17.404	33.214	35.415	5:53.477
4	1:53.530	27.888	17.189	33.311	35.142	7:44.125	4	1:54.820	27.969	17.644	33.795	35.412	7:48.297
5	1:53.472	27.699	17.328	32.985	35.460	9:37.597	5	1:54.071	27.822	17.554	33.134	35.561	9:42.368
62	BLAI TRIAS					SPA	80	DAVID ALONSO					COL
	ART BOX					HONDA		OPENBANK ASPAR TEAM					HONDA
1	2:02.627	36.914	17.123	33.616	34.974	2:02.627	1	1:56.780	33.635	16.750	32.307	34.088	1:56.780
2	1:52.064	27.446	16.963	32.865	34.790	3:54.691	2	1:50.152	27.130	16.658	32.218	34.146	3:46.932
3	1:51.762	27.357	17.082	32.611	34.712	5:46.453	3	1:50.211	27.073	16.812	32.224	34.102	5:37.143
4	1:51.410	27.302	17.050	32.536	34.522	7:37.863	4	1:50.126	26.879	16.902	32.279	34.066	7:27.269
5	1:52.161	27.332	17.126	32.990	34.713	9:30.024	5	1:51.064	26.950	16.913	32.421	34.780	9:18.333



Hawkers ETC

FIM CEV REPSOL CIRCUITO DE JEREZ - ANGEL NIETO

Race

Analysis

■ Personal Best ■ Session Best B Crossing the finish line in pit lane

Lap	Time	Sector 1	Sector 2	Sector 3	Sector 4	Elapsed	Lap	Time	Sector 1	Sector 2	Sector 3	Sector 4	Elapsed
83	ALVARO CARPE						SPA						
	HAWKERS FINETWORK ARO TEAM						HONDA						
1	1:57.630	34.410	16.789	32.322	34.109	1:57.630							
2	1:50.537	27.431	16.665	32.114	34.327	3:48.167							
3	1:50.141	27.083	16.761	32.259	34.038	5:38.308							
4	1:50.119	27.118	16.717	32.228	34.056	7:28.427							
5	1:50.845	26.911	16.999	32.074	34.861	9:19.272							
84	ZONTA VAN DEN GOORBERGH						NED						
	SUPERB						HONDA						
1	1:56.310	32.930	16.960	32.159	34.261	1:56.310							
2	1:50.357	26.963	16.866	32.210	34.318	3:46.667							
3	1:50.315	26.940	16.909	32.268	34.198	5:36.982							
4	1:50.177	26.928	16.937	32.196	34.116	7:27.159							
5	1:51.161	26.985	16.931	32.540	34.705	9:18.320							
86	MARIO MAYOR						SPA						
	LEOPARD IMPALA JUNIOR TEAM						HONDA						
1	2:02.188	36.972	17.263	33.100	34.853	2:02.188							
2	1:56.047	27.503	17.373	35.384	35.787	3:58.235							
3	1:52.566	27.532	17.064	32.768	35.202	5:50.801							
4	1:53.278	27.732	17.201	32.967	35.378	7:44.079							
5	1:53.623	27.745	17.370	33.248	35.260	9:37.702							
95	MARCO MORELLI						SPA						
	TALENT TEAM ESTRELLA GALICIA 0,0						HONDA						
1	1:56.463	33.032	16.903	32.333	34.195	1:56.463							
2	1:50.354	27.108	16.687	32.376	34.183	3:46.817							
3	1:50.372	27.380	16.707	32.279	34.006	5:37.189							
4	1:50.422	26.908	16.842	32.554	34.118	7:27.611							