

Hawkers ETC

FIM CEV REPSOL CIRCUITO DE JEREZ - ANGEL NIETO

Race 2 ((15 laps, 66.3 km.))

Provisional Classification

Rider	Nat	Team	Bike	Tyres	Cl.	Laps	Total Time	Gap	Kph	Best Lap			
										Lap	Time Kph		
1	95	MARCO MORELLI	SPA	TALENT TEAM ESTRELLA GALICIA 0,0	HONDA	H ETC	15	27:48.149	-	143.2	8	1:50.221	144.5
2	80	DAVID ALONSO	COL	OPENBANK ASPAR TEAM	HONDA	H ETC	15	27:48.177	+0.028	143.2	8	1:50.094	144.6
3	54	ALBERTO FERRÁNDEZ	SPA	CUNA DE CAMPEONES	HONDA	H ETC	15	27:48.324	+0.175	143.2	8	1:49.997	144.8
4	18	ÁNGEL PIQUERAS	SPA	TALENT TEAM ESTRELLA GALICIA 0,0	HONDA	H ETC	15	27:48.365	+0.216	143.2	8	1:50.079	144.6
5	84	ZONTA VAN DEN GOORBERGH	NED	SUPERB	HONDA	H ETC	15	27:48.368	+0.219	143.2	9	1:50.168	144.5
6	10	ADRIÁN CRUCES	SPA	CUNA DE CAMPEONES	HONDA	H ETC	15	27:54.295	+6.146	142.7	3	1:49.943	144.8
7	48	IVÁN ORTOLÁ	SPA	OPENBANK ASPAR TEAM	HONDA	H ETC	15	27:54.306	+6.157	142.7	3	1:50.274	144.4
8	38	JUAN RODRÍGUEZ	SPA	CUNA CAMPEONES	HONDA	H ETC	15	27:54.408	+6.259	142.6	9	1:50.523	144.1
9	69	MARCOS RUDA	SPA	TEAM HONDA LAGLISSE	HONDA	H ETC	15	27:54.467	+6.318	142.6	7	1:50.576	144.0
10	74	DAIJIRO SAKO	JPN	CUNA DE CAMPEONES	HONDA	H ETC	15	27:54.808	+6.659	142.6	14	1:50.600	144.0
11	13	MARCO TAPIA	SPA	LEOPARD IMPALA JUNIOR TEAM	HONDA	H ETC	15	27:55.383	+7.234	142.6	7	1:50.437	144.2
12	55	NOAH DETTWILER	SWI	REALE AVINTIA MTA JUNIOR TEAM	HONDA	H ETC	15	27:55.449	+7.300	142.6	6	1:50.436	144.2
13	30	COLLIN VEIJER	NED	APEX - CARDOSO RACING	HONDA	H ETC	15	27:55.514	+7.365	142.5	7	1:50.440	144.2
14	49	JULIO GARCÍA	SPA	JEREZ ANDALUCIA MOTOR TALENT	HONDA	H ETC	15	27:55.561	+7.412	142.5	13	1:49.982	144.8
15	31	ROBERTO GARCIA	SPA	MRE TALENT	HONDA	H ETC	15	27:58.214	+10.065	142.3	2	1:50.667	143.9
16	12	JACOB JOHN ROULSTONE	AUS	LEOPARD IMPALA JUNIOR TEAM	HONDA	H ETC	15	27:58.297	+10.148	142.3	6	1:50.855	143.6
17	44	HUGO MILLÁN	SPA	CUNA DE CAMPEONES	HONDA	H ETC	15	28:02.106	+13.957	142.0	3	1:50.260	144.4
18	29	HARRISON VOIGHT	AUS	SIC 58 SQUADRACORSE	HONDA	H ETC	15	28:04.329	+16.180	141.8	6	1:51.043	143.4
19	27	ROMEO SANDOVAL	SPA	HAWKERS FINETUNE ARO TEAM	HONDA	H ETC	15	28:11.001	+22.852	141.2	5	1:51.467	142.8
20	7	FILIPPO FARIOLI	ITA	TEAM HONDA LAGLISSE	HONDA	H ETC	15	28:11.084	+22.935	141.2	13	1:51.534	142.8
21	37	CASEY O'GORMAN	IRL	MICROLISE CRESSWELL RACING	HONDA	H ETC	15	28:11.105	+22.956	141.2	4	1:51.125	143.3
22	4	MILAN PAWELEC	POL	WÓJCIK RACING JUNIOR TEAM	HONDA	H ETC	15	28:11.408	+23.259	141.2	14	1:51.326	143.0
23	77	MATTIA VOLPI	ITA	SIC58 SQUADRA CORSE	HONDA	H ETC	15	28:11.457	+23.308	141.2	12	1:51.437	142.9
24	24	GUILLEM PLANQUES	FRA	LARRESPORT CARRÉ D'OR	HONDA	H ETC	15	28:25.194	+37.045	140.1	6	1:52.443	141.6
25	62	BLAI TRIAS	SPA	ART BOX	HONDA	H ETC	15	28:25.310	+37.161	140.1	8	1:52.275	141.8
26	36	SHARUL EZWAN SHARIL	MAL	LIQUI MOLY INTACT SIC JUNIOR TEAM	HONDA	H ETC	15	28:25.577	+37.428	140.0	5	1:52.273	141.8
27	39	BARTHOLOMÉ PERRIN	FRA	EQUIPE DE FRANCE FILIERE GP	HONDA	H ETC	15	28:32.043	+43.894	139.5	7	1:53.049	140.8
28	72	ÓSCAR ALMONACIL	SPA	H43TEAM NOBBY TALASUR-BLUMAQ	HONDA	H ETC	15	28:36.556	+48.407	139.1	3	1:53.070	140.8
29	86	MARIO MAYOR	SPA	LEOPARD IMPALA JUNIOR TEAM	HONDA	H ETC	15	28:38.517	+50.368	139.0	2	1:52.327	141.8
30	58	MATEUSZ PASIUK	POL	WÓJCIK RACING JUNIOR TEAM	HONDA	H ETC	15	28:47.078	+58.929	138.3	8	1:53.520	140.3
31	78	DAMIAN JIGALOV	USA	LIQUI MOLY INTACT SIC JUNIOR TEAM	HONDA	H ETC	15	28:51.552	+1:03.403	137.9	9	1:54.090	139.6
32	17	TORIN COLLINS	CAN	REALE AVINTIA MTA JUNIOR TEAM	HONDA	H ETC	15	28:51.623	+1:03.474	137.9	6	1:54.053	139.6
33	70	TYLER JACOB SCOTT	USA	TALENT TEAM ESTRELLA GALICIA 0,0	HONDA	H ETC	15	28:59.430	+1:11.281	137.3	12	1:52.314	141.8
Not classified:													
47	LEÁNDRO QUINTANS SANS	FRA	MHP RACING - TECH SOLUTIONS	HONDA	H ETC	12	23:03.054				3	1:53.516	140.3
83	ALVARO CARPE	SPA	HAWKERS FINETUNE ARO TEAM	HONDA	H ETC	9	16:44.765				3	1:49.822	145.0
93	SERGIO BERNAL	SPA	JEREZ ANDALUCIA MOTOR TALENT	HONDA	H ETC	3	6:01.136				2	1:56.860	136.3
66	PHILLIP TONN	GER	LIQUI MOLY INTACTGP SIC JUNIOR TEAM	HONDA	H ETC								
Not started													
11	AMAURY MIZERA	FRA	MHP RACING - TECH SOLUTIONS	HONDA	H ETC								


Pole Position	Z. VAN DEN GOORBERGH	1:49.613	145.3 Kph
Fastest Lap	Lap 3 ALVARO CARPE	1:49.822	145.0 Kph

Rider #44 - 3 Seconds Penalty - Exceeding Track Limits

Published at:

Track Status: **DRY**

Race Director:	Timekeeper:
-----------------------	--------------------



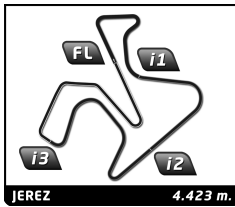
Hawkerc ETC

FIM CEV REPSOL CIRCUITO DE JEREZ - ANGEL NIETO

Race 2

Lap Chart

		LAP															
Nr	Pos	Grid	1	2	3	4	5	6	7	8	9	10	11	12	13	14	15
84	1	84	84	84	84	80	10	84	95	95	84	80	84	84	84	84	95
18	2	18	95	95	95	84	84	95	84	80	95	84	80	80	80	80	80
95	3	95	69	69	80	95	80	10	80	84	80	54	18	18	18	54	54
69	4	69	80	80	69	10	48	48	54	54	54	95	54	54	54	18	18
38	5	38	48	48	48	54	95	80	10	18	18	18	18	95	95	95	84
29	6	29	18	18	54	48	54	54	18	69	69	10	69	69	48	69	10
80	7	80	54	54	18	69	18	18	69	10	83	48	48	13	10	10	48
48	8	48	13	10	10	18	69	83	83	83	10	13	13	48	69	48	38
83	9	83	83	83	83	83	69	44	13	13	69	10	10	38	38	69	
13	10	13	10	13	44	44	44	44	13	44	48	38	38	38	13	74	74
55	11	55	38	38	13	38	38	38	38	48	38	74	74	74	74	13	13
10	12	10	44	44	38	13	13	13	48	38	44	44	30	30	30	30	55
54	13	54	29	29	31	31	31	31	31	55	74	30	44	55	55	55	30
44	14	44	31	31	29	29	29	29	74	55	31	55	55	49	49	49	49
31	15	31	7	7	74	74	74	55	74	74	31	31	31	44	31	31	31
12	16	12	74	74	55	55	55	29	29	29	30	12	49	12	12	12	12
30	17	30	37	49	12	12	12	12	12	12	29	49	12	31	44	44	44
37	18	37	49	55	37	37	49	49	49	30	12	29	29	29	29	29	29
27	19	27	55	37	30	49	30	30	30	49	49	37	37	37	37	37	27
74	20	74	30	12	7	7	37	37	37	37	27	27	27	27	27	7	7
7	21	7	12	30	49	30	27	7	27	7	27	7	7	7	7	7	37
49	22	49	27	27	27	27	7	27	7	27	7	4	77	77	77	77	4
77	23	77	77	77	77	77	77	77	77	77	4	77	4	4	4	4	77
36	24	36	86	86	86	86	4	4	4	4	77	62	86	62	24	24	24
86	25	86	4	4	4	4	86	86	86	36	36	86	62	86	86	86	62
66	26	66	39	36	36	62	62	36	36	86	86	36	36	36	62	62	36
62	27	62	36	39	62	36	36	62	62	62	62	24	24	24	36	36	39
72	28	72	24	62	39	39	39	24	24	24	24	39	39	39	39	39	72
93	29	93	62	24	72	24	24	39	39	39	39	70	70	70	70	72	86
70	30	70	72	72	24	72	72	72	72	72	70	72	72	72	72	58	58
4	31	4	70	70	70	70	70	70	70	70	72	47	58	58	58	78	78
39	32	39	17	78	78	58	58	47	47	47	47	58	47	47	78	17	17
11	33	11	78	58	58	78	78	58	58	58	58	78	78	78	17	70	70
24	34	24	58	47	47	47	47	78	78	17	17	17	17	17			
78	35	78	93	17	17	17	17	17	17	78	78						
58	36	58	47	93	93												
47	37	47															
17	38	17															




Hawkers ETC

FIM CEV REPSOL CIRCUITO DE JEREZ - ANGEL NIETO

Race 2

Best Sector Times

SECTOR 1			SECTOR 2			SECTOR 3			SECTOR 4			Pos	Ideal Lap	Best Lap
Pos	Rider	Time	Rider	Time	Rider	Time	Rider	Time	Pos	Ideal Lap	Best Lap			
1	10 A.CRUCES	26.753	80 D.ALONSO	16.588	49 J.GARCÍA	32.032	84 Z.VAN DEN GOORBERGH	34.037	1	83	1:49.668	1:49.822	(1)	
2	18 Á.PIQUERAS	26.772	18 Á.PIQUERAS	16.634	44 H.MILLÁN	32.035	83 A.CARPE	34.043	2	10	1:49.721	1:49.943	(2)	
3	54 A.FERRÁNDEZ	26.824	83 A.CARPE	16.637	84 Z.VAN DEN GOORBERGH	32.050	49 J.GARCÍA	34.060	3	54	1:49.772	1:49.997	(4)	
4	48 I.ORTOLÁ	26.848	69 M.RUDA	16.654	13 M.TAPIA	32.063	54 A.FERRÁNDEZ	34.063	4	80	1:49.790	1:50.094	(6)	
5	80 D.ALONSO	26.857	10 A.CRUCES	16.683	30 C.VEIJER	32.064	95 M.MORELLI	34.086	5	18	1:49.792	1:50.079	(5)	
6	13 M.TAPIA	26.885	54 A.FERRÁNDEZ	16.699	83 A.CARPE	32.068	80 D.ALONSO	34.113	6	84	1:49.834	1:50.168	(7)	
7	49 J.GARCÍA	26.892	48 I.ORTOLÁ	16.719	95 M.MORELLI	32.111	18 Á.PIQUERAS	34.122	7	95	1:49.855	1:50.221	(8)	
8	84 Z.VAN DEN GOORBERGH	26.906	44 H.MILLÁN	16.733	10 A.CRUCES	32.147	10 A.CRUCES	34.138	8	49	1:49.866	1:49.982	(3)	
9	95 M.MORELLI	26.920	4 M.PAWELEC	16.737	31 R.GARCIA	32.156	69 M.RUDA	34.151	9	69	1:49.999	1:50.576	(15)	
10	83 A.CARPE	26.920	95 M.MORELLI	16.738	29 H.VOIGHT	32.166	48 I.ORTOLÁ	34.191	10	48	1:50.070	1:50.274	(10)	
11	55 N.DETTWILER	26.934	29 H.VOIGHT	16.776	74 D.SAKO	32.170	55 N.DETTWILER	34.204	11	44	1:50.129	1:50.260	(9)	
12	69 M.RUDA	26.955	38 J.RODRÍGUEZ	16.799	54 A.FERRÁNDEZ	32.186	12 J.ROULSTONE	34.224	12	13	1:50.134	1:50.437	(12)	
13	30 C.VEIJER	26.961	37 C.O'GORMAN	16.812	12 J.ROULSTONE	32.197	31 R.GARCIA	34.256	13	30	1:50.138	1:50.440	(13)	
14	74 D.SAKO	26.975	74 D.SAKO	16.812	38 J.RODRÍGUEZ	32.215	30 C.VEIJER	34.261	14	12	1:50.241	1:50.855	(18)	
15	12 J.ROULSTONE	26.978	13 M.TAPIA	16.820	80 D.ALONSO	32.232	38 J.RODRÍGUEZ	34.261	15	74	1:50.252	1:50.600	(16)	
16	44 H.MILLÁN	27.014	84 Z.VAN DEN GOORBERGH	16.841	69 M.RUDA	32.239	74 D.SAKO	34.295	16	55	1:50.257	1:50.436	(11)	
17	38 J.RODRÍGUEZ	27.024	12 J.ROULSTONE	16.842	55 N.DETTWILER	32.245	44 H.MILLÁN	34.347	17	38	1:50.299	1:50.523	(14)	
18	31 R.GARCIA	27.048	30 C.VEIJER	16.852	18 Á.PIQUERAS	32.264	13 M.TAPIA	34.366	18	31	1:50.350	1:50.667	(17)	
19	29 H.VOIGHT	27.076	55 N.DETTWILER	16.874	48 I.ORTOLÁ	32.312	27 R.SANDOVAL	34.402	19	29	1:50.478	1:51.043	(19)	
20	37 C.O'GORMAN	27.118	49 J.GARCÍA	16.882	37 C.O'GORMAN	32.350	77 M.VOLPI	34.420	20	37	1:50.779	1:51.125	(20)	
21	7 F.FARIOLI	27.121	31 R.GARCIA	16.890	77 M.VOLPI	32.390	29 H.VOIGHT	34.460	21	77	1:50.970	1:51.437	(22)	
22	4 M.PAWELEC	27.218	77 M.VOLPI	16.908	7 F.FARIOLI	32.421	4 M.PAWELEC	34.488	22	4	1:51.078	1:51.326	(21)	
23	77 M.VOLPI	27.252	7 F.FARIOLI	16.946	27 R.SANDOVAL	32.492	37 C.O'GORMAN	34.499	23	27	1:51.184	1:51.467	(23)	
24	27 R.SANDOVAL	27.338	27 R.SANDOVAL	16.952	4 M.PAWELEC	32.635	62 B.TRIAS	34.556	24	7	1:51.279	1:51.534	(24)	
25	36 S.SHARIL	27.352	24 G.PLANQUES	16.987	62 B.TRIAS	32.664	86 M.MAYOR	34.673	25	62	1:51.697	1:52.275	(26)	
26	62 B.TRIAS	27.356	47 L.QUINTANS SANS	17.015	36 S.SHARIL	32.671	7 F.FARIOLI	34.791	26	36	1:51.942	1:52.273	(25)	
27	70 T.SCOTT	27.358	36 S.SHARIL	17.072	70 T.SCOTT	32.720	24 G.PLANQUES	34.834	27	86	1:52.091	1:52.327	(28)	
28	86 M.MAYOR	27.443	62 B.TRIAS	17.121	24 G.PLANQUES	32.834	36 S.SHARIL	34.847	28	24	1:52.134	1:52.443	(29)	
29	24 G.PLANQUES	27.479	86 M.MAYOR	17.124	86 M.MAYOR	32.851	70 T.SCOTT	34.868	29	70	1:52.155	1:52.314	(27)	
30	39 B.PERRIN	27.513	39 B.PERRIN	17.173	72 Ó.ALMONACIL	32.950	39 B.PERRIN	34.961	30	39	1:52.680	1:53.049	(30)	
31	72 Ó.ALMONACIL	27.542	70 T.SCOTT	17.209	39 B.PERRIN	33.033	47 L.QUINTANS SANS	35.038	31	72	1:52.896	1:53.070	(31)	
32	58 M.PASIUUK	27.732	58 M.PASIUUK	17.238	47 L.QUINTANS SANS	33.085	72 Ó.ALMONACIL	35.114	32	47	1:52.938	1:53.516	(32)	
33	17 T.COLLINS	27.746	17 T.COLLINS	17.276	17 T.COLLINS	33.125	58 M.PASIUUK	35.180	33	58	1:53.289	1:53.520	(33)	
34	47 L.QUINTANS SANS	27.800	72 Ó.ALMONACIL	17.290	58 M.PASIUUK	33.139	78 D.JIGALOV	35.360	34	17	1:53.546	1:54.053	(34)	
35	78 D.JIGALOV	27.825	78 D.JIGALOV	17.308	78 D.JIGALOV	33.272	17 T.COLLINS	35.399	35	78	1:53.765	1:54.090	(35)	
36	93 S.BERNAL	28.273	93 S.BERNAL	17.491	93 S.BERNAL	33.632	93 S.BERNAL	35.979	36	93	1:55.375	1:56.860	(36)	



Hawkercs ETC

FIM CEV REPSOL CIRCUITO DE JEREZ - ANGEL NIETO

After Race 2

Event maximum speed


Rider	Team	Bike	Class	T. Speed	Lap	Session
7 FILIPPO FARIOLI	TEAM HONDA LAGLISSE	HONDA	H ETC	213.0	4	Race 1
49 JULIO GARCÍA	JEREZ ANDALUCIA MOTOR TALENT	HONDA	H ETC	209.7	5	Race 1
66 PHILLIP TONN	LIQUI MOLY INTACTGP SIC JUNIOR TEAM	HONDA	H ETC	209.7	3	Qualifying Practice 2
30 COLLIN VEIJER	APEX - CARDOSO RACING	HONDA	H ETC	208.5	9	Race 2
80 DAVID ALONSO	OPENBANK ASPAR TEAM	HONDA	H ETC	207.3	3	Free Practice 1
37 CASEY O'GORMAN	MICROLISE CRESSWELL RACING	HONDA	H ETC	206.5	5	Race 1
12 JACOB JOHN ROULSTONE	LEOPARD IMPALA JUNIOR TEAM	HONDA	H ETC	205.7	12	Race 2
47 LÉANDRO QUINTANS SANS	MHP RACING - TECH SOLUTIONS	HONDA	H ETC	204.9	1	Race 1
69 MARCOS RUDA	TEAM HONDA LAGLISSE	HONDA	H ETC	204.5	4	Race 1
24 GUILLEM PLANQUES	LARRESPORT CARRÉ D'OR	HONDA	H ETC	203.4	5	Race 1
27 ROMEO SANDOVAL	HAWKERS FINETWORK ARO TEAM	HONDA	H ETC	203.0	3	Race 1
36 SHARUL EZWAN SHARIL	LIQUI MOLY INTACT SIC JUNIOR TEAM	HONDA	H ETC	203.0	1	Race 1
38 JUAN RODRÍGUEZ	CUNA CAMPEONES	HONDA	H ETC	203.0	2	Race 1
29 HARRISON VOIGHT	SIC 58 SQUADRACORSE	HONDA	H ETC	202.6	6	Race 1
31 ROBERTO GARCIA	MRE TALENT	HONDA	H ETC	202.6	1	Race 1
83 ALVARO CARPE	HAWKERS FINETWORK ARO TEAM	HONDA	H ETC	202.6	3	Race 1
54 ALBERTO FERRÁNDEZ	CUNA DE CAMPEONES	HONDA	H ETC	202.2	6	Race 1
18 ÁNGEL PIQUERAS	TALENT TEAM ESTRELLA GALICIA 0,0	HONDA	H ETC	201.9	6	Race 2
44 HUGO MILLÁN	CUNA DE CAMPEONES	HONDA	H ETC	201.5	1	Race 1
55 NOAH DETTWILER	REALE AVINTIA MTA JUNIOR TEAM	HONDA	H ETC	201.5	15	Race 2
62 BLAI TRIAS	ART BOX	HONDA	H ETC	201.5	1	Race 1
77 MATTIA VOLPI	SIC58 SQUADRA CORSE	HONDA	H ETC	201.5	9	Free Practice 1
95 MARCO MORELLI	TALENT TEAM ESTRELLA GALICIA 0,0	HONDA	H ETC	201.5	1	Race 1
48 IVÁN ORTOLÁ	OPENBANK ASPAR TEAM	HONDA	H ETC	201.1	2	Race 1
58 MATEUSZ PASIUK	WÓJCIK RACING JUNIOR TEAM	HONDA	H ETC	201.1	1	Race 1
10 ADRIÁN CRUCES	CUNA DE CAMPEONES	HONDA	H ETC	200.4	1	Race 1
13 MARCO TAPIA	LEOPARD IMPALA JUNIOR TEAM	HONDA	H ETC	200.4	7	Race 2
84 ZONTA VAN DEN GOORBERGH	SUPERB	HONDA	H ETC	200.4	3	Warm Up
86 MARIO MAYOR	LEOPARD IMPALA JUNIOR TEAM	HONDA	H ETC	200.4	3	Race 1
74 DAIJIRO SAKO	CUNA DE CAMPEONES	HONDA	H ETC	200.0	1	Race 1
4 MILAN PAWELEC	WÓJCIK RACING JUNIOR TEAM	HONDA	H ETC	199.6	2	Race 1
72 ÓSCAR ALMONACIL	H43TEAM NOBBY TALASUR-BLUMAQ	HONDA	H ETC	199.6	7	Race 1
11 AMAURY MIZERA	MHP RACING - TECH SOLUTIONS	HONDA	H ETC	198.5	2	Race 1
39 BARTHOLOMÉ PERRIN	EQUIPE DE FRANCE FILIERE GP	HONDA	H ETC	198.2	7	Race 1
78 DAMIAN JIGALOV	LIQUI MOLY INTACT SIC JUNIOR TEAM	HONDA	H ETC	198.2	1	Race 1
17 TORIN COLLINS	REALE AVINTIA MTA JUNIOR TEAM	HONDA	H ETC	195.7	1	Race 2
70 TYLER JACOB SCOTT	TALENT TEAM ESTRELLA GALICIA 0,0	HONDA	H ETC	195.7	1	Race 2
93 SERGIO BERNAL	JEREZ ANDALUCIA MOTOR TALENT	HONDA	H ETC	195.7	2	Race 1
5 OLEG PAWELEC	WÓJCIK RACING JUNIOR TEAM	HONDA	H ETC	193.2	5	Free Practice 2
2 MARCEAU JOHANY LAPIERRE	DANI RIVAS TALENT TEAM	HONDA	H ETC	191.2	3	Qualifying Practice 1
51 ANGELO TAGLIARINI	FM MOTORSPORT RACING EMOTION	HONDA	H ETC	188.2	17	Free Practice 2



Moto3
WORLD CHAMPIONSHIP

Moto2
WORLD CHAMPIONSHIP

HAWKERS
ESTRELLA GALICIA
Talent




Hawkers ETC

FIM CEV REPSOL CIRCUITO DE JEREZ - ANGEL NIETO

Race 2

Leader Sequence

Nr	Rider	Team	Bike	Start Lap	End Lap	Laps	Total Laps
H ETC							
84	ZONTA VAN DEN GOORBERG	SUPERB	HONDA	1	3	3	3
80	DAVID ALONSO	OPENBANK ASPAR TEAM	HONDA	4	4	1	1
10	ADRIÁN CRUCES	CUNA DE CAMPEONES	HONDA	5	5	1	1
84	ZONTA VAN DEN GOORBERG	SUPERB	HONDA	6	6	1	4
95	MARCO MORELLI	TALENT TEAM ESTRELLA GALICIA 0,0	HONDA	7	8	2	2
84	ZONTA VAN DEN GOORBERG	SUPERB	HONDA	9	9	1	5
80	DAVID ALONSO	OPENBANK ASPAR TEAM	HONDA	10	10	1	2
84	ZONTA VAN DEN GOORBERG	SUPERB	HONDA	11	14	4	9
95	MARCO MORELLI	TALENT TEAM ESTRELLA GALICIA 0,0	HONDA	15	15	1	3



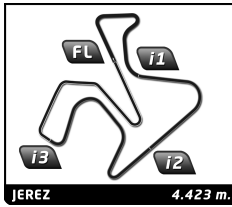
Hawkers ETC

FIM CEV REPSOL CIRCUITO DE JEREZ - ANGEL NIETO

Race 2

Fastest Lap Sequence

Practice Time	Rider	Team	Bike	Class	Time	Kph	Lap
3:47.967	84 ZONTA VAN DEN GOORBERGH	SUPERB	HONDA	H ETC	1:50.724	143.8	2
3:48.189	95 MARCO MORELLI	TALENT TEAM ESTRELLA GALICIA 0,0	HONDA	H ETC	1:50.612	144.0	2
3:49.066	54 ALBERTO FERRÁNDEZ	CUNA DE CAMPEONES	HONDA	H ETC	1:50.434	144.2	2
3:49.441	10 ADRIÁN CRUCES	CUNA DE CAMPEONES	HONDA	H ETC	1:50.426	144.2	2
5:38.824	80 DAVID ALONSO	OPENBANK ASPAR TEAM	HONDA	H ETC	1:50.263	144.4	3
5:39.087	54 ALBERTO FERRÁNDEZ	CUNA DE CAMPEONES	HONDA	H ETC	1:50.021	144.7	3
5:39.384	10 ADRIÁN CRUCES	CUNA DE CAMPEONES	HONDA	H ETC	1:49.943	144.8	3
5:39.548	83 ALVARO CARPE	HAWKERS FINETWORK ARO TEAM	HONDA	H ETC	1:49.822	145.0	3



Hawkers ETC


FIM CEV REPSOL CIRCUITO DE JEREZ - ANGEL NIETO

Race 2

Analysis by lap

Lapped

Nr	Lap Time	Gap	Nr	Lap Time	Gap	Nr	Lap Time	Gap	Nr	Lap Time	Gap	Nr	Lap Time	Gap
49	1:51.194	6.372	80	1:50.525		77	1:51.450	19.767	48	1:51.956	4.939	39	1:53.488	40.014
37	1:52.229	9.434	84	1:50.908	0.027	4	1:52.419	20.411	10	1:51.999	5.194	72	1:53.983	44.917
7	1:52.832	13.781	54	1:50.582	0.119	86	1:53.588	27.451	69	1:52.423	5.226	58	1:54.443	54.557
27	1:52.965	13.909	95	1:50.785	0.132	62	1:53.691	27.553	38	1:51.963	5.508	78	1:55.011	59.540
77	1:52.220	15.575	18	1:50.602	0.211	36	1:53.802	27.744	13	1:53.810	6.712	17	1:55.360	59.916
4	1:51.882	16.170	10	1:51.450	2.991	24	1:52.963	27.929	74	1:50.889	7.088	70	2:17.543	1:04.293
36	1:52.908	18.807	48	1:51.356	3.158	39	1:53.739	31.798	30	1:50.798	7.117			
86	1:53.270	18.909	13	1:51.634	3.223	70	1:52.621	33.544	55	1:50.645	7.454	Lap 15		
62	1:52.275	18.933	69	1:52.314	3.405	72	1:54.050	35.896	49	1:49.982	7.490	95	1:50.700	
24	1:52.877	21.551	38	1:51.884	3.928	58	1:54.040	43.832	31	1:50.998	8.934	80	1:51.010	0.028
39	1:53.114	22.432	74	1:51.542	7.007	47	1:54.752	44.284	12	1:51.103	8.943	54	1:51.112	0.175
72	1:53.684	26.057	44	1:52.184	7.489	78	1:54.499	46.778	44	1:51.795	9.445	18	1:51.089	0.216
70	1:52.942	27.237	30	1:51.355	7.514	17	1:54.628	47.196	29	1:52.304	11.257	84	1:51.310	0.219
47	1:53.765	32.447	55	1:51.965	7.566	Lap 12			37	1:52.803	20.049	10	1:51.795	6.146
58	1:53.520	32.744	31	1:51.977	7.711	84	1:50.686		27	1:51.708	20.640	48	1:51.771	6.157
17	1:54.305	34.712	12	1:51.726	8.054	80	1:50.694	0.090	7	1:51.534	21.011	38	1:51.428	6.259
78	1:55.302	35.371	49	1:51.680	8.284	18	1:50.637	0.147	77	1:51.606	21.124	69	1:51.998	6.318
Lap 9			29	1:52.001	8.301	54	1:50.696	0.278	4	1:51.376	21.840	74	1:50.848	6.659
84	1:50.168		37	1:53.223	13.884	95	1:50.460	0.324	24	1:53.573	32.929	13	1:51.050	7.234
95	1:50.585	0.228	27	1:52.318	17.523	69	1:51.113	3.803	86	1:53.979	33.022	55	1:50.919	7.300
80	1:50.563	0.356	7	1:52.770	18.080	13	1:50.982	3.902	62	1:54.302	33.298	30	1:51.038	7.365
54	1:50.440	0.418	4	1:52.160	18.925	48	1:51.118	3.983	36	1:54.215	33.381	49	1:50.982	7.412
18	1:50.333	0.490	77	1:52.277	19.250	10	1:51.186	4.195	39	1:53.491	37.312	31	1:51.541	10.065
69	1:50.849	1.972	62	1:53.585	24.795	38	1:50.800	4.545	70	1:53.364	37.536	12	1:51.294	10.148
83	1:50.729	1.993	86	1:53.609	24.796	74	1:50.786	7.199	72	1:53.817	41.720	44	1:51.801	10.957
10	1:51.235	2.422	36	1:53.786	24.875	30	1:50.876	7.319	58	1:54.377	50.900	29	1:54.112	16.180
13	1:50.634	2.470	24	1:53.080	25.899	55	1:50.815	7.809	78	1:54.965	55.315	27	1:52.135	22.852
48	1:50.447	2.683	39	1:54.365	28.992	49	1:51.015	8.508	17	1:54.865	55.342	7	1:52.045	22.935
38	1:50.523	2.925	70	1:53.000	31.856	44	1:51.672	8.650	Lap 14			37	1:52.912	22.956
44	1:54.105	6.186	72	1:53.564	32.779	12	1:51.184	8.840	84	1:50.786		4	1:51.970	23.259
74	1:51.092	6.346	47	1:54.698	40.465	31	1:51.788	8.936	80	1:50.822	0.109	77	1:52.234	23.308
55	1:51.382	6.482	58	1:54.718	40.725	29	1:51.936	9.953	54	1:50.736	0.154	24	1:53.088	37.045
31	1:51.431	6.615	78	1:54.989	43.212	37	1:52.995	18.246	18	1:50.851	0.218	62	1:52.891	37.161
30	1:51.172	7.040	17	1:55.371	43.501	27	1:51.682	19.932	95	1:50.646	0.391	36	1:53.059	37.428
29	1:51.801	7.181	Lap 11			7	1:51.613	20.477	69	1:50.971	5.411	39	1:54.971	43.894
12	1:51.347	7.209	84	1:50.906		77	1:51.437	20.518	10	1:51.034	5.442	72	1:54.581	48.407
49	1:51.470	7.485	80	1:51.015	0.082	4	1:51.739	21.464	48	1:51.324	5.477	86	2:06.199	50.368
37	1:52.465	11.542	18	1:50.918	0.196	62	1:53.129	29.996	38	1:51.200	5.922	58	1:55.463	58.929
27	1:52.534	16.086	54	1:51.082	0.268	86	1:53.278	30.043	74	1:50.600	6.902	78	1:54.954	1:03.403
7	1:52.767	16.191	95	1:51.351	0.550	36	1:53.108	30.166	13	1:51.349	7.275	17	1:54.649	1:03.474
4	1:51.833	17.646	69	1:50.904	3.376	24	1:53.113	30.356	49	1:50.817	7.521	70	1:58.079	1:11.281
77	1:52.636	17.854	48	1:51.326	3.551	39	1:53.709	34.821	30	1:51.087	7.418			
36	1:53.520	21.970	13	1:51.316	3.606	70	1:52.314	35.172	55	1:50.804	7.472			
86	1:53.516	22.068	10	1:51.637	3.695	72	1:53.693	38.903	49	1:50.817	7.521			
62	1:53.515	22.091	38	1:51.436	4.431	58	1:54.377	47.523	31	1:51.467	9.615			
24	1:52.506	23.700	74	1:51.025	7.099	47	1:54.184	47.782	12	1:51.788	9.945			
39	1:53.433	25.508	30	1:50.548	7.129	78	1:55.258	51.350	44	1:51.588	10.247			
70	1:52.857	29.737	44	1:51.108	7.664	17	1:54.967	51.477	29	1:52.688	13.159			
72	1:54.396	30.096	55	1:51.047	7.680	Lap 13			37	1:51.872	21.135			
47	1:54.558	36.648	31	1:51.056	7.834	84	1:51.000		27	1:51.954	21.808			
58	1:54.501	36.888	49	1:50.828	8.179	80	1:50.983	0.073	7	1:51.756	21.981			
17	1:54.656	39.011	12	1:51.221	8.342	18	1:51.006	0.153	77	1:51.827	22.165			
78	1:54.090	39.104	29	1:51.335	8.703	54	1:50.926	0.204	4	1:51.326	22.380			
Lap 10			37	1:52.986	15.937	74	1:50.926	0.204	24	1:52.905	35.048			
			27	1:52.346	18.936	95	1:51.207	0.531	86	1:53.024	35.260			
			7	1:52.403	19.550				62	1:52.849	35.361			
									36	1:52.865	35.460			




Hawkers ETC FIM CEV REPSOL CIRCUITO DE JEREZ - ANGEL NIETO

Race 2

Analysis

■ Personal Best ■ Session Best B Crossing the finish line in pit lane

Lap	Time	Sector 1	Sector 2	Sector 3	Sector 4	Elapsed	Lap	Time	Sector 1	Sector 2	Sector 3	Sector 4	Elapsed
4	MILAN PAWELEC					POL	1	2:01.043	36.148	17.072	33.146	34.677	2:01.043
	WÓJCIK RACING JUNIOR TEAM					HONDA	2	1:51.197	27.376	16.918	32.417	34.486	3:52.240
							3	1:51.246	27.583	17.159	32.280	34.224	5:43.486
							4	1:51.064	26.978	16.843	32.878	34.365	7:34.550
							5	1:51.024	27.209	16.842	32.481	34.492	9:25.574
							6	1:50.855	27.075	16.855	32.197	34.728	11:16.429
							7	1:51.001	27.085	16.928	32.380	34.608	13:07.430
							8	1:51.204	27.188	16.957	32.449	34.610	14:58.634
							9	1:51.347	27.271	16.907	32.564	34.605	16:49.981
							10	1:51.726	27.325	16.878	32.893	34.630	18:41.707
							11	1:51.221	27.160	16.998	32.449	34.614	20:32.928
							12	1:51.184	27.310	16.849	32.460	34.565	22:24.112
							13	1:51.103	27.295	16.876	32.391	34.541	24:15.215
							14	1:51.788	27.416	17.092	32.667	34.613	26:07.003
							15	1:51.294	27.213	17.067	32.579	34.435	27:58.297
7	FILIPPO FARIOLI					ITA	1	2:00.105	35.719	16.946	32.582	34.858	2:00.105
	TEAM HONDA LAGLISSE					HONDA	2	1:51.724	27.251	17.020	32.594	34.859	3:51.829
							3	1:52.517	27.694	17.387	32.421	35.015	5:44.346
							4	1:51.990	27.498	17.116	32.430	34.946	7:36.336
							5	1:51.704	27.350	16.950	32.579	34.825	9:28.040
							6	1:52.275	27.385	17.229	32.870	34.791	11:20.315
							7	1:53.049	27.297	17.200	33.160	35.392	13:13.364
							8	1:52.832	27.366	17.540	32.713	35.213	15:06.196
							9	1:52.767	27.273	17.355	32.916	35.223	16:58.963
							10	1:52.770	27.452	17.302	32.855	35.161	18:51.733
							11	1:52.403	27.272	17.072	33.246	34.813	20:44.136
							12	1:51.613	27.121	16.983	32.460	35.049	22:35.749
							13	1:51.534	27.262	17.035	32.438	34.799	24:27.283
							14	1:51.756	27.148	17.114	32.540	34.954	26:19.039
							15	1:52.045	27.376	16.993	32.503	35.173	28:11.084
10	ADRIÁN CRUCES					SPA	1	2:05.183	38.101	17.363	33.536	36.183	2:05.183
	CUNA DE CAMPEONES					HONDA	2	1:56.059	28.636	17.470	34.042	35.911	4:01.242
							3	1:54.283	28.108	17.463	33.125	35.587	5:55.525
							4	1:54.528	27.845	17.374	33.267	36.042	7:50.053
							5	1:54.241	27.914	17.425	33.279	35.623	9:44.294
							6	1:54.053	27.996	17.379	33.274	35.404	11:38.347
							7	1:54.475	27.869	17.513	33.424	35.669	13:32.822
							8	1:54.305	28.081	17.605	33.220	35.399	15:27.127
							9	1:54.656	27.884	17.535	33.499	35.738	17:21.783
							10	1:55.371	28.234	17.489	33.659	35.989	19:17.154
							11	1:54.628	27.812	17.568	33.343	35.905	21:11.782
							12	1:54.967	27.746	17.853	33.429	35.939	23:06.749
							13	1:54.865	27.993	17.499	33.637	35.736	25:01.614
							14	1:55.360	28.036	17.606	33.533	36.185	26:56.974
							15	1:54.649	27.811	17.276	33.597	35.965	28:51.623
13	MARCO TAPIA					SPA	1	1:58.770	34.733	17.112	32.386	34.539	1:58.770
	LEOPARD IMPALA JUNIOR TEAM					HONDA	2	1:50.996	27.045	17.048	32.223	34.680	3:49.766
							3	1:50.774	27.116	16.944	32.063	34.651	5:40.540
							4	1:50.996	27.073	17.016	32.250	34.657	7:31.536
							5	1:51.580	27.199	17.140	32.787	34.454	9:23.116
							6	1:50.499	26.941	16.935	32.257	34.366	11:13.615
							7	1:50.437	26.903	16.820	32.294	34.420	13:04.052
							8	1:50.556	26.885	17.132	32.151	34.388	14:54.608
							9	1:50.634	26.969	16.961	32.148	34.556	16:45.242
							10	1:51.634	27.060	17.124	32.703	34.747	18:36.876
							11	1:51.316	27.085	17.231	32.454	34.546	20:28.192
							12	1:50.982	27.151	17.061	32.400	34.370	22:19.174
							13	1:53.810	27.426	17.269	32.927	36.188	24:12.984
							14	1:51.349	27.172	17.211	32.543	34.423	26:04.333
							15	1:51.050	27.159	17.090	32.185	34.616	27:55.383
17	TORIN COLLINS					CAN	1	2:05.183	38.101	17.363	33.536	36.183	2:05.183
	REALE AVINTIA MTA JUNIOR TEAM					HONDA	2	1:56.059	28.636	17.470	34.042	35.911	4:01.242
							3	1:54.283	28.108	17.463	33.125	35.587	5:55.525
							4	1:54.528	27.845	17.374	33.267	36.042	7:50.053
							5	1:54.241	27.914	17.425	33.279	35.623	9:44.294
							6	1:54.053	27.996	17.379	33.274	35.404	11:38.347
							7	1:54.475	27.869	17.513	33.424	35.669	13:32.822
							8	1:54.305	28.081	17.605	33.220	35.399	15:27.127
							9	1:54.656	27.884	17.535	33.499	35.738	17:21.783
							10	1:55.371	28.234	17.489	33.659	35.989	19:17.154
							11	1:54.628	27.812	17.568	33.343	35.905	21:11.782
							12	1:54.967	27.746	17.853	33.429	35.939	23:06.749
							13	1:54.865	27.993	17.499	33.637	35.736	25:01.614
							14	1:55.360	28.036	17.606	33.533	36.185	26:56.974
							15	1:54.649	27.811	17.276	33.597	35.965	28:51.623
18	ÁNGEL PIQUERAS					SPA	1	1:57.882	33.499	16.919	32.872	34.592	1:57.882
	TALENT TEAM ESTRELLA GALICIA 0,0					HONDA	2	1:50.987	27.360	17.073	32.358	34.196	3:48.869
							3	1:50.362	26.935	16.725	32.320	34.382	5:39.231



Hawkers ETC FIM CEV REPSOL CIRCUITO DE JEREZ - ANGEL NIETO

Race 2

Analysis

■ Personal Best ■ Session Best B Crossing the finish line in pit lane

Lap	Time	Sector 1	Sector 2	Sector 3	Sector 4	Elapsed	Lap	Time	Sector 1	Sector 2	Sector 3	Sector 4	Elapsed
4	1:51.068	27.212	16.789	32.680	34.387	7:30.299	7	1:51.169	27.311	16.776	32.393	34.689	13:06.785
5	1:51.160	27.277	16.975	32.625	34.283	9:21.459	8	1:51.367	27.094	16.966	32.647	34.660	14:58.152
6	1:50.819	27.419	16.634	32.404	34.362	11:12.278	9	1:51.801	27.211	16.970	32.729	34.891	16:49.953
7	1:50.572	27.193	16.767	32.421	34.191	13:02.850	10	1:52.001	27.454	16.926	32.873	34.748	18:41.954
8	1:50.079	26.772	16.834	32.351	34.122	14:52.929	11	1:51.335	27.378	16.923	32.416	34.618	20:33.289
9	1:50.333	26.908	16.844	32.264	34.317	16:43.262	12	1:51.936	27.532	17.153	32.180	35.071	22:25.225
10	1:50.602	27.087	16.786	32.462	34.267	18:33.864	13	1:52.304	27.567	17.031	32.575	35.131	24:17.529
11	1:50.918	27.075	17.055	32.481	34.307	20:24.782	14	1:52.688	27.589	17.230	32.695	35.174	26:10.217
12	1:50.637	26.914	16.879	32.334	34.510	22:15.419	15	1:54.112	27.800	17.455	33.233	35.624	28:04.329
13	1:51.006	27.065	17.058	32.537	34.346	24:06.425							
14	1:50.851	26.993	17.084	32.528	34.246	25:57.276							
15	1:51.089	27.167	16.928	32.613	34.381	27:48.365							

24

GUILLEM PLANQUES

FRA

LARRESPORT CARRÉ D'OR

HONDA

1	2:02.883	37.188	17.062	33.572	35.061	2:02.883
2	1:53.483	28.127	17.173	33.271	34.912	3:56.366
3	1:53.662	27.837	17.119	33.218	35.488	5:50.028
4	1:53.393	27.706	17.092	33.474	35.121	7:43.421
5	1:52.490	27.618	17.204	32.834	34.834	9:35.911
6	1:52.443	27.508	17.077	32.904	34.954	11:28.354
7	1:52.735	27.479	17.214	33.011	35.031	13:21.089
8	1:52.877	27.638	17.213	32.911	35.115	15:13.966
9	1:52.506	27.532	17.195	32.938	34.841	17:06.472
10	1:53.080	27.538	17.216	33.379	34.947	18:59.552
11	1:52.963	27.483	17.083	33.196	35.201	20:52.515
12	1:53.113	27.611	17.017	33.432	35.053	22:45.628
13	1:53.573	27.892	16.987	33.587	35.107	24:39.201
14	1:52.905	27.496	17.182	32.954	35.273	26:32.106
15	1:53.088	27.583	17.188	33.131	35.186	28:25.194

27

ROMEO SANDOVAL

SPA

HAWKERS FINETWORK ARO TEAM

HONDA

1	2:01.539	36.588	17.089	33.120	34.742	2:01.539
2	1:51.698	27.489	17.023	32.631	34.555	3:53.237
3	1:51.572	27.390	16.961	32.783	34.438	5:44.809
4	1:51.718	27.338	16.986	32.572	34.822	7:36.527
5	1:51.467	27.402	17.073	32.590	34.402	9:27.994
6	1:52.346	27.631	17.002	33.110	34.603	11:20.340
7	1:53.019	27.584	17.062	33.053	35.320	13:13.359
8	1:52.965	28.141	17.265	32.992	34.567	15:06.324
9	1:52.534	27.497	17.133	33.086	34.818	16:58.858
10	1:52.318	27.471	17.175	32.947	34.725	18:51.176
11	1:52.346	27.590	17.195	32.856	34.705	20:43.522
12	1:51.682	27.432	17.114	32.548	34.588	22:35.204
13	1:51.708	27.516	17.104	32.492	34.596	24:26.912
14	1:51.954	27.342	17.144	32.797	34.671	26:18.866
15	1:52.135	27.362	16.952	32.821	35.000	28:11.001

29

HARRISON VOIGHT

AUS

SIC 58 SQUADRACORSE

HONDA

1	1:59.648	34.966	16.990	32.827	34.865	1:59.648
2	1:51.095	27.283	16.897	32.455	34.460	3:50.743
3	1:51.453	27.339	16.897	32.267	34.950	5:42.196
4	1:51.143	27.146	16.951	32.519	34.527	7:33.339
5	1:51.234	27.339	16.953	32.423	34.519	9:24.573
6	1:51.043	27.076	16.913	32.166	34.888	11:15.616

30

COLLIN VEIJER

NED

APEX - CARDOSO RACING

HONDA

1	2:00.831	36.024	17.133	33.073	34.601	2:00.831
2	1:51.659	27.504	16.965	32.538	34.652	3:52.490
3	1:51.803	27.610	16.963	32.485	34.745	5:44.293
4	1:52.096	27.600	17.438	32.236	34.822	7:36.389
5	1:50.444	27.053	16.992	32.064	34.335	9:26.833
6	1:50.589	26.994	16.923	32.201	34.471	11:17.422
7	1:50.440	26.978	16.855	32.141	34.466	13:07.862
8	1:50.778	26.961	16.941	32.338	34.538	14:58.640
9	1:51.172	27.335	16.908	32.289	34.640	16:49.812
10	1:51.355	27.144	17.157	32.647	34.407	18:41.167
11	1:50.548	27.014	17.138	32.108	34.288	20:31.715
12	1:50.876	27.239	17.015	32.228	34.394	22:22.591
13	1:50.798	27.179	16.852	32.506	34.261	24:13.389
14	1:51.087	27.143	16.925	32.552	34.467	26:04.476
15	1:51.038	27.083	17.035	32.292	34.628	27:55.514

31

ROBERTO GARCIA

SPA

MRE TALENT

HONDA

1	2:00.096	35.653	16.973	32.753	34.717	2:00.096
2	1:50.667	27.160	17.095	32.156	34.256	3:50.763
3	1:51.111	27.093	17.172	32.318	34.528	5:41.874
4	1:51.271	27.249	17.228	32.349	34.445	7:33.145
5	1:50.943	27.121	17.123	32.223	34.476	9:24.088
6	1:50.935	27.079	17.081	32.353	34.422	11:15.023
7	1:51.262	27.048	17.175	32.387	34.652	13:06.285
8	1:51.671	27.178	17.286	32.380	34.827	14:57.956
9	1:51.431	27.134	17.205	32.647	34.445	16:49.387
10	1:51.977	27.523	17.109	32.815	34.530	18:41.364
11	1:51.056	27.320	16.890	32.515	34.331	20:32.420
12	1:51.788	27.250	17.090	32.872	34.576	22:24.208
13	1:50.998	27.087	16.953	32.589	34.369	24:15.206
14	1:51.467	27.375	17.174	32.433	34.485	26:06.673
15	1:51.541	27.203	17.319	32.453	34.566	27:58.214

36


SHARUL EZWAN SHARIL

MAL

LIQUI MOLY INTACT SIC JUNIOR TEA

HONDA

1	2:02.760	37.572	17.089	33.019	35.080	2:02.760
2	1:52.802	27.621	17.116	32.884	35.181	3:55.562
3	1:52.789	27.779	17.227	32.902	34.881	5:48.351
4	1:52.663	27.502	17.181	32.852	35.128	7:41.014
5	1:52.273	27.531	17.224	32.671	34.847	9:33.287
6	1:52.579	27.601	17.124	32.820	35.034	11:25.866
7	1:52.448	27.352	17.292	32.896	34.908	13:18.314
8	1:52.908	27.655	17.160	32.729	35.364	15:11.222
9	1:53.520	27.477	17.442	33.077	35.524	17:04.742




Hawkers ETC FIM CEV REPSOL CIRCUITO DE JEREZ - ANGEL NIETO

Race 2

Analysis

■ Personal Best ■ Session Best ■ Crossing the finish line in pit lane

Lap	Time	Sector 1	Sector 2	Sector 3	Sector 4	Elapsed	Lap	Time	Sector 1	Sector 2	Sector 3	Sector 4	Elapsed
10	1:53.786	27.635	17.567	33.532	35.052	18:58.528	13	1:53.491	27.646	17.383	33.133	35.329	24:43.584
11	1:53.802	27.631	17.708	33.132	35.331	20:52.330	14	1:53.488	27.673	17.358	33.091	35.366	26:37.072
12	1:53.108	27.572	17.266	33.164	35.106	22:45.438	15	1:54.971	27.860	17.621	33.663	35.827	28:32.043
13	1:54.215	27.678	17.350	33.360	35.827	24:39.653	44 HUGO MILLÁN SPA						
14	1:52.865	27.564	17.072	32.865	35.364	26:32.518	CUNA DE CAMPEONES HONDA						
15	1:53.059	27.515	17.472	32.976	35.096	28:25.577	1	1:59.491	35.516	16.979	32.369	34.627	1:59.491
37 CASEY O'GORMAN IRL							2	1:50.746	27.133	16.811	32.285	34.517	3:50.237
MICROLISE CRESSWELL RACING HONDA							3	1:50.260	27.069	16.733	32.035	34.423	5:40.497
1	2:00.373	35.818	17.172	32.884	34.499	2:00.373	4	1:50.481	27.014	16.977	32.143	34.347	7:30.978
2	1:51.797	27.855	16.859	32.457	34.626	3:52.170	5	1:50.920	27.035	16.795	32.660	34.430	9:21.898
3	1:51.941	27.577	17.265	32.395	34.704	5:44.111	6	1:50.749	27.302	16.791	32.305	34.351	11:12.647
4	1:51.125	27.267	16.979	32.350	34.529	7:35.236	7	1:51.089	27.422	16.887	32.338	34.442	13:03.736
5	1:51.670	27.225	16.972	32.907	34.566	9:26.906	8	1:51.117	27.135	17.222	32.291	34.469	14:54.853
6	1:51.229	27.162	16.812	32.712	34.543	11:18.135	9	1:54.105	27.624	16.974	32.431	37.076	16:48.958
7	1:51.485	27.118	16.903	32.651	34.813	13:09.620	10	1:52.184	27.770	17.112	32.591	34.711	18:41.142
8	1:52.229	27.237	17.180	32.770	35.042	15:01.849	11	1:51.108	27.442	16.932	32.348	34.386	20:32.250
9	1:52.465	27.519	17.199	32.755	34.992	16:54.314	12	1:51.672	27.364	17.180	32.381	34.747	22:23.922
10	1:53.223	27.381	17.366	33.255	35.221	18:47.537	13	1:51.795	27.213	17.091	32.699	34.792	24:15.717
11	1:52.986	27.496	17.299	32.918	35.273	20:40.523	14	1:51.588	27.386	17.078	32.454	34.670	26:07.305
12	1:52.995	27.689	17.240	32.839	35.227	22:33.518	15	1:51.801	27.361	17.153	32.520	34.767	27:59.106
13	1:52.803	27.515	17.233	32.877	35.178	24:26.321	47 LÉANDRO QUINTANS SANS FRA						
14	1:51.872	27.310	17.092	32.535	34.935	26:18.193	MHP RACING - TECH SOLUTIONS HONDA						
15	1:52.912	27.752	17.120	33.013	35.027	28:11.105	1	2:05.963	39.050	17.097	34.097	35.719	2:05.963
38 JUAN RODRÍGUEZ SPA							2	1:55.116	28.276	17.221	34.253	35.366	4:01.079
CUNA CAMPEONES HONDA							3	1:53.516	28.150	17.243	33.085	35.038	5:54.595
1	1:59.182	34.336	16.813	32.692	35.341	1:59.182	4	1:54.845	27.946	17.187	34.138	35.574	7:49.440
2	1:50.767	27.192	16.799	32.390	34.386	3:49.949	5	1:54.310	27.939	17.197	33.628	35.546	9:43.750
3	1:50.598	27.153	16.858	32.326	34.261	5:40.547	6	1:53.541	27.929	17.015	33.346	35.251	11:37.291
4	1:50.852	27.278	16.932	32.217	34.425	7:31.399	7	1:53.806	27.800	17.242	33.418	35.346	13:31.097
5	1:51.434	27.534	16.920	32.618	34.362	9:22.833	8	1:53.765	28.117	17.216	33.277	35.155	15:24.862
6	1:50.533	27.058	16.933	32.262	34.280	11:13.366	9	1:54.558	28.161	17.316	33.508	35.573	17:19.420
7	1:50.992	27.085	17.011	32.451	34.445	13:04.358	10	1:54.698	28.041	17.394	33.622	35.641	19:14.118
8	1:50.816	27.248	16.829	32.431	34.308	14:55.174	11	1:54.752	28.294	17.364	33.650	35.444	21:08.870
9	1:50.523	27.024	16.809	32.300	34.390	16:45.697	12	1:54.184	28.153	17.100	33.409	35.522	23:03.054
10	1:51.884	27.193	17.083	32.576	35.032	18:37.581	48 IVÁN ORTOLÁ SPA						
11	1:51.436	27.180	17.126	32.440	34.690	20:29.017	OPENBANK ASPAR TEAM HONDA						
12	1:50.800	27.094	17.047	32.215	34.444	22:19.817	1	1:57.820	34.080	16.865	32.563	34.312	1:57.820
13	1:51.963	27.109	17.078	33.099	34.677	24:11.780	2	1:50.940	27.519	16.918	32.312	34.191	3:48.760
14	1:51.200	27.088	16.882	32.699	34.531	26:02.980	3	1:50.274	26.848	16.719	32.377	34.330	5:39.034
15	1:51.428	27.219	17.002	32.699	34.508	27:54.408	4	1:51.155	26.990	16.837	32.837	34.491	7:30.189
39 BARTHOLOMÉ PERRIN FRA							5	1:50.838	27.245	16.951	32.329	34.313	9:21.027
EQUIPE DE FRANCE FILIERE GP HONDA							6	1:50.985	27.021	16.979	32.328	34.657	11:12.012
1	2:02.584	36.999	17.231	33.177	35.177	2:02.584	7	1:52.376	28.286	16.935	32.547	34.608	13:04.388
2	1:53.431	27.658	17.173	33.324	35.276	3:56.015	8	1:50.620	27.057	16.958	32.318	34.287	14:55.008
3	1:53.105	27.634	17.438	33.072	34.961	5:49.120	9	1:50.447	26.925	16.891	32.324	34.307	16:45.455
4	1:53.059	27.592	17.294	33.033	35.140	7:42.179	10	1:51.356	26.982	17.076	32.836	34.462	18:36.811
5	1:53.250	27.527	17.348	33.265	35.110	9:35.429	11	1:51.326	27.109	17.188	32.619	34.410	20:28.137
6	1:53.255	27.670	17.346	33.066	35.173	11:28.684	12	1:51.118	27.073	17.117	32.562	34.366	22:19.255
7	1:53.049	27.518	17.392	33.158	34.981	13:21.733	13	1:51.956	27.420	17.205	32.702	34.629	24:11.211
8	1:53.114	27.544	17.342	33.238	34.990	15:14.847	14	1:51.324	27.168	17.147	32.765	34.244	26:02.535
9	1:53.433	27.513	17.445	33.253	35.222	17:08.280	15	1:51.771	27.369	17.257	32.570	34.575	27:54.306
10	1:54.365	27.808	17.662	33.594	35.301	19:02.645	49 JULIO GARCÍA SPA						
11	1:53.739	27.728	17.495	33.330	35.186	20:56.384	JEREZ ANDALUCIA MOTOR TALENT HONDA						
12	1:53.709	27.550	17.506	33.222	35.431	22:50.093							



Hawkers ETC

FIM CEV REPSOL CIRCUITO DE JEREZ - ANGEL NIETO

Race 2

Analysis

■ Personal Best ■ Session Best B Crossing the finish line in pit lane

Lap	Time	Sector 1	Sector 2	Sector 3	Sector 4	Elapsed	Lap	Time	Sector 1	Sector 2	Sector 3	Sector 4	Elapsed
1	2:00.465	36.098	16.976	33.049	34.342	2:00.465	4	1:54.365	27.851	17.478	33.491	35.545	7:48.562
2	1:51.452	27.100	16.984	32.694	34.674	3:51.917	5	1:54.484	27.872	17.531	33.437	35.644	9:43.046
3	1:52.651	27.631	18.130	32.459	34.431	5:44.568	6	1:54.261	27.975	17.395	33.346	35.545	11:37.307
4	1:51.223	27.430	16.997	32.257	34.539	7:35.791	7	1:54.332	28.183	17.376	33.231	35.542	13:31.639
5	1:50.786	27.054	17.071	32.261	34.400	9:26.577	8	1:53.520	27.794	17.407	33.139	35.180	15:25.159
6	1:50.582	27.029	17.060	32.173	34.320	11:17.159	9	1:54.501	27.755	17.473	33.561	35.712	17:19.660
7	1:50.434	26.892	17.027	32.211	34.304	13:07.593	10	1:54.718	28.011	17.433	33.442	35.832	19:14.378
8	1:51.194	27.087	16.935	32.594	34.578	14:58.787	11	1:54.040	27.872	17.378	33.227	35.563	21:08.418
9	1:51.470	27.337	16.882	32.478	34.773	16:50.257	12	1:54.377	27.882	17.355	33.220	35.920	23:02.795
10	1:51.680	27.388	16.924	32.731	34.637	18:41.937	13	1:54.377	27.787	17.459	33.480	35.651	24:57.172
11	1:50.828	27.082	16.995	32.361	34.390	20:32.765	14	1:54.443	28.049	17.465	33.291	35.638	26:51.615
12	1:51.015	27.059	17.024	32.429	34.503	22:23.780	15	1:55.463	27.908	17.395	34.300	35.860	28:47.078
13	1:49.982	26.932	16.958	32.032	34.060	24:13.762							
14	1:50.817	27.189	16.913	32.523	34.192	26:04.579							
15	1:50.982	27.277	17.002	32.520	34.183	27:55.561							

54 ALBERTO FERRÁNDEZ SPA
CUNA DE CAMPEONES HONDA

1	1:58.632	34.397	17.000	32.532	34.703	1:58.632
2	1:50.434	27.001	16.813	32.347	34.273	3:49.066
3	1:50.021	26.824	16.699	32.357	34.141	5:39.087
4	1:51.101	27.030	16.786	32.873	34.412	7:30.188
5	1:51.115	27.302	16.939	32.648	34.226	9:21.303
6	1:50.878	27.394	16.702	32.410	34.372	11:12.181
7	1:50.572	27.033	16.793	32.511	34.235	13:02.753
8	1:49.997	27.006	16.742	32.186	34.063	14:52.750
9	1:50.440	26.852	16.858	32.220	34.510	16:43.190
10	1:50.582	26.905	16.963	32.397	34.317	18:33.772
11	1:51.082	27.050	17.179	32.572	34.281	20:24.854
12	1:50.696	26.893	16.888	32.355	34.560	22:15.550
13	1:50.926	27.008	17.040	32.552	34.326	24:06.476
14	1:50.736	26.989	16.972	32.485	34.290	25:57.212
15	1:51.112	27.080	16.906	32.625	34.501	27:48.324

55 NOAH DETTWILER SWI
REALE AVINTIA MTA JUNIOR TEAM HONDA

1	2:00.570	35.663	17.258	33.078	34.571	2:00.570
2	1:51.426	27.467	16.935	32.467	34.557	3:51.996
3	1:51.409	27.647	17.194	32.274	34.294	5:43.405
4	1:51.015	26.957	16.885	32.779	34.394	7:34.420
5	1:50.747	27.007	16.942	32.470	34.328	9:25.167
6	1:50.436	26.991	16.924	32.245	34.276	11:15.603
7	1:50.936	27.011	16.986	32.249	34.690	13:06.539
8	1:51.333	26.999	17.197	32.533	34.604	14:57.872
9	1:51.382	27.110	17.179	32.688	34.405	16:49.254
10	1:51.965	27.576	17.046	32.769	34.574	18:41.219
11	1:51.047	27.219	17.033	32.313	34.482	20:32.266
12	1:50.815	27.197	16.955	32.317	34.346	22:23.081
13	1:50.645	26.934	16.921	32.459	34.331	24:13.726
14	1:50.804	27.099	16.874	32.584	34.247	26:04.530
15	1:50.919	27.198	17.074	32.443	34.204	27:55.449

58 MATEUSZ PASIUK POL
WÓJCIK RACING JUNIOR TEAM HONDA

1	2:05.337	38.776	17.238	33.460	35.863	2:05.337
2	1:54.816	28.199	17.541	33.731	35.345	4:00.153
3	1:54.044	27.732	17.425	33.250	35.637	5:54.197

62 BLAI TRIAS SPA
ART BOX HONDA


1	2:03.306	37.046	17.255	33.661	35.344	2:03.306
2	1:52.724	27.837	17.151	32.694	35.042	3:56.030
3	1:52.382	27.712	17.343	32.664	34.663	5:48.412
4	1:52.403	27.516	17.197	32.912	34.778	7:40.815
5	1:52.376	27.580	17.353	32.887	34.556	9:33.191
6	1:53.308	27.404	17.312	33.094	35.498	11:26.499
7	1:52.574	27.563	17.230	32.947	34.834	13:19.073
8	1:52.275	27.530	17.258	32.782	34.705	15:11.348
9	1:53.515	27.701	17.175	33.289	35.350	17:04.863
10	1:53.585	27.749	17.364	33.678	34.794	18:58.448
11	1:53.691	27.623	17.673	33.030	35.365	20:52.139
12	1:53.129	27.624	17.258	32.962	35.285	22:45.268
13	1:54.302	27.724	17.335	33.937	35.306	24:39.570
14	1:52.849	27.487	17.121	33.126	35.115	26:32.419
15	1:52.891	27.356	17.309	33.051	35.175	28:25.310

69 MARCOS RUDA SPA
TEAM HONDA LAGLISSE HONDA

1	1:57.584	33.500	17.004	32.609	34.471	1:57.584
2	1:50.758	27.206	16.891	32.239	34.422	3:48.342
3	1:50.587	26.964	16.742	32.521	34.360	5:38.929
4	1:51.263	26.955	16.836	32.689	34.783	7:30.192
5	1:51.481	27.586	16.793	32.711	34.391	9:21.673
6	1:50.830	27.278	16.654	32.542	34.356	11:12.503
7	1:50.576	27.249	16.858	32.318	34.151	13:03.079
8	1:50.816	27.167	16.906	32.527	34.216	14:53.895
9	1:50.849	27.069	17.002	32.378	34.400	16:44.744
10	1:52.314	27.271	17.250	33.045	34.748	18:37.058
11	1:50.904	27.046	16.964	32.418	34.476	20:27.962
12	1:51.113	27.137	17.123	32.406	34.447	22:19.075
13	1:52.423	27.620	17.148	33.140	34.515	24:11.498
14	1:50.971	26.966	16.985	32.622	34.398	26:02.469
15	1:51.998	27.464	17.208	32.835	34.491	27:54.467

70 TYLER JACOB SCOTT USA
TALENT TEAM ESTRELLA GALICIA 0,0 HONDA

1	2:04.817	38.269	17.346	33.643	35.559	2:04.817
2	1:53.347	27.922	17.369	33.075	34.981	3:58.164
3	1:53.322	27.730	17.416	33.080	35.096	5:51.486
4	1:53.792	27.666	17.374	33.283	35.469	7:45.278
5	1:53.832	27.876	17.511	33.242	35.203	9:39.110
6	1:53.769	27.794	17.385	33.186	35.404	11:32.879



Hawkers ETC

FIM CEV REPSOL CIRCUITO DE JEREZ - ANGEL NIETO

Race 2

Analysis

■ Personal Best ■ Session Best B Crossing the finish line in pit lane

Lap	Time	Sector 1	Sector 2	Sector 3	Sector 4	Elapsed	Lap	Time	Sector 1	Sector 2	Sector 3	Sector 4	Elapsed
7	1:53.831	27.699	17.532	33.380	35.220	13:26.710	10	1:52.277	27.427	17.171	32.788	34.891	18:52.903
8	1:52.942	27.602	17.416	33.056	34.868	15:19.652	11	1:51.450	27.382	17.130	32.518	34.420	20:44.353
9	1:52.857	27.541	17.231	32.972	35.113	17:12.509	12	1:51.437	27.252	16.997	32.390	34.798	22:35.790
10	1:53.000	27.560	17.409	32.973	35.058	19:05.509	13	1:51.606	27.377	17.004	32.582	34.643	24:27.396
11	1:52.621	27.458	17.268	33.020	34.875	20:58.130	14	1:51.827	27.379	17.047	32.579	34.822	26:19.223
12	1:52.314	27.487	17.209	32.720	34.898	22:50.444	15	1:52.234	27.431	16.978	32.611	35.214	28:11.457
13	1:53.364	27.358	17.295	33.427	35.284	24:43.808							
14	2:17.543	27.491	17.276	32.948	59.828	27:01.351							
15	1:58.079	29.419	17.759	34.529	36.372	28:59.430							

72 ÓSCAR ALMONACIL SPA						
H43TEAM NOBBY TALASUR-BLUMAQ HONDA						
1	2:03.502	37.329	17.290	33.611	35.272	2:03.502
2	1:53.327	27.706	17.424	33.027	35.170	3:56.829
3	1:53.070	27.650	17.356	32.950	35.114	5:49.899
4	1:53.600	27.542	17.389	33.308	35.361	7:43.499
5	1:53.356	27.658	17.464	33.008	35.226	9:36.855
6	1:53.762	27.794	17.444	33.258	35.266	11:30.617
7	1:54.171	27.642	17.636	33.429	35.464	13:24.788
8	1:53.684	27.601	17.481	33.208	35.394	15:18.472
9	1:54.396	27.685	17.483	33.555	35.673	17:12.868
10	1:53.564	27.599	17.479	33.299	35.187	19:06.432
11	1:54.050	27.711	17.626	33.189	35.524	21:00.482
12	1:53.693	27.738	17.466	33.068	35.421	22:54.175
13	1:53.817	27.644	17.564	33.198	35.411	24:47.992
14	1:53.983	27.701	17.455	33.339	35.488	26:41.975
15	1:54.581	27.798	17.554	33.504	35.725	28:36.556

74 DAIJIRO SAKO JPN						
CUNA DE CAMPEONES HONDA						
1	2:00.356	35.928	16.932	32.634	34.862	2:00.356
2	1:51.522	27.385	16.930	32.461	34.746	3:51.878
3	1:50.938	27.415	17.016	32.212	34.295	5:42.816
4	1:50.852	27.164	16.897	32.170	34.621	7:33.668
5	1:50.995	27.168	16.812	32.170	34.845	9:24.663
6	1:50.935	27.118	16.830	32.237	34.750	11:15.598
7	1:51.100	27.106	16.942	32.315	34.737	13:06.698
8	1:51.328	27.018	17.060	32.574	34.676	14:58.026
9	1:51.092	27.130	17.084	32.403	34.475	16:49.118
10	1:51.542	27.442	17.101	32.440	34.559	18:40.660
11	1:51.025	27.198	17.123	32.288	34.416	20:31.685
12	1:50.786	27.120	17.044	32.182	34.440	22:22.471
13	1:50.889	27.153	17.023	32.360	34.353	24:13.360
14	1:50.600	26.975	17.063	32.245	34.317	26:03.960
15	1:50.848	27.098	16.928	32.455	34.367	27:54.808


77 MATTIA VOLPI ITA						
SIC58 SQUADRA CORSE HONDA						
1	2:01.549	36.311	16.908	33.346	34.984	2:01.549
2	1:52.109	27.688	17.151	32.536	34.734	3:53.658
3	1:52.010	27.465	17.027	32.797	34.721	5:45.668
4	1:51.674	27.304	17.056	32.569	34.745	7:37.342
5	1:53.029	27.445	17.378	32.769	35.437	9:30.371
6	1:52.725	27.642	17.387	32.776	34.920	11:23.096
7	1:52.674	27.515	17.342	32.837	34.980	13:15.770
8	1:52.220	27.394	17.310	32.770	34.746	15:07.990
9	1:52.636	27.312	17.277	33.245	34.802	17:00.626

78 DAMIAN JIGALOV USA						
LIQUI MOLY INTACT SIC JUNIOR TEA HONDA						
1	2:05.274	38.033	17.308	33.622	36.311	2:05.274
2	1:54.594	28.188	17.590	33.456	35.360	3:59.868
3	1:54.327	27.902	17.551	33.377	35.497	5:54.195
4	1:54.789	28.013	17.390	33.825	35.561	7:48.984
5	1:54.537	27.919	17.603	33.525	35.490	9:43.521
6	1:54.184	27.825	17.332	33.637	35.390	11:37.705
7	1:54.779	28.059	17.677	33.639	35.404	13:32.484
8	1:55.302	28.436	17.714	33.699	35.453	15:27.786
9	1:54.090	27.958	17.430	33.316	35.386	17:21.876
10	1:54.989	28.076	17.476	33.652	35.785	19:16.865
11	1:54.499	28.015	17.643	33.272	35.569	21:11.364
12	1:55.258	28.058	17.833	33.470	35.897	23:06.622
13	1:54.965	28.046	17.492	33.817	35.610	25:01.587
14	1:55.011	27.983	17.674	33.464	35.890	26:56.598
15	1:54.954	27.827	17.538	33.592	35.997	28:51.552

80 DAVID ALONSO COL						
OPENBANK ASPAR TEAM HONDA						
1	1:57.811	33.912	16.814	32.666	34.419	1:57.811
2	1:50.750	27.406	16.954	32.277	34.113	3:48.561
3	1:50.263	26.947	16.653	32.330	34.333	5:38.824
4	1:50.901	26.911	16.884	32.471	34.635	7:29.725
5	1:51.280	27.297	17.158	32.376	34.449	9:21.005
6	1:51.054	27.636	16.588	32.481	34.349	11:12.059
7	1:50.412	26.971	16.783	32.490	34.168	13:02.471
8	1:50.094	26.898	16.843	32.232	34.121	14:52.565
9	1:50.563	26.857	16.992	32.415	34.299	16:43.128
10	1:50.525	26.912	16.888	32.328	34.397	18:33.653
11	1:51.015	27.064	17.195	32.438	34.318	20:24.668
12	1:50.694	26.932	16.892	32.314	34.556	22:15.362
13	1:50.983	27.061	17.098	32.454	34.370	24:06.345
14	1:50.822	27.016	17.020	32.448	34.338	25:57.167
15	1:51.010	27.224	16.769	32.363	34.654	27:48.177

83 ALVARO CARPE SPA						
HAWKERS FINETWORK ARO TEAM HONDA						
1	1:58.850	33.980	16.820	33.012	35.038	1:58.850
2	1:50.876	27.322	16.817	32.366	34.371	3:49.726
3	1:49.822	26.920	16.791	32.068	34.043	5:39.548
4	1:50.826	27.219	16.663	32.627	34.317	7:30.374
5	1:51.498	27.347	16.885	32.966	34.300	9:21.872
6	1:50.436	27.180	16.637	32.313	34.306	11:12.308
7	1:50.955	27.587	16.826	32.370	34.172	13:03.263
8	1:50.773	27.155	16.764	32.734	34.120	14:54.036
9	1:50.729	27.126	16.988	32.333	34.282	16:44.765

84 ZONTA VAN DEN GOORBERGH NED						
SUPERB HONDA						



Hawkers ETC

FIM CEV REPSOL CIRCUITO DE JEREZ - ANGEL NIETO

Race 2

Analysis

■ Personal Best ■ Session Best B Crossing the finish line in pit lane

Lap	Time	Sector 1	Sector 2	Sector 3	Sector 4	Elapsed	Lap	Time	Sector 1	Sector 2	Sector 3	Sector 4	Elapsed
1	1:57.243	33.304	17.014	32.499	34.426	1:57.243							
2	1:50.724	27.073	17.015	32.345	34.291	3:47.967							
3	1:50.564	27.021	16.948	32.270	34.325	5:38.531							
4	1:51.208	27.027	17.037	32.592	34.552	7:29.739							
5	1:51.220	27.401	17.024	32.105	34.690	9:20.959							
6	1:50.739	26.982	16.996	32.302	34.459	11:11.698							
7	1:50.619	26.971	17.084	32.413	34.151	13:02.317							
8	1:50.287	26.928	16.921	32.401	34.037	14:52.604							
9	1:50.168	26.944	16.841	32.050	34.333	16:42.772							
10	1:50.908	26.971	17.147	32.449	34.341	18:33.680							
11	1:50.906	27.088	17.116	32.216	34.486	20:24.586							
12	1:50.686	26.906	16.953	32.239	34.588	22:15.272							
13	1:51.000	27.054	17.140	32.361	34.445	24:06.272							
14	1:50.786	26.980	17.062	32.397	34.347	25:57.058							
15	1:51.310	27.008	17.046	32.479	34.777	27:48.368							

86

MARIO MAYOR

SPA

LEOPARD IMPALA JUNIOR TEAM

HONDA

1	2:01.878	36.449	17.251	33.314	34.864	2:01.878							
2	1:52.327	27.569	17.124	32.961	34.673	3:54.205							
3	1:52.582	27.721	17.216	32.851	34.794	5:46.787							
4	1:52.861	27.507	17.214	32.975	35.165	7:39.648							
5	1:53.367	27.625	17.493	33.339	34.910	9:33.015							
6	1:52.330	27.530	17.261	32.859	34.680	11:25.345							
7	1:52.709	27.503	17.393	33.012	34.801	13:18.054							
8	1:53.270	27.587	17.352	33.065	35.266	15:11.324							
9	1:53.516	27.443	17.446	33.204	35.423	17:04.840							
10	1:53.609	27.588	17.538	33.272	35.211	18:58.449							
11	1:53.588	27.768	17.577	33.049	35.194	20:52.037							
12	1:53.278	27.566	17.367	32.974	35.371	22:45.315							
13	1:53.979	27.843	17.230	33.482	35.424	24:39.294							
14	1:53.024	27.498	17.277	32.890	35.359	26:32.318							
15	2:06.199			34.622	35.121	28:38.517							

93

SERGIO BERNAL

SPA

JEREZ ANDALUCIA MOTOR TALENT

HONDA

1	2:05.621	38.519	17.491	33.632	35.979	2:05.621							
2	1:56.860	28.273	17.558	34.846	36.183	4:02.481							
3	1:58.655	28.561	18.080	34.243	37.771	6:01.136							

95

MARCO MORELLI

SPA

TALENT TEAM ESTRELLA GALICIA 0,0

HONDA

1	1:57.577	33.254	17.019	32.744	34.560	1:57.577							
2	1:50.612	27.153	16.921	32.162	34.376	3:48.189							
3	1:50.459	26.999	16.800	32.383	34.277	5:38.648							
4	1:51.257	27.194	16.821	32.671	34.571	7:29.905							
5	1:51.160	27.485	16.967	32.562	34.146	9:21.065							
6	1:50.907	27.395	16.758	32.386	34.368	11:11.972							
7	1:50.222	26.923	16.847	32.217	34.235	13:02.194							
8	1:50.221	26.922	17.019	32.111	34.169	14:52.415							
9	1:50.585	26.920	17.026	32.224	34.415	16:43.000							
10	1:50.785	26.936	16.953	32.254	34.642	18:33.785							
11	1:51.351	27.501	16.781	32.737	34.332	20:25.136							
12	1:50.460	27.019	16.822	32.302	34.317	22:15.596							
13	1:51.207	27.367	16.790	32.548	34.502	24:06.803							
14	1:50.646	27.011	16.738	32.811	34.086	25:57.449							
15	1:50.700	27.135	16.821	32.318	34.426	27:48.149							