

Hawkers ETC

FIM CEV REPSOL CIRCUITO DE JEREZ - ANGEL NIETO

Race 1 ((15 laps, 66.3 km.))

Provisional Classification

Rider	Nat	Team	Bike	Tyres	Cl.	Laps	Total Time	Gap	Kph	Best Lap			
										Lap	Time	Kph	
1	80	DAVID ALONSO	COL	OPENBANK ASPAR TEAM	HONDA	H ETC	15	27:41.336	+0.175	143.8	2	1:49.876	144.9
2	84	ZONTA VAN DEN GOORBERGH	NED	SUPERB	HONDA	H ETC	15	27:41.161	-	143.8	7	1:49.902	144.9
3	29	HARRISON VOIGHT	AUS	SIC 58 SQUADRACORSE	HONDA	H ETC	15	27:42.081	+0.920	143.7	4	1:49.867	144.9
4	48	IVÁN ORTOLÁ	SPA	OPENBANK ASPAR TEAM	HONDA	H ETC	15	27:41.998	+0.837	143.7	2	1:49.921	144.9
5	54	ALBERTO FERRÁNDEZ	SPA	CUNA DE CAMPEONES	HONDA	H ETC	15	27:42.018	+0.857	143.7	5	1:49.860	144.9
6	69	MARCOS RUDA	SPA	TEAM HONDA LAGLISSE	HONDA	H ETC	15	27:42.174	+1.013	143.7	4	1:49.866	144.9
7	18	ÁNGEL PIQUERAS	SPA	TALENT TEAM ESTRELLA GALICIA 0,0	HONDA	H ETC	15	27:43.625	+2.464	143.6	11	1:49.876	144.9
8	38	JUAN RODRÍGUEZ	SPA	CUNA CAMPEONES	HONDA	H ETC	15	27:54.411	+13.250	142.6	3	1:50.137	144.6
9	49	JULIO GARCÍA	SPA	JEREZ ANDALUCIA MOTOR TALENT	HONDA	H ETC	15	27:56.261	+15.100	142.5	6	1:50.532	144.1
10	83	ALVARO CARPE	SPA	HAWKERS FINETWORK ARO TEAM	HONDA	H ETC	15	27:56.319	+15.158	142.5	9	1:50.465	144.1
11	31	ROBERTO GARCIA	SPA	MRE TALENT	HONDA	H ETC	15	27:56.572	+15.411	142.5	9	1:50.279	144.4
12	30	COLLIN VEIJER	NED	APEX - CARDOSO RACING	HONDA	H ETC	15	27:58.144	+16.983	142.3	9	1:50.474	144.1
13	10	ADRIÁN CRUCES	SPA	CUNA DE CAMPEONES	HONDA	H ETC	15	27:58.337	+17.176	142.3	11	1:50.631	143.9
14	27	ROMEO SANDOVAL	SPA	HAWKERS FINETWORK ARO TEAM	HONDA	H ETC	15	27:58.369	+17.208	142.3	9	1:50.775	143.7
15	13	MARCO TAPIA	SPA	LEOPARD IMPALA JUNIOR TEAM	HONDA	H ETC	15	28:01.162	+20.001	142.1	9	1:50.490	144.1
16	44	HUGO MILLÁN	SPA	CUNA DE CAMPEONES	HONDA	H ETC	15	28:06.343	+25.182	141.6	8	1:50.643	143.9
17	7	FILIPPO FARIOLI	ITA	TEAM HONDA LAGLISSE	HONDA	H ETC	15	28:08.367	+27.206	141.5	7	1:51.168	143.2
18	12	JACOB JOHN ROULSTONE	AUS	LEOPARD IMPALA JUNIOR TEAM	HONDA	H ETC	15	28:08.379	+27.218	141.5	10	1:51.236	143.1
19	55	NOAH DETTWILER	SWI	REALE AVINTIA MTA JUNIOR TEAM	HONDA	H ETC	15	28:11.239	+30.078	141.2	11	1:50.923	143.5
20	77	MATTIA VOLPI	ITA	SIC58 SQUADRA CORSE	HONDA	H ETC	15	28:11.585	+30.424	141.2	15	1:51.428	142.9
21	36	SHARUL EZWAN SHARIL	MAL	LIGUI MOLY INTACT SIC JUNIOR TEAM	HONDA	H ETC	15	28:20.955	+39.794	140.4	4	1:51.620	142.7
22	86	MARIO MAYOR	SPA	LEOPARD IMPALA JUNIOR TEAM	HONDA	H ETC	15	28:21.334	+40.173	140.4	6	1:51.878	142.3
23	4	MILAN PAWELEC	POL	WÓJCIK RACING JUNIOR TEAM	HONDA	H ETC	15	28:25.858	+44.697	140.0	8	1:52.520	141.5
24	74	DAIJIRO SAKO	JPN	CUNA DE CAMPEONES	HONDA	H ETC	15	28:31.602	+50.441	139.5	5	1:50.968	143.5
25	66	PHILLIP TONN	GER	LIGUI MOLY INTACTGP SIC JUNIOR TEAM	HONDA	H ETC	15	28:37.718	+56.557	139.0	2	1:51.431	142.9
26	39	BARTHOLOMÉ PERRIN	FRA	EQUIPE DE FRANCE FILIERÉ GP	HONDA	H ETC	15	28:38.413	+57.252	139.0	2	1:53.305	140.5
27	24	GUILLEM PLANQUES	FRA	LARRESPORT CARRÉ D'OR	HONDA	H ETC	15	28:39.380	+58.219	138.9	2	1:53.320	140.5
28	78	DAMIAN JIGALOV	USA	LIGUI MOLY INTACT SIC JUNIOR TEAM	HONDA	H ETC	15	28:39.399	+58.238	138.9	11	1:52.920	141.0
29	70	TYLER JACOB SCOTT	USA	TALENT TEAM ESTRELLA GALICIA 0,0	HONDA	H ETC	15	28:39.605	+58.444	138.9	11	1:52.983	140.9
30	47	LÉANDRO QUINTANS SANS	FRA	MHP RACING - TECH SOLUTIONS	HONDA	H ETC	15	28:45.261	+1:04.100	138.4	6	1:53.362	140.5
31	17	TORIN COLLINS	CAN	REALE AVINTIA MTA JUNIOR TEAM	HONDA	H ETC	15	28:45.815	+1:04.654	138.4	15	1:53.591	140.2
32	11	AMAURY MIZERA	FRA	MHP RACING - TECH SOLUTIONS	HONDA	H ETC	15	28:45.943	+1:04.782	138.4	6	1:53.281	140.6

Not classified:

95	MARCO MORELLI	SPA	TALENT TEAM ESTRELLA GALICIA 0,0	HONDA	H ETC	14	25:51.083			13	1:49.689	145.2
37	CASEY O'GORMAN	IRL	MICROLISE CRESSWELL RACING	HONDA	H ETC	8	15:01.376			7	1:50.917	143.6
62	BLAI TRIAS	SPA	ART BOX	HONDA	H ETC	6	11:22.190			6	1:51.828	142.4
72	ÓSCAR ALMONACIL	SPA	H43TEAM NOBBY TALASUR-BLUMAQ	HONDA	H ETC	6	11:22.541			6	1:51.800	142.4
58	MATEUSZ PASIUK	POL	WÓJCIK RACING JUNIOR TEAM	HONDA	H ETC	4	7:47.044			2	1:53.424	140.4
93	SERGIO BERNAL	SPA	JEREZ ANDALUCIA MOTOR TALENT	HONDA	H ETC	2	3:57.852			2	1:53.039	140.9


Pole Position	Z. VAN DEN GOORBERGH	1:49.613	145.3 Kph
Fastest Lap	Lap 13 MARCO MORELLI	1:49.689	145.2 Kph

3 Seconds Penalty Rider #13 - Track Limits
 Rider #48 Drop One Position - Track Limits
 Rider #54 Drop One Position - Track Limits
 Rider #84 Drop One Position - Track Limits

Published at:

Track Status: **DRY**

Race Director:	Timekeeper:
-----------------------	--------------------



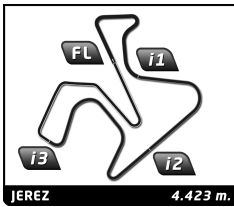
Hawkers ETC

FIM CEV REPSOL CIRCUITO DE JEREZ - ANGEL NIETO

Race 1

Lap Chart

		LAP															
Nr	Pos	Grid	1	2	3	4	5	6	7	8	9	10	11	12	13	14	15
84	1	84	84	84	84	84	95	95	95	84	84	84	84	84	84	84	84
18	2	18	95	95	95	95	84	80	84	80	80	80	80	80	80	80	80
95	3	95	18	18	80	80	80	84	80	69	48	48	48	48	95	48	48
69	4	69	80	80	18	48	48	69	69	54	29	29	29	29	48	95	54
38	5	38	48	48	48	69	69	48	48	48	69	69	69	95	69	69	29
29	6	29	69	69	69	18	18	29	18	29	54	54	54	69	29	54	69
80	7	80	38	29	38	29	29	18	54	18	18	95	95	54	54	29	18
48	8	48	54	38	29	54	54	54	29	95	95	18	18	18	18	18	38
83	9	83	29	54	54	38	38	38	38	38	38	38	38	38	38	38	49
13	10	13	31	55	10	83	83	13	49	49	49	49	49	49	31	49	83
55	11	55	10	10	13	10	10	10	13	13	13	13	13	31	83	83	31
10	12	10	13	74	55	13	13	83	10	10	83	30	31	10	49	31	30
54	13	54	44	31	74	74	74	49	30	30	30	31	30	83	30	30	13
44	14	44	55	13	31	31	49	30	83	83	10	83	83	13	13	13	10
31	15	31	74	30	49	66	31	31	31	31	10	10	30	10	10	10	27
12	16	12	49	66	83	55	30	27	27	27	27	27	27	27	27	27	44
30	17	30	30	49	66	49	12	12	37	44	44	44	44	44	44	44	7
37	18	37	37	37	30	30	27	37	44	37	7	12	12	7	12	12	12
27	19	27	66	12	37	12	44	44	12	12	12	7	7	12	7	7	55
74	20	74	77	83	44	44	37	7	7	7	77	77	77	55	55	55	77
7	21	7	7	44	12	27	7	77	77	36	86	36	55	77	77	77	36
49	22	49	12	77	77	37	77	36	36	77	36	86	86	36	36	86	86
77	23	77	62	62	27	7	36	86	86	86	55	55	36	86	86	36	4
36	24	36	83	7	62	77	86	62	55	55	4	4	4	4	4	4	74
86	25	86	86	86	7	62	62	72	4	4	24	24	24	74	74	74	66
66	26	66	72	27	86	86	72	4	24	24	39	39	74	24	24	24	39
62	27	62	27	72	72	36	4	55	39	39	47	74	39	39	66	66	24
72	28	72	4	36	36	72	24	24	47	47	78	78	66	66	39	39	78
93	29	93	24	4	4	4	55	39	78	78	70	70	78	78	70	78	70
70	30	70	36	24	24	24	39	70	11	11	11	66	70	70	78	70	47
4	31	4	39	39	39	39	70	47	70	70	74	47	47	11	11	11	17
39	32	39	70	93	58	70	47	78	17	17	17	11	11	17	17	47	11
11	33	11	93	70	70	58	78	11	66	66	66	17	17	47	47	17	17
24	34	24	78	58	78	78	11	17	74	74							
78	35	78	58	78	47	47	17	66									
58	36	58	47	47	11	11	66	74									
47	37	47	11	17	17												
17	38	17	17	11													




Hawkers ETC FIM CEV REPSOL CIRCUITO DE JEREZ - ANGEL NIETO

Race 1

Best Sector Times


SECTOR 1			SECTOR 2		SECTOR 3		SECTOR 4		Pos	Ideal Lap	Best Lap	
Pos	Rider	Time	Rider	Time	Rider	Time	Rider	Time				
1	48 I.ORTOLÁ	26.787	29 H.VOIGHT	16.531	29 H.VOIGHT	31.913	69 M.RUDA	33.948	1	29	1:49.260	1:49.867 (4)
2	84 Z.VAN DEN GOORBERGH	26.802	69 M.RUDA	16.534	95 M.MORELLI	31.965	95 M.MORELLI	33.956	2	95	1:49.426	1:49.689 (1)
3	95 M.MORELLI	26.804	54 A.FERRÁNDEZ	16.616	30 C.VEIJER	32.024	29 H.VOIGHT	33.976	3	54	1:49.466	1:49.860 (2)
4	80 D.ALONSO	26.812	38 J.RODRÍGUEZ	16.618	54 A.FERRÁNDEZ	32.055	54 A.FERRÁNDEZ	33.978	4	69	1:49.477	1:49.866 (3)
5	54 A.FERRÁNDEZ	26.817	37 C.O'GORMAN	16.621	84 Z.VAN DEN GOORBERGH	32.058	48 I.ORTOLÁ	33.993	5	48	1:49.487	1:49.921 (8)
6	69 M.RUDA	26.822	80 D.ALONSO	16.631	48 I.ORTOLÁ	32.067	18 Á.PIQUERAS	34.032	6	80	1:49.600	1:49.876 (5)
7	38 J.RODRÍGUEZ	26.835	83 A.CARPE	16.636	83 A.CARPE	32.075	80 D.ALONSO	34.049	7	18	1:49.637	1:49.876 (6)
8	29 H.VOIGHT	26.840	48 I.ORTOLÁ	16.640	18 Á.PIQUERAS	32.087	84 Z.VAN DEN GOORBERGH	34.076	8	38	1:49.729	1:50.137 (9)
9	18 Á.PIQUERAS	26.859	18 Á.PIQUERAS	16.659	13 M.TAPIA	32.091	38 J.RODRÍGUEZ	34.163	9	84	1:49.730	1:49.902 (7)
10	31 R.GARCIA	26.863	49 J.GARCÍA	16.669	80 D.ALONSO	32.108	10 A.CRUCES	34.241	10	83	1:49.898	1:50.465 (11)
11	13 M.TAPIA	26.885	27 R.SANDOVAL	16.688	38 J.RODRÍGUEZ	32.113	31 R.GARCIA	34.267	11	30	1:50.076	1:50.474 (12)
12	83 A.CARPE	26.908	95 M.MORELLI	16.701	49 J.GARCÍA	32.133	83 A.CARPE	34.279	12	49	1:50.079	1:50.532 (14)
13	55 N.DETTWILER	26.920	30 C.VEIJER	16.701	69 M.RUDA	32.173	27 R.SANDOVAL	34.297	13	31	1:50.099	1:50.279 (10)
14	74 D.SAKO	26.939	44 H.MILLÁN	16.712	31 R.GARCIA	32.187	44 H.MILLÁN	34.314	14	10	1:50.177	1:50.631 (15)
15	49 J.GARCÍA	26.943	66 P.TONN	16.748	27 R.SANDOVAL	32.188	49 J.GARCÍA	34.334	15	27	1:50.234	1:50.775 (17)
16	10 A.CRUCES	26.954	12 J.ROULSTONE	16.761	10 A.CRUCES	32.198	30 C.VEIJER	34.373	16	13	1:50.351	1:50.490 (13)
17	30 C.VEIJER	26.978	31 R.GARCIA	16.782	12 J.ROULSTONE	32.231	74 D.SAKO	34.378	17	44	1:50.415	1:50.643 (16)
18	7 F.FARIOLI	27.021	10 A.CRUCES	16.784	7 F.FARIOLI	32.274	13 M.TAPIA	34.412	18	74	1:50.490	1:50.968 (20)
19	44 H.MILLÁN	27.044	84 Z.VAN DEN GOORBERGH	16.794	74 D.SAKO	32.285	55 N.DETTWILER	34.446	19	37	1:50.532	1:50.917 (18)
20	27 R.SANDOVAL	27.061	86 M.MAYOR	16.811	37 C.O'GORMAN	32.299	37 C.O'GORMAN	34.513	20	55	1:50.590	1:50.923 (19)
21	36 S.SHARIL	27.084	7 F.FARIOLI	16.827	55 N.DETTWILER	32.325	62 B.TRIAS	34.514	21	12	1:50.680	1:51.236 (22)
22	37 C.O'GORMAN	27.099	74 D.SAKO	16.888	44 H.MILLÁN	32.345	77 M.VOLPI	34.566	22	7	1:50.710	1:51.168 (21)
23	12 J.ROULSTONE	27.109	62 B.TRIAS	16.893	77 M.VOLPI	32.441	86 M.MAYOR	34.568	23	77	1:51.129	1:51.428 (23)
24	66 P.TONN	27.149	55 N.DETTWILER	16.899	66 P.TONN	32.565	12 J.ROULSTONE	34.579	24	66	1:51.176	1:51.431 (24)
25	77 M.VOLPI	27.163	36 S.SHARIL	16.929	72 Ó.ALMONACIL	32.566	7 F.FARIOLI	34.588	25	62	1:51.301	1:51.828 (27)
26	72 Ó.ALMONACIL	27.278	72 Ó.ALMONACIL	16.938	62 B.TRIAS	32.567	4 M.PAWELEC	34.626	26	36	1:51.320	1:51.620 (25)
27	62 B.TRIAS	27.327	4 M.PAWELEC	16.939	36 S.SHARIL	32.589	72 Ó.ALMONACIL	34.662	27	72	1:51.444	1:51.800 (26)
28	86 M.MAYOR	27.349	47 L.QUINTANS SANS	16.957	86 M.MAYOR	32.745	66 P.TONN	34.714	28	86	1:51.473	1:51.878 (28)
29	39 B.PERRIN	27.421	77 M.VOLPI	16.959	4 M.PAWELEC	32.896	36 S.SHARIL	34.718	29	4	1:52.016	1:52.520 (29)
30	70 T.SCOTT	27.471	24 G.PLANQUES	16.962	39 B.PERRIN	32.953	24 G.PLANQUES	34.739	30	24	1:52.338	1:53.320 (35)
31	93 S.BERNAL	27.546	13 M.TAPIA	16.963	78 D.JIGALOV	32.972	70 T.SCOTT	34.884	31	70	1:52.555	1:52.983 (31)
32	4 M.PAWELEC	27.555	11 A.MIZERA	17.070	17 T.COLLINS	32.979	78 D.JIGALOV	34.957	32	39	1:52.719	1:53.305 (34)
33	24 G.PLANQUES	27.584	58 M.PASIUK	17.074	93 S.BERNAL	33.044	47 L.QUINTANS SANS	35.074	33	78	1:52.725	1:52.920 (30)
34	78 D.JIGALOV	27.600	70 T.SCOTT	17.110	24 G.PLANQUES	33.053	11 A.MIZERA	35.110	34	47	1:53.036	1:53.362 (36)
35	58 M.PASIUK	27.630	39 B.PERRIN	17.147	70 T.SCOTT	33.090	93 S.BERNAL	35.158	35	93	1:53.039	1:53.039 (32)
36	17 T.COLLINS	27.702	17 T.COLLINS	17.170	47 L.QUINTANS SANS	33.185	39 B.PERRIN	35.198	36	17	1:53.134	1:53.591 (38)
37	11 A.MIZERA	27.810	78 D.JIGALOV	17.196	11 A.MIZERA	33.201	58 M.PASIUK	35.251	37	58	1:53.165	1:53.424 (37)
38	47 L.QUINTANS SANS	27.820	93 S.BERNAL	17.291	58 M.PASIUK	33.210	17 T.COLLINS	35.283	38	11	1:53.191	1:53.281 (33)



Hawkers ETC FIM CEV REPSOL CIRCUITO DE JEREZ - ANGEL NIETO After Race 1

Event maximum speed

Rider	Team	Bike	Class	T. Speed	Lap	Session
7 FILIPPO FARIOLI	TEAM HONDA LAGLISSE	HONDA	H ETC	213.0	4	Race 1
49 JULIO GARCÍA	JEREZ ANDALUCIA MOTOR TALENT	HONDA	H ETC	209.7	5	Race 1
66 PHILLIP TONN	LIQUI MOLY INTACTGP SIC JUNIOR TEAM	HONDA	H ETC	209.7	3	Qualifying Practice 2
80 DAVID ALONSO	OPENBANK ASPAR TEAM	HONDA	H ETC	207.3	3	Free Practice 1
37 CASEY O'GORMAN	MICROLISE CRESSWELL RACING	HONDA	H ETC	206.5	5	Race 1
47 LÉANDRO QUINTANS SANS	MHP RACING - TECH SOLUTIONS	HONDA	H ETC	204.9	1	Race 1
69 MARCOS RUDA	TEAM HONDA LAGLISSE	HONDA	H ETC	204.5	4	Race 1
12 JACOB JOHN ROULSTONE	LEOPARD IMPALA JUNIOR TEAM	HONDA	H ETC	203.8	1	Race 1
24 GUILLEM PLANQUES	LARREPORT CARRÉ D'OR	HONDA	H ETC	203.4	5	Race 1
27 ROMEO SÁNDOVAL	HAWKERS FINETWORK ARO TEAM	HONDA	H ETC	203.0	3	Race 1
36 SHARUL EZWAN SHARIL	LIQUI MOLY INTACT SIC JUNIOR TEAM	HONDA	H ETC	203.0	1	Race 1
38 JUAN RODRÍGUEZ	CUNA CAMPEONES	HONDA	H ETC	203.0	2	Race 1
29 HARRISON VOIGHT	SIC 58 SQUADRACORSE	HONDA	H ETC	202.6	6	Race 1
31 ROBERTO GARCÍA	MRE TALENT	HONDA	H ETC	202.6	1	Race 1
83 ALVARO CARPE	HAWKERS FINETWORK ARO TEAM	HONDA	H ETC	202.6	3	Race 1
54 ALBERTO FERRÁNDEZ	CUNA DE CAMPEONES	HONDA	H ETC	202.2	6	Race 1
18 ÁNGEL PIQUERAS	TALENT TEAM ESTRELLA GALICIA 0,0	HONDA	H ETC	201.5	7	Race 1
44 HUGO MILLÁN	CUNA DE CAMPEONES	HONDA	H ETC	201.5	1	Race 1
62 BLAI TRIAS	ART BOX	HONDA	H ETC	201.5	1	Race 1
77 MATTIA VOLPI	SIC58 SQUADRA CORSE	HONDA	H ETC	201.5	9	Free Practice 1
95 MARCO MORELLI	TALENT TEAM ESTRELLA GALICIA 0,0	HONDA	H ETC	201.5	1	Race 1
48 IVÁN ORTOLÁ	OPENBANK ASPAR TEAM	HONDA	H ETC	201.1	2	Race 1
58 MATEUSZ PASIUK	WÓJCIK RACING JUNIOR TEAM	HONDA	H ETC	201.1	1	Race 1
55 NOAH DETTWILER	REALE AVINTIA MTA JUNIOR TEAM	HONDA	H ETC	200.7	1	Race 1
10 ADRIÁN CRUCES	CUNA DE CAMPEONES	HONDA	H ETC	200.4	1	Race 1
84 ZONTA VAN DEN GOORBERGH	SUPERB	HONDA	H ETC	200.4	3	Warm Up
86 MARIO MAYOR	LEOPARD IMPALA JUNIOR TEAM	HONDA	H ETC	200.4	3	Race 1
13 MARCO TAPIA	LEOPARD IMPALA JUNIOR TEAM	HONDA	H ETC	200.0	13	Qualifying Practice 1
74 DAIJIRO SAKO	CUNA DE CAMPEONES	HONDA	H ETC	200.0	1	Race 1
30 COLLIN VEIJER	APEX - CARDOSO RACING	HONDA	H ETC	199.6	2	Race 1
4 MILAN PAWELEC	WÓJCIK RACING JUNIOR TEAM	HONDA	H ETC	199.6	2	Race 1
72 ÓSCAR ALMONACIL	H43TEAM NOBBY TALASUR-BLUMAQ	HONDA	H ETC	199.6	7	Race 1
11 AMAURY MIZERA	MHP RACING - TECH SOLUTIONS	HONDA	H ETC	198.5	2	Race 1
39 BARTHOLOMÉ PERRIN	EQUIPE DE FRANCE FILIERE GP	HONDA	H ETC	198.2	7	Race 1
78 DAMIAN JIGALOV	LIQUI MOLY INTACT SIC JUNIOR TEAM	HONDA	H ETC	198.2	1	Race 1
93 SERGIO BERNAL	JEREZ ANDALUCIA MOTOR TALENT	HONDA	H ETC	195.7	2	Race 1
17 TORIN COLLINS	REALE AVINTIA MTA JUNIOR TEAM	HONDA	H ETC	194.2	1	Race 1
5 OLEG PAWELEC	WÓJCIK RACING JUNIOR TEAM	HONDA	H ETC	193.2	5	Free Practice 2
70 TYLER JACOB SCOTT	TALENT TEAM ESTRELLA GALICIA 0,0	HONDA	H ETC	192.9	12	Race 1
2 MARCEAU JOHANY LAPIERRE	DANI RIVAS TALENT TEAM	HONDA	H ETC	191.2	3	Qualifying Practice 1
51 ANGELO TAGLIARINI	FM MOTORSPORT RACING EMOTION	HONDA	H ETC	188.2	17	Free Practice 2



Hawkers ETC

FIM CEV REPSOL CIRCUITO DE JEREZ - ANGEL NIETO

Race 1

Leader Sequence

Nr	Rider	Team	Bike	Start Lap	End Lap	Laps	Total Laps
H ETC							
84	ZONTA VAN DEN GOORBERG	SUPERB	HONDA	1	4	4	4
95	MARCO MORELLI	TALENT TEAM ESTRELLA GALICIA 0,0	HONDA	5	7	3	3
84	ZONTA VAN DEN GOORBERG	SUPERB	HONDA	8	15	8	12




Moto3
WORLD CHAMPIONSHIPS

Moto2
WORLD CHAMPIONSHIPS

HAWKERS
Talent
RACING

29 - 30 August
CIRCUITO DE JEREZ - ÁNGEL NIETO

FIM CEV REPSOL 2020



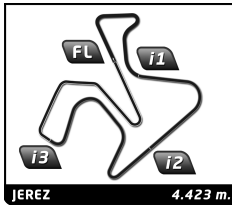
Hawkers ETC

FIM CEV REPSOL CIRCUITO DE JEREZ - ANGEL NIETO

Race 1

Fastest Lap Sequence

Practice Time	Rider	Team	Bike	Class	Time	Kph	Lap
3:46.629	84 ZONTA VAN DEN GOORBERGH	SUPERB	HONDA	H ETC	1:50.163	144.5	2
3:46.725	95 MARCO MORELLI	TALENT TEAM ESTRELLA GALICIA 0,0	HONDA	H ETC	1:50.124	144.6	2
3:47.097	80 DAVID ALONSO	OPENBANK ASPAR TEAM	HONDA	H ETC	1:49.876	144.9	2
7:27.282	69 MARCOS RUDA	TEAM HONDA LAGLISSE	HONDA	H ETC	1:49.866	144.9	4
9:17.887	54 ALBERTO FERRÁNDEZ	CUNA DE CAMPEONES	HONDA	H ETC	1:49.860	144.9	5
20:21.118	95 MARCO MORELLI	TALENT TEAM ESTRELLA GALICIA 0,0	HONDA	H ETC	1:49.845	145.0	11
22:10.932	95 MARCO MORELLI	TALENT TEAM ESTRELLA GALICIA 0,0	HONDA	H ETC	1:49.814	145.0	12
24:00.621	95 MARCO MORELLI	TALENT TEAM ESTRELLA GALICIA 0,0	HONDA	H ETC	1:49.689	145.2	13



Hawkers ETC

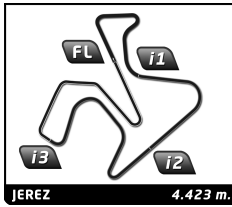
FIM CEV REPSOL CIRCUITO DE JEREZ - ANGEL NIETO

Race 1

Analysis by lap

Lapped

Nr	Lap Time	Gap	Nr	Lap Time	Gap	Nr	Lap Time	Gap	Nr	Lap Time	Gap	Nr	Lap Time	Gap
Lap 1			66	1:51.431	5.554	70	1:54.937	16.305	10	1:51.166	9.649	70	1:53.914	27.481
84	1:56.466		49	1:52.063	5.590	78	1:53.907	16.502	13	1:51.201	9.780	47	1:53.362	27.721
95	1:56.601	0.135	37	1:51.902	5.669	47	1:53.545	16.571	74	1:50.968	9.905	78	1:53.828	28.229
18	1:56.719	0.253	12	1:51.359	5.795	11	1:53.547	17.630	49	1:50.702	10.052	11	1:53.281	28.310
80	1:57.221	0.755	83	1:51.504	6.340	17	1:53.984	17.712	31	1:51.207	10.191	17	1:55.556	30.618
48	1:57.316	0.850	44	1:53.487	6.382				30	1:50.749	10.233	66	1:52.954	34.912
69	1:57.364	0.898	77	1:52.239	6.395	Lap 4			12	1:51.263	10.891	74	2:18.776	38.345
38	1:57.506	1.040	62	1:52.152	6.959	84	1:50.104		27	1:51.436	11.108	Lap 7		
54	1:57.739	1.273	7	1:52.790	7.196	95	1:50.081	0.010	44	1:51.889	11.539	95	1:50.425	
29	1:57.761	1.295	86	1:52.451	7.311	80	1:49.983	0.186	37	1:51.632	11.630	84	1:49.902	0.050
31	1:59.212	2.746	27	1:51.808	7.405	48	1:49.944	0.370	7	1:51.191	11.931	80	1:50.264	0.322
10	1:59.225	2.759	72	1:52.293	7.866	69	1:49.866	0.430	77	1:51.701	12.585	69	1:50.063	0.412
13	1:59.363	2.897	36	1:51.864	8.383	18	1:50.352	0.628	36	1:51.678	13.065	48	1:50.268	0.658
44	1:59.524	3.058	4	1:52.812	8.629	29	1:49.867	0.951	86	1:52.010	13.368	18	1:50.235	0.794
55	1:59.668	3.202	24	1:53.320	9.732	54	1:50.046	1.175	62	1:52.450	13.422	54	1:50.244	0.904
74	1:59.931	3.465	39	1:53.305	10.151	38	1:50.331	1.307	72	1:52.147	13.801	29	1:50.498	0.974
49	2:00.156	3.690	93	1:53.039	11.223	83	1:51.076	8.435	4	1:53.188	16.836	38	1:51.402	3.842
30	2:00.185	3.719	70	1:53.866	11.487	10	1:51.850	8.571	24	1:53.910	20.535	49	1:51.021	10.844
37	2:00.396	3.930	58	1:53.424	12.373	13	1:51.897	8.667	55	2:01.341	20.612	13	1:51.598	11.156
66	2:00.752	4.286	78	1:54.366	12.714	74	1:51.787	9.025	39	1:53.933	20.626	10	1:51.540	11.292
77	2:00.785	4.319	47	1:53.885	13.145	31	1:51.778	9.072	70	1:53.977	23.903	30	1:51.449	11.468
7	2:01.035	4.569	17	1:53.920	13.847	66	1:51.960	9.335	47	1:53.866	24.695	83	1:51.733	11.488
12	2:01.065	4.599	11	1:54.342	14.202	55	1:52.379	9.359	78	1:54.252	24.737	31	1:51.556	11.633
62	2:01.436	4.970	Lap 3			49	1:52.142	9.438	11	1:53.865	25.365	17	1:53.777	25.398
83	2:01.465	4.999	84	1:50.119		30	1:52.041	9.572	17	1:53.777	25.398	27	1:50.776	11.967
86	2:01.489	5.023	95	1:50.056	0.033	12	1:51.439	9.716	66	2:13.047	32.294	37	1:50.917	12.744
72	2:02.202	5.736	80	1:49.958	0.307	44	1:51.773	9.738	Lap 6			44	1:51.012	12.996
27	2:02.226	5.760	18	1:50.205	0.380	27	1:51.273	9.760	95	1:50.336		12	1:51.582	13.088
4	2:02.446	5.980	48	1:50.041	0.530	37	1:52.477	10.086	80	1:50.657	0.483	7	1:51.168	13.681
24	2:03.041	6.575	69	1:50.115	0.668	7	1:51.757	10.828	84	1:50.890	0.573	77	1:52.219	16.022
36	2:03.148	6.682	38	1:50.137	1.080	77	1:52.494	10.972	84	1:50.890	0.573	36	1:52.211	16.201
39	2:03.475	7.009	29	1:50.259	1.188	62	1:52.217	11.060	69	1:50.703	0.774	86	1:52.346	16.831
70	2:04.250	7.784	54	1:50.044	1.233	86	1:52.141	11.446	48	1:50.878	0.815	55	1:51.890	23.096
93	2:04.813	8.347	10	1:51.938	6.825	36	1:51.620	11.475	29	1:50.363	0.901	4	1:53.528	23.157
78	2:04.977	8.511	13	1:51.668	6.874	72	1:51.890	11.742	18	1:50.521	0.984	24	1:54.139	27.908
58	2:05.578	9.112	55	1:52.310	7.084	4	1:52.744	13.736	54	1:50.474	1.085	39	1:54.314	28.101
47	2:05.889	9.423	74	1:52.321	7.342	24	1:53.733	16.713	38	1:51.286	2.865	47	1:54.543	31.839
11	2:06.489	10.023	31	1:52.194	7.398	39	1:53.447	16.781	13	1:50.539	9.983	78	1:54.104	31.908
17	2:06.556	10.090	49	1:51.929	7.400	70	1:53.813	20.014	10	1:50.864	10.177	11	1:54.462	32.347
Lap 2			83	1:51.242	7.463	58	1:54.217	20.192	83	1:51.284	10.180	70	1:55.391	32.447
84	1:50.163		66	1:52.044	7.479	78	1:54.175	20.573	49	1:50.532	10.248	17	1:54.251	34.444
95	1:50.124	0.096	30	1:52.269	7.635	47	1:54.450	20.917	30	1:50.547	10.444	66	1:53.299	37.786
18	1:50.204	0.294	37	1:52.163	7.713	11	1:54.062	21.588	31	1:50.647	10.502	74	1:51.983	39.903
80	1:49.876	0.468	44	1:51.806	8.069	17	1:54.101	21.709	27	1:50.844	11.616	Lap 8		
48	1:49.921	0.608	12	1:52.705	8.381	Lap 5			12	1:51.376	11.931	84	1:51.150	
69	1:49.937	0.672	77	1:52.306	8.582	95	1:50.078		37	1:50.958	12.252	80	1:51.193	0.315
29	1:49.916	1.048	27	1:51.305	8.591	84	1:50.107	0.019	44	1:51.206	12.409	69	1:51.163	0.375
38	1:50.185	1.062	62	1:52.107	8.947	80	1:50.064	0.162	7	1:51.343	12.938	54	1:50.678	0.382
54	1:50.198	1.308	7	1:52.098	9.175	48	1:49.991	0.273	77	1:51.979	14.228	48	1:50.934	0.392
55	1:51.854	4.893	86	1:52.217	9.409	69	1:50.065	0.407	36	1:51.686	14.415	29	1:50.783	0.557
10	1:52.410	5.006	72	1:52.209	9.956	18	1:50.259	0.799	86	1:51.878	14.910	18	1:51.020	0.614
74	1:51.838	5.140	36	1:51.695	9.959	29	1:50.011	0.874	62	1:51.828	14.914	95	1:52.014	0.814
31	1:52.740	5.323	4	1:52.586	11.096	54	1:49.860	0.947	72	1:51.800	15.265	38	1:51.559	4.201
13	1:52.591	5.325	24	1:53.471	13.084	38	1:50.696	1.915	4	1:53.554	20.054	49	1:50.700	10.344
30	1:51.929	5.485	39	1:53.406	13.438	83	1:50.885	9.232	55	1:51.355	21.631	13	1:50.803	10.759
			58	1:53.825	16.079				24	1:53.995	24.194			
									39	1:53.922	24.212			




Hawkers ETC FIM CEV REPSOL CIRCUITO DE JEREZ - ANGEL NIETO Race 1

Analysis by lap

Lapped

Nr	Lap Time	Gap	Nr	Lap Time	Gap	Nr	Lap Time	Gap	Nr	Lap Time	Gap	Nr	Lap Time	Gap												
10	1:50.822	10.914	66	1:52.450	41.044	7	1:52.600	18.475	69	1:50.192	0.964	66	1:53.325	53.472	30	1:50.797	11.065	77	1:52.253	24.709	29	1:50.690	1.185	39	1:53.742	54.085
83	1:50.777	11.065	Lap 10			55	1:50.923	25.845	54	1:50.403	1.245	78	1:53.292	55.410	31	1:51.072	11.505	86	1:52.288	26.198	18	1:50.394	1.476	70	1:53.526	55.567
27	1:50.882	11.649	84	1:50.182		36	1:52.810	26.688	38	1:51.654	10.756	11	1:54.120	1:00.744	44	1:50.643	12.439	4	1:53.406	33.068	31	1:50.853	13.916	47	1:53.736	1:00.782
37	1:50.931	12.475	80	1:50.157	0.189	24	1:54.834	43.821	83	1:50.537	13.990	17	1:54.466	1:01.368	12	1:51.604	13.492	29	1:50.289	0.683	49	1:51.213	14.104			
7	1:51.396	13.877	69	1:50.237	0.880	39	1:55.072	44.093	30	1:51.468	14.980	Lap 15			84	1:50.305										
36	1:53.487	18.488	54	1:50.189	0.928	66	1:52.591	45.665	13	1:51.542	15.043	80	1:50.398	0.175	77	1:53.734	18.556	18	1:50.980	1.822	10	1:51.789	15.093	48	1:50.955	0.837
86	1:53.123	18.754	95	1:50.551	1.684	78	1:52.920	45.903	10	1:51.789	15.093	54	1:50.627	0.857	55	1:51.173	23.069	38	1:51.474	6.794	44	1:52.479	20.979	29	1:50.301	0.920
4	1:52.520	24.477	18	1:50.980	1.822	70	1:52.983	46.016	27	1:51.119	15.380	29	1:50.875	1.013	4	1:52.520	24.477	49	1:51.032	11.487	7	1:52.443	22.773	18	1:51.599	2.464
24	1:53.935	30.643	49	1:51.032	11.487	47	1:54.842	48.046	44	1:52.262	22.594	38	1:51.765	13.250	39	1:53.806	30.707	13	1:51.183	11.744	12	1:52.262	22.594	49	1:51.102	15.100
39	1:53.806	30.707	30	1:50.914	11.765	11	1:54.816	48.519	7	1:52.443	22.773	29	1:50.301	0.920	47	1:53.884	34.523	30	1:50.914	11.765	69	1:50.875	1.013	13	1:51.663	17.001
47	1:53.884	34.523	31	1:50.741	11.837	17	1:53.983	48.833	55	1:51.580	28.101	18	1:51.599	2.464	78	1:54.258	34.966	83	1:51.136	11.978	77	1:51.774	28.474	38	1:51.765	13.250
78	1:54.258	34.966	83	1:51.136	11.978	Lap 12			36	1:53.691	32.754	49	1:51.102	15.100	48	1:50.955	0.837	83	1:51.124	15.158						
11	1:53.969	35.116	10	1:51.357	12.357	84	1:50.148		86	1:53.708	32.781	31	1:51.161	15.411	30	1:51.698	16.983	13	1:51.663	17.001						
70	1:54.038	35.285	27	1:51.161	12.897	80	1:50.139	0.181	4	1:53.708	39.436	78	1:53.832	52.740	10	1:51.759	17.176	27	1:51.339	17.208						
17	1:54.176	37.420	44	1:51.378	14.800	48	1:50.098	0.353	74	1:51.964	47.725	11	1:54.711	57.246	44	1:52.781	25.182	7	1:52.646	27.206						
66	1:52.514	39.100	12	1:51.236	16.143	29	1:50.419	0.714	24	1:53.488	50.565	17	1:54.907	57.524	12	1:52.769	27.218	55	1:51.532	30.078						
74	1:51.285	39.988	7	1:51.485	16.153	95	1:49.814	0.917	66	1:53.186	50.769	77	1:51.428	30.424	36	1:54.216	39.794	39	1:53.774	50.965						
Lap 9			77	1:52.300	22.734	69	1:50.463	0.991	39	1:53.774	50.965	70	1:53.534	52.663	44	1:52.781	25.182	78	1:53.832	52.740						
84	1:50.506		36	1:52.981	24.156	54	1:50.436	1.061	70	1:53.534	52.663	78	1:53.832	52.740	11	1:54.711	57.246	17	1:54.907	57.524						
80	1:50.405	0.214	86	1:53.062	24.188	18	1:50.029	1.301	86	1:53.708	32.781	47	1:54.608	57.668	39	1:53.774	50.965	77	1:51.428	30.424						
48	1:50.663	0.549	55	1:51.267	25.200	38	1:51.519	9.321	4	1:53.708	39.436	70	1:53.534	52.663	78	1:53.832	52.740	36	1:54.618	40.173						
29	1:50.525	0.576	4	1:53.128	29.940	49	1:51.214	13.110	74	1:51.964	47.725	11	1:54.711	57.246	17	1:54.907	57.524	49	1:51.102	15.100						
69	1:50.956	0.825	24	1:55.502	39.265	31	1:50.981	13.282	24	1:53.488	50.565	30	1:51.698	16.983	13	1:51.663	17.001	10	1:51.759	17.176						
54	1:51.045	0.921	39	1:55.140	39.299	10	1:50.961	13.523	66	1:53.186	50.769	13	1:51.663	17.001	27	1:51.339	17.208	44	1:52.781	25.182						
18	1:50.916	1.024	74	1:52.275	43.041	83	1:51.263	13.672	39	1:53.774	50.965	7	1:52.646	27.206	12	1:52.769	27.218	55	1:51.532	30.078						
95	1:51.007	1.315	78	1:54.378	43.261	13	1:51.459	13.720	70	1:53.534	52.663	44	1:52.781	25.182	77	1:51.428	30.424	36	1:54.216	39.794						
38	1:51.807	5.502	70	1:54.379	43.311	30	1:51.349	13.731	78	1:53.832	52.740	12	1:52.769	27.218	39	1:53.774	50.965	78	1:53.832	52.740						
49	1:50.799	10.637	66	1:52.490	43.352	27	1:51.063	14.480	11	1:54.711	57.246	55	1:51.532	30.078	70	1:53.534	52.663	10	1:51.759	17.176						
13	1:50.490	10.743	47	1:55.013	43.482	44	1:52.363	18.719	17	1:54.907	57.524	77	1:51.428	30.424	44	1:52.781	25.182	36	1:54.216	39.794						
83	1:50.465	11.024	11	1:54.739	43.981	7	1:52.222	20.549	66	1:53.186	50.769	36	1:54.216	39.794	7	1:52.646	27.206	12	1:52.769	27.218						
30	1:50.474	11.033	17	1:54.284	45.128	12	1:52.490	20.551	39	1:53.774	50.965	11	1:54.711	57.246	55	1:51.532	30.078	77	1:51.428	30.424						
10	1:50.774	11.182	Lap 11			55	1:51.043	26.740	70	1:53.534	52.663	44	1:52.781	25.182	39	1:53.774	50.965	36	1:54.216	39.794						
31	1:50.279	11.278	84	1:50.278		77	1:52.358	26.919	11	1:54.711	57.246	12	1:52.769	27.218	70	1:53.534	52.663	78	1:53.832	52.740						
27	1:50.775	11.918	80	1:50.279	0.190	36	1:52.742	29.282	17	1:54.907	57.524	36	1:54.216	39.794	44	1:52.781	25.182	10	1:51.759	17.176						
44	1:51.671	13.604	48	1:50.031	0.403	86	1:53.242	29.292	13	1:51.459	13.720	78	1:53.832	52.740	77	1:51.428	30.424	44	1:52.781	25.182						
7	1:51.479	14.850	29	1:50.038	0.443	4	1:53.027	35.947	30	1:51.349	13.731	11	1:54.711	57.246	39	1:53.774	50.965	70	1:53.534	52.663						
12	1:52.103	15.089	69	1:50.074	0.676	74	1:52.093	45.980	27	1:51.063	14.480	77	1:51.428	30.424	78	1:53.832	52.740	44	1:52.781	25.182						
77	1:52.566	20.616	54	1:50.123	0.773	24	1:53.623	47.296	44	1:52.363	18.719	55	1:51.532	30.078	36	1:54.216	39.794	77	1:51.428	30.424						
86	1:53.060	21.308	95	1:49.845	1.251	39	1:53.465	47.410	7	1:52.222	20.549	70	1:53.534	52.663	7	1:52.646	27.206	36	1:54.216	39.794						
36	1:53.375	21.357	18	1:49.876	1.420	66	1:52.285	47.802	12	1:52.490	20.551	11	1:54.711	57.246	44	1:52.781	25.182	77	1:51.428	30.424						
55	1:51.552	24.115	38	1:51.434	7.950	78	1:53.372	49.127	55	1:51.043	26.740	66	1:53.186	50.769	36	1:54.216	39.794	70	1:53.534	52.663						
4	1:53.023	26.994	49	1:50.835	12.044	70	1:53.480	49.348	77	1:52.358	26.919	39	1:53.774	50.965	11	1:54.711	57.246	44	1:52.781	25.182						
24	1:53.808	33.945	13	1:50.943	12.409	11	1:54.383	52.754	44	1:52.363	18.719	70	1:53.534	52.663	77	1:51.428	30.424	78	1:53.832	52.740						
39	1:54.140	34.341	31	1:50.890	12.449	17	1:54.151	52.836	7	1:52.222	20.549	11	1:54.711	57.246	36	1:54.216	39.794	44	1:52.781	25.182						
47	1:54.634	38.651	30	1:51.043	12.530	47	1:55.381	53.279	69	1:50.101	0.443	17	1:54.907	57.524	70	1:53.534	52.663	77	1:51.428	30.424						
78	1:54.605	39.065	83	1:50.857	12.557	Lap 13			54	1:49.912	0.535	78	1:53.832	52.740	44	1:52.781	25.182									
70	1:54.335	39.114	10	1:50.631	12.710	84	1:50.219		29	1:50.361	0.924	10	1:51.251	15.722	70	1:53.534	52.663	77	1:51.428	30.424						
11	1:54.814	39.424	27	1:50.946	13.565	80	1:50.175	0.137	18	1:50.316	1.170	27	1:51.416	16.174	11	1:54.711	57.246	36	1:54.216	39.794						
74	1:51.466	40.948	44	1:51.982	16.504	95	1:49.689	0.387	38	1:51.656	11.790	44	1:52.349	22.706	44	1:52.781	25.182	70	1:53.534	52.663						
17	1:54.112																									




Hawkers ETC FIM CEV REPSOL CIRCUITO DE JEREZ - ANGEL NIETO

Race 1

Analysis

■ Personal Best ■ Session Best B Crossing the finish line in pit lane

Lap	Time	Sector 1	Sector 2	Sector 3	Sector 4	Elapsed	Lap	Time	Sector 1	Sector 2	Sector 3	Sector 4	Elapsed		
4	MILAN PAWELEC						POL	1	2:06.489	38.515	17.689	34.188	36.097	2:06.489	
	WÓJCIK RACING JUNIOR TEAM						HONDA	2	1:54.342	28.426	17.185	33.339	35.392	4:00.831	
1	2:02.446	37.044	17.179	33.384	34.839	2:02.446	3	1:53.547	27.938	17.111	33.388	35.110	5:54.378		
2	1:52.812	27.669	17.050	33.467	34.626	3:55.258	4	1:54.062	28.009	17.141	33.480	35.432	7:48.440		
3	1:52.586	27.658	16.939	33.102	34.887	5:47.844	5	1:53.865	28.023	17.162	33.531	35.149	9:42.305		
4	1:52.744	27.631	17.166	32.896	35.051	7:40.588	6	1:53.281	27.810	17.070	33.201	35.200	11:35.586		
5	1:53.188	27.724	17.160	33.165	35.139	9:33.776	7	1:54.462	27.928	17.148	33.709	35.677	13:30.048		
6	1:53.554	27.668	17.299	33.299	35.288	11:27.330	8	1:53.969	28.017	17.375	33.234	35.343	15:24.017		
7	1:53.528	27.808	17.281	33.196	35.243	13:20.858	9	1:54.814	28.328	17.221	33.266	35.999	17:18.831		
8	1:52.520	27.665	17.003	32.950	34.902	15:13.378	10	1:54.739	28.005	17.260	34.099	35.375	19:13.570		
9	1:53.023	27.555	17.285	33.140	35.043	17:06.401	11	1:54.816	27.897	17.283	33.772	35.864	21:08.386		
10	1:53.128	27.594	17.166	33.247	35.121	18:59.529	12	1:54.383	27.819	17.299	33.605	35.660	23:02.769		
11	1:53.406	27.632	17.549	33.171	35.054	20:52.935	13	1:54.711	28.011	17.400	33.652	35.648	24:57.480		
12	1:53.027	27.611	17.290	33.040	35.086	22:45.962	14	1:54.120	27.822	17.351	33.506	35.441	26:51.600		
13	1:53.708	27.833	17.450	33.361	35.064	24:39.670	15	1:54.343	27.994	17.167	33.594	35.588	28:45.943		
14	1:53.153	27.697	17.387	33.144	34.925	26:32.823									
15	1:53.035	27.703	17.084	33.303	34.945	28:25.858									
7	FILIPPO FARIOLI						ITA	12	JACOB JOHN ROULSTONE						AUS
	TEAM HONDA LAGLISSE						HONDA		LEOPARD IMPALA JUNIOR TEAM						HONDA
1	2:01.035	35.738	16.963	33.031	35.303	2:01.035	1	2:01.065	36.083	17.193	32.833	34.956	2:01.065		
2	1:52.790	27.672	17.176	33.024	34.918	3:53.825	2	1:51.359	27.206	16.964	32.516	34.673	3:52.424		
3	1:52.098	27.434	16.827	33.052	34.785	5:45.923	3	1:52.705	28.199	16.828	32.379	35.299	5:45.129		
4	1:51.757	27.230	16.843	32.517	35.167	7:37.680	4	1:51.439	27.211	16.846	32.803	34.579	7:36.568		
5	1:51.191	27.252	17.074	32.274	34.591	9:28.871	5	1:51.263	27.363	16.761	32.314	34.825	9:27.831		
6	1:51.343	27.059	17.058	32.457	34.769	11:20.214	6	1:51.376	27.257	17.009	32.231	34.879	11:19.207		
7	1:51.168	27.155	17.086	32.339	34.588	13:11.382	7	1:51.582	27.270	16.853	32.729	34.730	13:10.789		
8	1:51.396	27.041	16.913	32.517	34.925	15:02.778	8	1:51.604	27.226	17.075	32.583	34.720	15:02.393		
9	1:51.479	27.060	17.113	32.496	34.810	16:54.257	9	1:52.103	27.258	17.211	32.737	34.897	16:54.496		
10	1:51.485	27.021	17.159	32.345	34.960	18:45.742	10	1:51.236	27.109	16.993	32.409	34.725	18:45.732		
11	1:52.600	27.404	17.229	32.499	35.468	20:38.342	11	1:52.344	27.262	17.221	32.668	35.193	20:38.076		
12	1:52.222	27.274	17.275	32.487	35.186	22:30.564	12	1:52.490	27.310	17.229	32.780	35.171	22:30.566		
13	1:52.443	27.514	17.217	32.586	35.126	24:23.007	13	1:52.262	27.417	17.255	32.843	34.747	24:22.828		
14	1:52.714	27.356	17.453	32.788	35.117	26:15.721	14	1:52.782	27.437	17.317	32.817	35.211	26:15.610		
15	1:52.646	27.823	17.160	32.726	34.937	28:08.367	15	1:52.769	27.617	17.128	33.234	34.790	28:08.379		
10	ADRIÁN CRUCES						SPA	13	MARCO TAPIA						SPA
	CUNA DE CAMPEONES						HONDA		LEOPARD IMPALA JUNIOR TEAM						HONDA
1	1:59.225	34.918	16.975	32.755	34.577	1:59.225	1	1:59.363	34.646	17.083	33.191	34.443	1:59.363		
2	1:52.410	27.439	17.251	33.110	34.610	3:51.635	2	1:52.591	27.226	17.314	32.725	35.326	3:51.954		
3	1:51.938	27.043	17.284	32.794	34.817	5:43.573	3	1:51.668	27.027	17.082	32.600	34.959	5:43.622		
4	1:51.850	27.400	17.203	32.626	34.621	7:35.423	4	1:51.897	27.190	17.427	32.750	34.530	7:35.519		
5	1:51.166	27.144	17.159	32.444	34.419	9:26.589	5	1:51.201	27.112	17.142	32.532	34.415	9:26.720		
6	1:50.864	26.954	17.144	32.198	34.568	11:17.453	6	1:50.539	26.894	17.037	32.091	34.517	11:17.259		
7	1:51.540	27.391	16.875	32.421	34.853	13:08.993	7	1:51.598	27.124	17.279	32.631	34.564	13:08.857		
8	1:50.822	27.023	16.865	32.369	34.565	14:59.815	8	1:50.803	27.036	16.971	32.276	34.520	14:59.660		
9	1:50.774	27.010	17.104	32.339	34.321	16:50.589	9	1:50.490	26.885	17.014	32.165	34.426	16:50.150		
10	1:51.357	27.069	16.962	32.553	34.773	18:41.946	10	1:51.183	26.986	16.973	32.356	34.868	18:41.333		
11	1:50.631	27.075	16.784	32.531	34.241	20:32.577	11	1:50.943	27.121	17.092	32.203	34.527	20:32.276		
12	1:50.961	27.141	16.861	32.443	34.516	22:23.538	12	1:51.459	26.950	16.980	32.304	35.225	22:23.735		
13	1:51.789	27.011	17.110	32.509	35.159	24:15.327	13	1:51.542	27.155	16.963	32.351	35.073	24:15.277		
14	1:51.251	27.300	17.171	32.415	34.365	26:06.578	14	1:51.222	27.413	17.130	32.267	34.412	26:06.499		
15	1:51.759	27.395	17.028	32.905	34.431	27:58.337	15	1:51.663	27.231	17.144	32.331	34.957	27:58.162		
11	AMAURY MIZERA						FRA	17	TORIN COLLINS						CAN
	MHP RACING - TECH SOLUTIONS						HONDA		REALE AVINTIA MTA JUNIOR TEAM						HONDA
1	2:06.556	37.955	17.603	34.928	36.070	2:06.556	1	2:06.556	37.955	17.603	34.928	36.070	2:06.556		
2	1:53.920	27.844	17.385	33.169	35.522	4:00.476	2	1:53.920	27.844	17.385	33.169	35.522	4:00.476		
3	1:53.984	27.802	17.342	33.239	35.601	5:54.460	3	1:53.984	27.802	17.342	33.239	35.601	5:54.460		



Hawkers ETC FIM CEV REPSOL CIRCUITO DE JEREZ - ANGEL NIETO

Race 1

Analysis

■ Personal Best ■ Session Best B Crossing the finish line in pit lane

Lap	Time	Sector 1	Sector 2	Sector 3	Sector 4	Elapsed	Lap	Time	Sector 1	Sector 2	Sector 3	Sector 4	Elapsed
4	1:54.101	28.401	17.281	32.979	35.440	7:48.561	7	1:50.776	27.159	16.915	32.368	34.334	13:09.668
5	1:53.777	27.974	17.259	33.063	35.481	9:42.338	8	1:50.882	27.197	16.688	32.700	34.297	15:00.550
6	1:55.556	27.906	17.317	35.050	35.283	11:37.894	9	1:50.775	27.061	16.820	32.464	34.430	16:51.325
7	1:54.251	27.799	17.511	33.209	35.732	13:32.145	10	1:51.161	27.202	16.966	32.532	34.461	18:42.486
8	1:54.176	27.767	17.450	33.482	35.477	15:26.321	11	1:50.946	27.173	16.975	32.466	34.332	20:33.432
9	1:54.112	27.834	17.427	33.328	35.523	17:20.433	12	1:51.063	27.217	16.899	32.437	34.510	22:24.495
10	1:54.284	27.772	17.294	33.772	35.446	19:14.717	13	1:51.119	27.225	16.966	32.578	34.350	24:15.614
11	1:53.983	27.735	17.322	33.094	35.832	21:08.700	14	1:51.416	27.266	17.041	32.702	34.407	26:07.030
12	1:54.151	27.755	17.344	33.414	35.638	23:02.851	15	1:51.339	27.229	16.854	32.660	34.596	27:58.369
13	1:54.907	28.061	17.453	33.588	35.805	24:57.758							
14	1:54.466	28.168	17.580	33.048	35.670	26:52.224							
15	1:53.591	27.702	17.170	33.271	35.448	28:45.815							

18

ÁNGEL PIQUERAS

SPA

TALENT TEAM ESTRELLA GALICIA 0,0

HONDA

1	1:56.719	33.151	17.081	32.347	34.140	1:56.719
2	1:50.204	27.142	16.873	32.127	34.062	3:46.923
3	1:50.205	27.004	16.878	32.254	34.069	5:37.128
4	1:50.352	26.859	16.730	32.574	34.189	7:27.480
5	1:50.259	27.082	16.797	32.087	34.293	9:17.739
6	1:50.521	27.107	16.762	32.411	34.241	11:08.260
7	1:50.235	27.111	16.789	32.303	34.032	12:58.495
8	1:51.020	26.900	16.659	32.986	34.475	14:49.515
9	1:50.916	27.543	16.861	32.260	34.252	16:40.431
10	1:50.980	27.056	16.870	32.927	34.127	18:31.411
11	1:49.876	26.990	16.716	32.118	34.052	20:21.287
12	1:50.029	26.860	16.668	32.220	34.281	22:11.316
13	1:50.394	27.003	16.907	32.299	34.185	24:01.710
14	1:50.316	26.943	16.791	32.330	34.252	25:52.026
15	1:51.599	27.096	16.947	32.630	34.926	27:43.625

24

GUILLEM PLANQUES

FRA

LARRESPORT CARRÉ D'OR

HONDA

1	2:03.041	36.773	17.171	33.868	35.229	2:03.041
2	1:53.320	27.696	17.367	33.072	35.185	3:56.361
3	1:53.471	27.804	17.268	33.144	35.255	5:49.832
4	1:53.733	27.715	17.306	33.098	35.614	7:43.565
5	1:53.910	28.151	17.189	33.203	35.367	9:37.475
6	1:53.995	27.906	17.249	33.267	35.573	11:31.470
7	1:54.139	27.994	17.347	33.225	35.573	13:25.609
8	1:53.935	27.973	17.292	33.165	35.505	15:19.544
9	1:53.808	27.768	17.487	33.154	35.399	17:13.352
10	1:55.502	28.499	17.471	34.152	35.380	19:08.854
11	1:54.834	28.204	17.477	33.837	35.316	21:03.688
12	1:53.623	27.584	17.359	33.319	35.361	22:57.311
13	1:53.488	27.680	17.237	33.223	35.348	24:50.799
14	1:53.499	27.922	17.288	33.550	34.739	26:44.298
15	1:55.082	27.971	16.962	33.053	37.096	28:39.380

27

ROMEO SANDOVAL

SPA

HAWKERS FINETWORK ARO TEAM

HONDA

1	2:02.226	35.827	17.643	33.824	34.932	2:02.226
2	1:51.808	27.483	17.086	32.901	34.338	3:54.034
3	1:51.305	27.427	16.787	32.760	34.331	5:45.339
4	1:51.273	27.251	16.757	32.896	34.369	7:36.612
5	1:51.436	27.644	16.868	32.587	34.337	9:28.048
6	1:50.844	27.273	16.919	32.188	34.464	11:18.892

29

HARRISON VOIGHT

AUS

SIC 58 SQUADRACORSE

HONDA

1	1:57.761	34.358	16.863	32.254	34.286	1:57.761
2	1:49.916	27.099	16.649	32.178	33.990	3:47.677
3	1:50.259	27.256	16.831	31.913	34.259	5:37.936
4	1:49.867	26.942	16.726	32.035	34.164	7:27.803
5	1:50.011	26.965	16.633	32.153	34.260	9:17.814
6	1:50.363	26.840	16.653	32.587	34.283	11:08.177
7	1:50.498	27.644	16.780	32.098	33.976	12:58.675
8	1:50.783	27.107	16.531	32.907	34.238	14:49.458
9	1:50.525	27.400	16.668	32.309	34.148	16:39.983
10	1:50.289	27.132	16.701	32.333	34.123	18:30.272
11	1:50.038	26.987	16.775	32.231	34.045	20:20.310
12	1:50.419	27.257	16.895	32.086	34.181	22:10.729
13	1:50.690	27.435	16.827	32.198	34.230	24:01.419
14	1:50.361	27.025	16.810	32.302	34.224	25:51.780
15	1:50.301	26.898	16.643	32.527	34.233	27:42.081

30

COLLIN VEIJER

NED

APEX - CARDOSO RACING

HONDA

1	2:00.185	35.514	16.920	32.914	34.837	2:00.185
2	1:51.929	27.186	16.757	33.188	34.798	3:52.114
3	1:52.269	27.481	16.767	32.707	35.314	5:44.383
4	1:52.041	27.514	16.701	32.991	34.835	7:36.424
5	1:50.749	27.221	16.780	32.357	34.391	9:27.173
6	1:50.547	27.018	16.806	32.024	34.699	11:17.720
7	1:51.449	27.349	16.781	32.731	34.588	13:09.169
8	1:50.797	27.078	16.755	32.389	34.575	14:59.966
9	1:50.474	26.978	16.919	32.204	34.373	16:50.440
10	1:50.914	27.000	16.797	32.430	34.687	18:41.354
11	1:51.043	27.185	16.956	32.462	34.440	20:32.397
12	1:51.349	27.148	16.885	32.727	34.589	22:23.746
13	1:51.468	27.412	16.869	32.362	34.825	24:15.214
14	1:51.232	27.234	17.055	32.389	34.554	26:06.446
15	1:51.698	27.578	16.894	32.420	34.806	27:58.144

31


ROBERTO GARCIA

SPA

MRE TALENT

HONDA

1	1:59.212	35.132	17.023	32.635	34.422	1:59.212
2	1:52.740	27.337	17.268	33.384	34.751	3:51.952
3	1:52.194	27.475	16.915	32.839	34.965	5:44.146
4	1:51.778	27.158	16.966	32.916	34.738	7:35.924
5	1:51.207	27.218	16.924	32.448	34.617	9:27.131
6	1:50.647	27.185	16.904	32.234	34.324	11:17.778
7	1:51.556	27.388	16.782	32.753	34.633	13:09.334
8	1:51.072	27.184	17.244	32.245	34.399	15:00.406
9	1:50.279	26.863	16.929	32.220	34.267	16:50.685




Hawkers ETC FIM CEV REPSOL CIRCUITO DE JEREZ - ANGEL NIETO

Race 1

Analysis

■ Personal Best ■ Session Best B Crossing the finish line in pit lane

Lap	Time	Sector 1	Sector 2	Sector 3	Sector 4	Elapsed	Lap	Time	Sector 1	Sector 2	Sector 3	Sector 4	Elapsed
10	1:50.741	27.051	16.940	32.300	34.450	18:41.426	2	1:53.305	27.421	17.336	33.086	35.462	3:56.780
11	1:50.890	27.244	16.851	32.336	34.459	20:32.316	3	1:53.406	27.620	17.240	33.090	35.456	5:50.186
12	1:50.981	27.071	17.001	32.300	34.609	22:23.297	4	1:53.447	27.583	17.341	33.226	35.297	7:43.633
13	1:50.853	26.909	17.048	32.465	34.431	24:14.150	5	1:53.933	27.864	17.388	33.386	35.295	9:37.566
14	1:51.261	27.429	16.979	32.187	34.666	26:05.411	6	1:53.922	27.945	17.311	33.224	35.442	11:31.488
15	1:51.161	27.032	17.022	32.379	34.728	27:56.572	7	1:54.314	28.063	17.530	33.352	35.369	13:25.802
36 SHARUL EZWAN SHARIL MAL							8	1:53.806	27.918	17.415	33.249	35.224	15:19.608
LIQUI MOLY INTACT SIC JUNIOR TEA HONDA							9	1:54.140	27.853	17.542	33.305	35.440	17:13.748
1	2:03.148	37.127	17.130	33.684	35.207	2:03.148	10	1:55.140	27.908	17.706	33.851	35.675	19:08.888
2	1:51.864	27.084	17.107	32.806	34.867	3:55.012	11	1:55.072	28.044	17.649	33.521	35.858	21:03.960
3	1:51.695	27.360	17.009	32.608	34.718	5:46.707	12	1:53.465	27.669	17.358	33.213	35.225	22:57.425
4	1:51.620	27.093	16.929	32.674	34.924	7:38.327	13	1:53.774	27.739	17.468	33.324	35.243	24:51.199
5	1:51.678	27.273	16.940	32.617	34.848	9:30.005	14	1:53.742	27.665	17.431	33.448	35.198	26:44.941
6	1:51.686	27.255	17.101	32.589	34.741	11:21.691	15	1:53.472	27.509	17.147	32.953	35.863	28:38.413
7	1:52.211	27.523	17.157	32.776	34.755	13:13.902	44 HUGO MILLÁN SPA						
8	1:53.487	27.518	17.453	33.102	35.414	15:07.389	CUNA DE CAMPEONES HONDA						
9	1:53.375	27.582	17.588	32.962	35.243	17:00.764	1	1:59.524	35.204	16.790	32.973	34.557	1:59.524
10	1:52.981	27.518	17.244	32.806	35.413	18:53.745	2	1:53.487	27.423	16.929	34.362	34.773	3:53.011
11	1:52.810	27.521	17.318	33.022	34.949	20:46.555	3	1:51.806	27.489	16.893	32.508	34.916	5:44.817
12	1:52.742	27.174	17.159	33.035	35.374	22:39.297	4	1:51.773	27.334	16.900	32.760	34.779	7:36.590
13	1:53.691	27.590	17.443	33.288	35.370	24:32.988	5	1:51.889	27.521	16.983	32.898	34.487	9:28.479
14	1:53.751	27.599	17.425	33.587	35.140	26:26.739	6	1:51.206	27.132	16.945	32.815	34.314	11:19.685
15	1:54.216	27.930	17.403	33.544	35.339	28:20.955	7	1:51.012	27.070	16.852	32.534	34.556	13:10.697
37 CASEY O'GORMAN IRL							8	1:50.643	27.044	16.712	32.345	34.542	15:01.340
MICROLISE CRESSWELL RACING HONDA							9	1:51.671	27.274	17.106	32.584	34.707	16:53.011
1	2:00.396	35.410	16.930	33.211	34.845	2:00.396	10	1:51.378	27.216	17.114	32.421	34.627	18:44.389
2	1:51.902	27.113	16.652	33.404	34.733	3:52.298	11	1:51.982	27.144	17.314	32.629	34.895	20:36.371
3	1:52.163	28.034	16.621	32.658	34.850	5:44.461	12	1:52.363	27.479	17.270	32.570	35.044	22:28.734
4	1:52.477	27.815	16.820	33.016	34.826	7:36.938	13	1:52.479	27.455	17.282	32.722	35.020	24:21.213
5	1:51.632	27.514	16.776	32.829	34.513	9:28.570	14	1:52.349	27.468	17.251	32.703	34.927	26:13.562
6	1:50.958	27.142	16.816	32.445	34.555	11:19.528	15	1:52.781	27.522	17.438	32.823	34.998	28:06.343
7	1:50.917	27.099	16.747	32.522	34.549	13:10.445	47 LÉANDRO QUINTANS SANS FRA						
8	1:50.931	27.141	16.810	32.299	34.681	15:01.376	MHP RACING - TECH SOLUTIONS HONDA						
38 JUAN RODRÍGUEZ SPA							1	2:05.889	38.406	17.322	34.457	35.704	2:05.889
CUNA CAMPEONES HONDA							2	1:53.885	28.114	17.045	33.424	35.302	3:59.774
1	1:57.506	34.013	16.783	32.410	34.300	1:57.506	3	1:53.545	27.918	17.096	33.397	35.134	5:53.319
2	1:50.185	27.053	16.618	32.351	34.163	3:47.691	4	1:54.450	28.243	16.988	33.462	35.757	7:47.769
3	1:50.137	27.000	16.745	32.113	34.279	5:37.828	5	1:53.866	28.148	17.140	33.185	35.393	9:41.635
4	1:50.331	26.835	16.989	32.324	34.183	7:28.159	6	1:53.362	27.820	17.088	33.380	35.074	11:34.997
5	1:50.696	27.023	16.923	32.185	34.565	9:18.855	7	1:54.543	28.034	17.182	33.432	35.895	13:29.540
6	1:51.286	27.122	17.108	32.543	34.513	11:10.141	8	1:53.884	27.960	17.018	33.680	35.226	15:23.424
7	1:51.402	27.157	17.198	32.409	34.638	13:01.543	9	1:54.634	28.122	17.445	33.522	35.545	17:18.058
8	1:51.559	27.095	17.166	32.498	34.800	14:53.102	10	1:55.013	28.329	17.164	33.523	35.997	19:13.071
9	1:51.807	27.147	17.337	32.538	34.785	16:44.909	11	1:54.842	28.795	16.957	33.535	35.555	21:07.913
10	1:51.474	27.088	17.171	32.527	34.688	18:36.383	12	1:55.381	28.054	17.224	34.268	35.835	23:03.294
11	1:51.434	27.227	17.184	32.395	34.628	20:27.817	13	1:54.608	28.248	17.247	33.842	35.271	24:57.902
12	1:51.519	27.180	17.248	32.377	34.714	22:19.336	14	1:53.736	27.986	17.064	33.441	35.245	26:51.638
13	1:51.654	27.152	17.200	32.484	34.818	24:10.990	15	1:53.623	27.884	17.043	33.555	35.141	28:45.261
14	1:51.656	27.263	17.200	32.517	34.676	26:02.646	48 IVÁN ORTOLÁ SPA						
15	1:51.765	27.168	17.186	32.538	34.873	27:54.411	OPENBANK ASPAR TEAM HONDA						
39 BARTHOLOMÉ PERRIN FRA							1	1:57.316	33.869	16.798	32.397	34.252	1:57.316
EQUIPE DE FRANCE FILIERE GP HONDA							2	1:49.921	26.910	16.807	32.211	33.993	3:47.237
1	2:03.475	36.889	17.410	33.745	35.431	2:03.475	3	1:50.041	26.851	16.878	32.187	34.125	5:37.278
							4	1:49.944	26.825	16.640	32.266	34.213	7:27.222



Hawkers ETC FIM CEV REPSOL CIRCUITO DE JEREZ - ANGEL NIETO

Race 1

Analysis

■ Personal Best ■ Session Best ■ Crossing the finish line in pit lane

Lap	Time	Sector 1	Sector 2	Sector 3	Sector 4	Elapsed	Lap	Time	Sector 1	Sector 2	Sector 3	Sector 4	Elapsed
5	1:49.991	26.882	16.714	32.327	34.068	9:17.213	8	1:51.173	27.227	17.068	32.394	34.484	15:11.970
6	1:50.878	26.992	16.938	32.456	34.492	11:08.091	9	1:51.552	27.105	17.145	32.575	34.727	17:03.522
7	1:50.268	27.033	16.980	32.219	34.036	12:58.359	10	1:51.267	27.190	17.083	32.498	34.496	18:54.789
8	1:50.934	26.899	16.725	32.814	34.496	14:49.293	11	1:50.923	27.062	16.906	32.346	34.609	20:45.712
9	1:50.663	27.157	16.820	32.446	34.240	16:39.956	12	1:51.043	27.039	17.102	32.325	34.577	22:36.755
10	1:50.283	26.902	16.931	32.219	34.231	18:30.239	13	1:51.580	27.176	17.108	32.669	34.627	24:28.335
11	1:50.031	26.817	16.895	32.195	34.124	20:20.270	14	1:51.372	27.072	17.107	32.592	34.601	26:19.707
12	1:50.098	26.787	16.881	32.067	34.363	22:10.368	15	1:51.532	27.189	17.093	32.698	34.552	28:11.239
13	1:50.361	26.896	16.800	32.285	34.380	24:00.729							
14	1:50.314	26.936	16.878	32.395	34.105	25:51.043							
15	1:50.955	26.864	17.028	32.766	34.297	27:41.998							

49	JULIO GARCÍA	SPA
	JEREZ ANDALUCIA MOTOR TALENT	HONDA

1	2:00.156	35.923	16.791	32.767	34.675	2:00.156
2	1:52.063	27.041	16.774	33.463	34.785	3:52.219
3	1:51.929	27.466	16.669	32.584	35.210	5:44.148
4	1:52.142	27.624	16.742	33.180	34.596	7:36.290
5	1:50.702	27.190	16.835	32.343	34.334	9:26.992
6	1:50.532	26.981	16.908	32.133	34.510	11:17.524
7	1:51.021	27.138	16.983	32.330	34.570	13:08.545
8	1:50.700	26.968	17.043	32.191	34.498	14:59.245
9	1:50.799	26.963	17.094	32.154	34.588	16:50.044
10	1:51.032	26.943	17.051	32.510	34.528	18:41.076
11	1:50.835	26.944	17.127	32.256	34.508	20:31.911
12	1:51.214	27.051	17.192	32.436	34.535	22:23.125
13	1:51.213	26.971	17.091	32.427	34.724	24:14.338
14	1:50.821	27.023	16.967	32.316	34.515	26:05.159
15	1:51.102	27.205	16.981	32.377	34.539	27:56.261

54	ALBERTO FERRÁNDEZ	SPA
	CUNA DE CAMPEONES	HONDA

1	1:57.739	34.247	16.690	32.399	34.403	1:57.739
2	1:50.198	27.215	16.663	32.203	34.117	3:47.937
3	1:50.044	27.120	16.750	32.055	34.119	5:37.981
4	1:50.046	27.032	16.616	32.122	34.276	7:28.027
5	1:49.860	26.824	16.678	32.122	34.236	9:17.887
6	1:50.474	27.011	16.764	32.447	34.252	11:08.361
7	1:50.244	27.117	16.736	32.360	34.031	12:58.605
8	1:50.678	26.903	16.625	32.979	34.171	14:49.283
9	1:51.045	27.041	16.896	32.856	34.252	16:40.328
10	1:50.189	26.940	16.752	32.326	34.171	18:30.517
11	1:50.123	26.988	16.755	32.244	34.136	20:20.640
12	1:50.436	27.019	16.840	32.404	34.173	22:11.076
13	1:50.403	27.146	16.865	32.177	34.215	24:01.479
14	1:49.912	26.987	16.750	32.197	33.978	25:51.391
15	1:50.627	26.817	16.721	32.663	34.426	27:42.018

55	NOAH DETTWILER	SWI
	REALE AVINTIA MTA JUNIOR TEAM	HONDA

1	1:59.668	35.046	16.899	33.159	34.564	1:59.668
2	1:51.854	27.205	17.079	32.877	34.693	3:51.522
3	1:52.310	27.103	17.340	32.865	35.002	5:43.832
4	1:52.379	27.250	17.095	33.180	34.854	7:36.211
5	2:01.341	37.133	17.086	32.422	34.700	9:37.552
6	1:51.355	27.312	17.083	32.514	34.446	11:28.907
7	1:51.890	26.920	16.975	32.873	35.122	13:20.797

58	MATEUSZ PASIUK	POL
	WÓJCIK RACING JUNIOR TEAM	HONDA

1	2:05.578	38.161	17.521	33.959	35.937	2:05.578
2	1:53.424	27.752	17.211	33.210	35.251	3:59.002
3	1:53.825	27.756	17.074	33.422	35.573	5:52.827
4	1:54.217	27.630	17.432	33.738	35.417	7:47.044

62	BLAI TRIAS	SPA
	ART BOX	HONDA


1	2:01.436	36.313	17.038	33.043	35.042	2:01.436
2	1:52.152	27.437	17.081	32.903	34.731	3:53.588
3	1:52.107	27.457	16.904	32.896	34.850	5:45.695
4	1:52.217	27.546	17.003	32.750	34.918	7:37.912
5	1:52.450	27.611	16.893	33.415	34.531	9:30.362
6	1:51.828	27.327	17.107	32.880	34.514	11:22.190

66	PHILLIP TONN	GER
	LIQUI MOLY INTACTGP SIC JUNIOR 1	HONDA

1	2:00.752	36.225	16.962	32.792	34.773	2:00.752
2	1:51.431	27.149	16.984	32.565	34.733	3:52.183
3	1:52.044	27.570	16.851	32.760	34.863	5:44.227
4	1:51.960	27.346	16.748	33.152	34.714	7:36.187
5	2:13.047	46.329	17.859	33.570	35.289	9:49.234
6	1:52.954	27.558	17.316	32.899	35.181	11:42.188
7	1:53.299	27.565	17.446	32.989	35.299	13:35.487
8	1:52.514	27.421	17.227	32.865	35.001	15:28.001
9	1:52.450	27.485	17.182	32.811	34.972	17:20.451
10	1:52.490	27.258	16.956	32.970	35.306	19:12.941
11	1:52.591	27.583	17.169	32.844	34.995	21:05.532
12	1:52.285	27.467	17.318	32.733	34.767	22:57.817
13	1:53.186	27.419	17.195	33.106	35.466	24:51.003
14	1:53.325	27.839	17.383	33.029	35.074	26:44.328
15	1:53.390	27.770	17.228	33.081	35.311	28:37.718

69	MARCOS RUDA	SPA
	TEAM HONDA LAGLISSE	HONDA

1	1:57.364	33.195	17.045	32.599	34.525	1:57.364
2	1:49.937	26.924	16.769	32.296	33.948	3:47.301
3	1:50.115	27.071	16.630	32.263	34.151	5:37.416
4	1:49.866	26.822	16.534	32.339	34.171	7:27.282
5	1:50.065	27.012	16.660	32.306	34.087	9:17.347
6	1:50.703	27.151	16.702	32.545	34.305	11:08.050
7	1:50.063	27.098	16.789	32.173	34.003	12:58.113
8	1:51.163	26.934	16.862	32.673	34.694	14:49.276
9	1:50.956	27.611	16.650	32.420	34.275	16:40.232
10	1:50.237	26.971	16.682	32.344	34.240	18:30.469
11	1:50.074	26.979	16.669	32.254	34.172	20:20.543
12	1:50.463	27.047	16.815	32.228	34.373	22:11.006



Hawkers ETC


FIM CEV REPSOL CIRCUITO DE JEREZ - ANGEL NIETO

Race 1

Analysis

■ Personal Best ■ Session Best B Crossing the finish line in pit lane

Lap	Time	Sector 1	Sector 2	Sector 3	Sector 4	Elapsed	Lap	Time	Sector 1	Sector 2	Sector 3	Sector 4	Elapsed
13	1:50.192	27.067	16.792	32.179	34.154	24:01.198	7	1:52.219	27.434	17.277	32.681	34.827	13:13.723
14	1:50.101	27.015	16.867	32.215	34.004	25:51.299	8	1:53.734	27.602	17.511	33.245	35.376	15:07.457
15	1:50.875	27.195	16.679	32.721	34.280	27:42.174	9	1:52.566	27.567	17.516	32.576	34.907	17:00.023
70 TYLER JACOB SCOTT USA							10	1:52.300	27.451	17.243	32.717	34.889	18:52.323
TALENT TEAM ESTRELLA GALICIA 0,0 HONDA							11	1:52.253	27.325	17.302	32.654	34.972	20:44.576
1	2:04.250	37.472	17.359	33.995	35.424	2:04.250	12	1:52.358	27.360	17.338	32.717	34.943	22:36.934
2	1:53.866	27.760	17.384	33.662	35.060	3:58.116	13	1:51.774	27.311	16.967	32.583	34.913	24:28.708
3	1:54.937	27.759	17.743	33.823	35.612	5:53.053	14	1:51.449	27.163	17.161	32.559	34.566	26:20.157
4	1:53.813	27.471	17.532	33.614	35.196	7:46.866	15	1:51.428	27.304	17.066	32.441	34.617	28:11.585
5	1:53.977	27.993	17.441	33.297	35.246	9:40.843	78 DAMIAN JIGALOV USA						
6	1:53.914	27.823	17.515	33.329	35.247	11:34.757	LIQUI MOLY INTACT SIC JUNIOR TEA HONDA						
7	1:55.391	28.447	17.481	33.821	35.642	13:30.148	1	2:04.977	37.810	17.343	34.035	35.789	2:04.977
8	1:54.038	28.145	17.262	33.268	35.363	15:24.186	2	1:54.366	28.088	17.436	33.628	35.214	3:59.343
9	1:54.335	27.954	17.401	33.451	35.529	17:18.521	3	1:53.907	27.864	17.196	33.461	35.386	5:53.250
10	1:54.379	28.083	17.344	33.528	35.424	19:12.900	4	1:54.175	27.884	17.318	33.625	35.348	7:47.425
11	1:52.983	27.899	17.110	33.090	34.884	21:05.883	5	1:54.252	28.132	17.680	33.325	35.115	9:41.677
12	1:53.480	27.567	17.494	33.181	35.238	22:59.363	6	1:53.828	28.033	17.297	33.123	35.375	11:35.505
13	1:53.534	27.569	17.436	33.360	35.169	24:52.897	7	1:54.104	27.904	17.254	33.446	35.500	13:29.609
14	1:53.526	28.061	17.317	33.118	35.030	26:46.423	8	1:54.258	28.010	17.285	33.377	35.586	15:23.867
15	1:53.182	27.548	17.205	33.264	35.165	28:39.605	9	1:54.605	27.954	17.469	33.335	35.847	17:18.472
72 ÓSCAR ALMONACIL SPA							10	1:54.378	28.117	17.463	33.180	35.618	19:12.850
H43TEAM NOBBY TALASUR-BLUMAQ HONDA							11	1:52.920	27.604	17.387	32.972	34.957	21:05.770
1	2:02.202	36.618	17.120	33.383	35.081	2:02.202	12	1:53.372	27.600	17.400	33.194	35.178	22:59.142
2	1:52.293	27.441	17.151	33.037	34.664	3:54.495	13	1:53.832	27.644	17.545	33.286	35.357	24:52.974
3	1:52.209	27.290	17.042	32.977	34.900	5:46.704	14	1:53.292	27.906	17.353	33.024	35.009	26:46.266
4	1:51.890	27.332	16.938	32.790	34.830	7:38.594	15	1:53.133	27.621	17.243	33.182	35.087	28:39.399
5	1:52.147	27.499	17.031	32.955	34.662	9:30.741	80 DAVID ALONSO COL						
6	1:51.800	27.309	17.074	32.697	34.720	11:22.541	OPENBANK ASPAR TEAM HONDA						
74 DAIJIRO SAKO JPN							1	1:57.221	33.692	16.794	32.472	34.263	1:57.221
CUNA DE CAMPEONES HONDA							2	1:49.876	26.956	16.688	32.183	34.049	3:47.097
1	1:59.931	35.306	16.989	32.861	34.775	1:59.931	3	1:49.958	26.900	16.741	32.169	34.148	5:37.055
2	1:51.838	27.090	16.967	33.119	34.662	3:51.769	4	1:49.983	26.829	16.642	32.189	34.323	7:27.038
3	1:52.321	27.012	17.242	33.034	35.033	5:44.090	5	1:50.064	26.989	16.631	32.278	34.166	9:17.102
4	1:51.787	27.069	17.075	32.822	34.821	7:35.877	6	1:50.657	27.037	16.939	32.430	34.251	11:07.759
5	1:50.968	26.952	16.997	32.583	34.436	9:26.845	7	1:50.264	26.855	16.987	32.292	34.130	12:58.023
6	2:18.776	26.939	17.049	59.959	34.829	11:45.621	8	1:51.193	26.970	16.945	32.987	34.291	14:49.216
7	1:51.983	27.413	17.231	32.577	34.762	13:37.604	9	1:50.405	27.040	16.926	32.127	34.312	16:39.621
8	1:51.285	27.344	17.166	32.397	34.378	15:28.889	10	1:50.157	26.853	16.861	32.171	34.272	18:29.778
9	1:51.466	27.217	17.007	32.479	34.763	17:20.355	11	1:50.279	26.858	16.838	32.297	34.286	20:20.057
10	1:52.275	27.134	16.888	32.876	35.377	19:12.630	12	1:50.139	26.812	16.883	32.108	34.336	22:10.196
11	1:51.272	27.289	17.169	32.285	34.529	21:03.902	13	1:50.175	26.875	16.770	32.236	34.294	24:00.371
12	1:52.093	27.445	17.399	32.524	34.725	22:55.995	14	1:50.567	26.986	16.946	32.338	34.297	25:50.938
13	1:51.964	27.275	17.188	32.774	34.727	24:47.959	15	1:50.398	26.918	16.902	32.290	34.288	27:41.336
14	1:51.723	27.301	17.257	32.562	34.603	26:39.682	83 ALVARO CARPE SPA						
15	1:51.920	27.353	17.280	32.529	34.758	28:31.602	HAWKERS FINETWORK ARO TEAM HONDA						
77 MATTIA VOLPI ITA							1	2:01.465	34.817	16.869	35.289	34.490	2:01.465
SIC58 SQUADRA CORSE HONDA							2	1:51.504	27.294	17.033	32.508	34.669	3:52.969
1	2:00.785	36.026	17.024	32.831	34.904	2:00.785	3	1:51.242	27.262	16.656	32.590	34.734	5:44.211
2	1:52.239	27.458	17.103	32.711	34.967	3:53.024	4	1:51.076	27.422	16.636	32.362	34.656	7:35.287
3	1:52.306	27.873	17.029	32.767	34.637	5:45.330	5	1:50.885	26.941	17.061	32.337	34.546	9:26.172
4	1:52.494	27.648	16.959	32.731	35.156	7:37.824	6	1:51.284	27.054	17.037	32.238	34.955	11:17.456
5	1:51.701	27.574	16.977	32.503	34.647	9:29.525	7	1:51.733	27.472	16.838	32.692	34.731	13:09.189
6	1:51.979	27.255	17.165	32.734	34.825	11:21.504	8	1:50.777	27.501	16.787	32.126	34.363	14:59.966
							9	1:50.465	27.218	16.678	32.075	34.494	16:50.431



Hawkers ETC FIM CEV REPSOL CIRCUITO DE JEREZ - ANGEL NIETO

Race 1

Analysis

■ Personal Best ■ Session Best B Crossing the finish line in pit lane

Lap	Time	Sector 1	Sector 2	Sector 3	Sector 4	Elapsed	Lap	Time	Sector 1	Sector 2	Sector 3	Sector 4	Elapsed
10	1:51.136	26.908	16.852	32.633	34.743	18:41.567	8	1:52.014	27.110	17.089	33.532	34.283	14:49.715
11	1:50.857	27.219	16.832	32.527	34.279	20:32.424	9	1:51.007	27.584	16.759	32.387	34.277	16:40.722
12	1:51.263	27.398	16.753	32.561	34.551	22:23.687	10	1:50.551	27.035	16.863	32.468	34.185	18:31.273
13	1:50.537	27.036	16.857	32.321	34.323	24:14.224	11	1:49.845	26.909	16.844	32.075	34.017	20:21.118
14	1:50.971	26.984	17.048	32.274	34.665	26:05.195	12	1:49.814	26.804	16.701	32.198	34.111	22:10.932
15	1:51.124	27.107	17.013	32.317	34.687	27:56.319	13	1:49.689	26.882	16.882	31.969	33.956	24:00.621
							14	1:50.462	26.941	16.806	32.393	34.322	25:51.083

84

ZONTA VAN DEN GOORBERGH

NED

SUPERB

HONDA

1	1:56.466	32.913	16.884	32.230	34.439	1:56.466
2	1:50.163	26.925	16.881	32.097	34.260	3:46.629
3	1:50.119	26.926	16.885	32.232	34.076	5:36.748
4	1:50.104	26.802	16.794	32.196	34.312	7:26.852
5	1:50.107	26.874	16.872	32.172	34.189	9:16.959
6	1:50.890	27.353	16.868	32.488	34.181	11:07.849
7	1:49.902	26.807	16.881	32.080	34.134	12:57.751
8	1:51.150	27.123	17.004	32.808	34.215	14:48.901
9	1:50.506	27.091	16.960	32.119	34.336	16:39.407
10	1:50.182	26.886	16.976	32.082	34.238	18:29.589
11	1:50.278	26.948	16.884	32.203	34.243	20:19.867
12	1:50.148	26.859	16.924	32.058	34.307	22:10.015
13	1:50.219	26.860	16.917	32.123	34.319	24:00.234
14	1:50.622	27.010	17.005	32.227	34.380	25:50.856
15	1:50.305	26.865	16.979	32.180	34.281	27:41.161

86

MARIO MAYOR

SPA

LEOPARD IMPALA JUNIOR TEAM

HONDA

1	2:01.489	36.388	17.077	33.291	34.733	2:01.489
2	1:52.451	27.571	17.020	33.063	34.797	3:53.940
3	1:52.217	27.389	16.811	33.239	34.778	5:46.157
4	1:52.141	27.349	16.925	33.167	34.700	7:38.298
5	1:52.010	27.472	16.874	33.096	34.568	9:30.308
6	1:51.878	27.431	17.035	32.745	34.667	11:22.186
7	1:52.346	27.554	17.097	32.825	34.870	13:14.532
8	1:53.123	27.507	17.024	33.217	35.375	15:07.655
9	1:53.060	27.529	17.411	33.136	34.984	17:00.715
10	1:53.062	27.721	17.150	32.971	35.220	18:53.777
11	1:52.288	27.568	17.294	32.763	34.663	20:46.065
12	1:53.242	27.466	17.207	33.377	35.192	22:39.307
13	1:53.708	27.651	17.298	33.457	35.302	24:33.015
14	1:53.701	27.669	17.367	33.437	35.228	26:26.716
15	1:54.618	27.997	17.388	33.411	35.822	28:21.334

93

SERGIO BERNAL

SPA

JEREZ ANDALUCIA MOTOR TALENT

HONDA

1	2:04.813	37.890	17.472	33.906	35.545	2:04.813
2	1:53.039	27.546	17.291	33.044	35.158	3:57.852

95

MARCO MORELLI

SPA

TALENT TEAM ESTRELLA GALICIA 0,0

HONDA

1	1:56.601	33.418	16.919	32.037	34.227	1:56.601
2	1:50.124	27.007	16.859	32.064	34.194	3:46.725
3	1:50.056	26.953	16.823	31.997	34.283	5:36.781
4	1:50.081	26.942	16.769	31.965	34.405	7:26.862
5	1:50.078	27.007	16.755	32.054	34.262	9:16.940
6	1:50.336	27.083	17.059	32.036	34.158	11:07.276
7	1:50.425	27.076	17.038	32.145	34.166	12:57.701